



US00D701598S

(12) **United States Design Patent**
Adkins

(10) **Patent No.:** **US D701,598 S**
(45) **Date of Patent:** **** Mar. 25, 2014**

- (54) **PENTA-LOBED GAS BURNER**
- (71) Applicant: **Michael Scott Adkins**, Vandalia, OH (US)
- (72) Inventor: **Michael Scott Adkins**, Vandalia, OH (US)
- (73) Assignee: **Hearth Products Controls**, Kettering, OH (US)
- (**) Term: **14 Years**
- (21) Appl. No.: **29/466,936**
- (22) Filed: **Sep. 13, 2013**

1,720,909	A *	7/1929	Lang	126/214	R
1,833,734	A *	11/1931	Brumbaugh	126/39	H
1,878,143	A *	9/1932	Hobson	126/39	K
D94,689	S *	2/1935	Hobson	D7/408	
2,081,507	A *	5/1937	Reedy	126/39	R
2,320,754	A *	6/1943	Sherman	126/39	K
D137,475	S *	3/1944	Morehead	D6/303	
D357,610	S *	4/1995	Dutro et al.	D7/332	
D414,377	S *	9/1999	Huang	D7/407	
6,851,420	B2 *	2/2005	Jennings	126/39	R
7,322,820	B2 *	1/2008	Welton et al.	431/354	
D565,894	S *	4/2008	Pryor et al.	D7/407	
D584,567	S *	1/2009	Hughes et al.	D7/407	
D585,240	S *	1/2009	Beroset et al.	D7/407	
7,628,609	B2 *	12/2009	Pryor et al.	431/286	

* cited by examiner

Primary Examiner — Karen S Acker

(74) *Attorney, Agent, or Firm* — Thompson Hine L.L.P.

Related U.S. Application Data

- (62) Division of application No. 29/439,420, filed on Dec. 11, 2012.
- (51) **LOC (10) Cl.** **23-03**
- (52) **U.S. Cl.**
USPC **D23/415**
- (58) **Field of Classification Search**
USPC D23/403–410, 415–422, 499, 345, 347,
D23/349; D7/332, 402, 407, 417; D15/144;
40/428, 798; 44/520, 530; 52/36.3;
126/201, 258, 500, 512, 540, 543, 544,
126/548, 555, 298; 160/DIG. 9; 219/549;
431/263, 273, 329
See application file for complete search history.

(57) **CLAIM**

The ornamental design for a penta-lobed gas burner, as shown and described.

DESCRIPTION

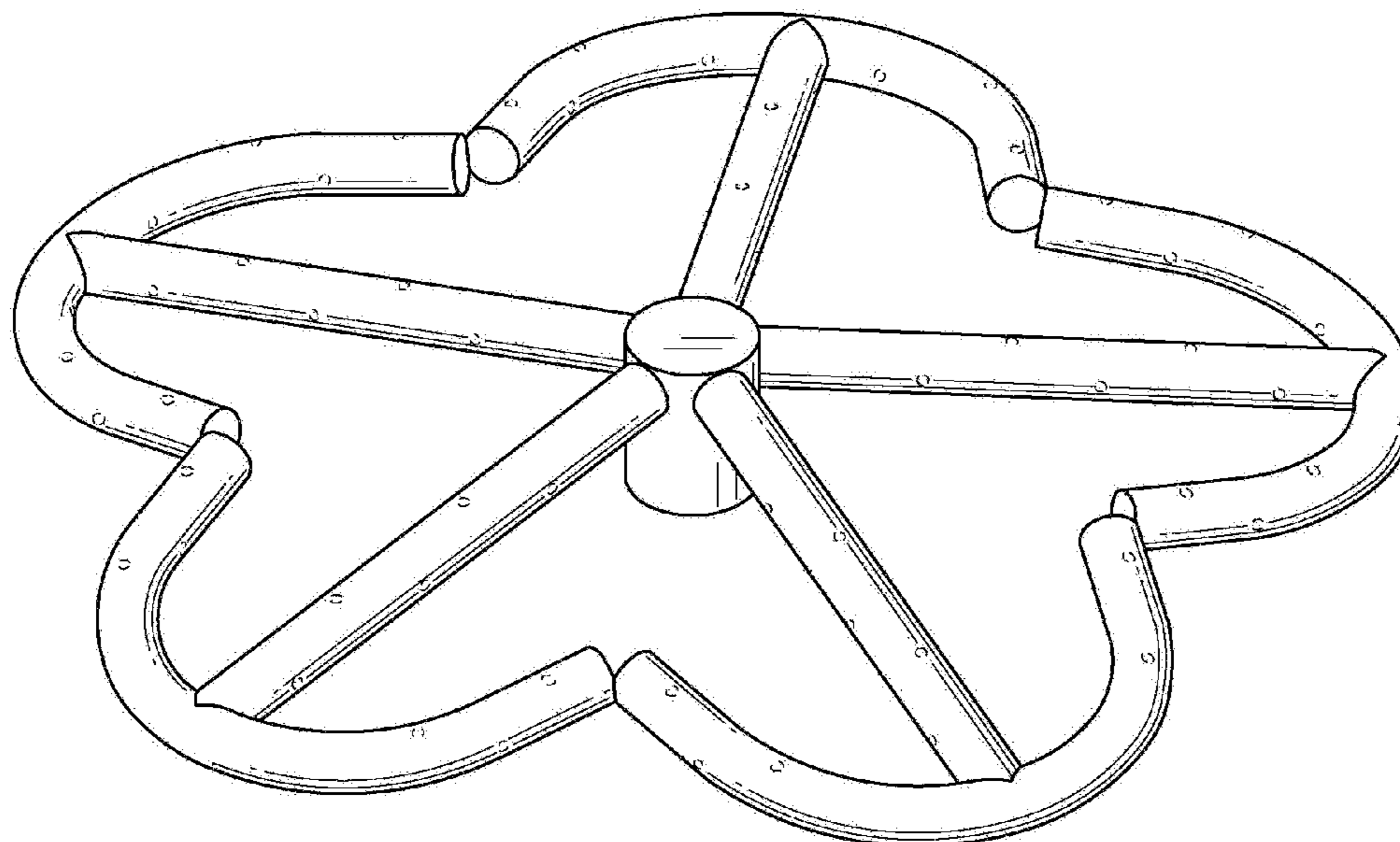
FIG. 1 is a top view of the penta-lobed gas burner;
 FIG. 2 is a bottom view thereof;
 FIG. 3 is a representative side view thereof, the other side views being substantially identical by virtue of the design's five-fold rotational symmetry; and,
 FIG. 4 is a perspective view thereof.
 For each such figure gas vent holes, where visible, are shown in broken lines for illustrative purposes only, and the pattern, size, and number of such holes form no part of the claimed design.

(56) **References Cited**

U.S. PATENT DOCUMENTS

1,444,770	A *	2/1923	Baker	126/214	D
1,681,068	A *	8/1928	Taylor	126/39	K

1 Claim, 3 Drawing Sheets






FIG. 1




FIG. 2

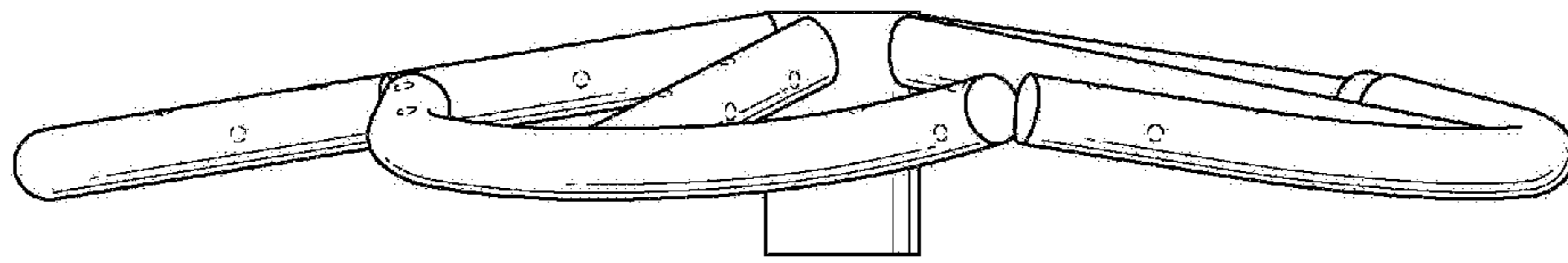


FIG. 3

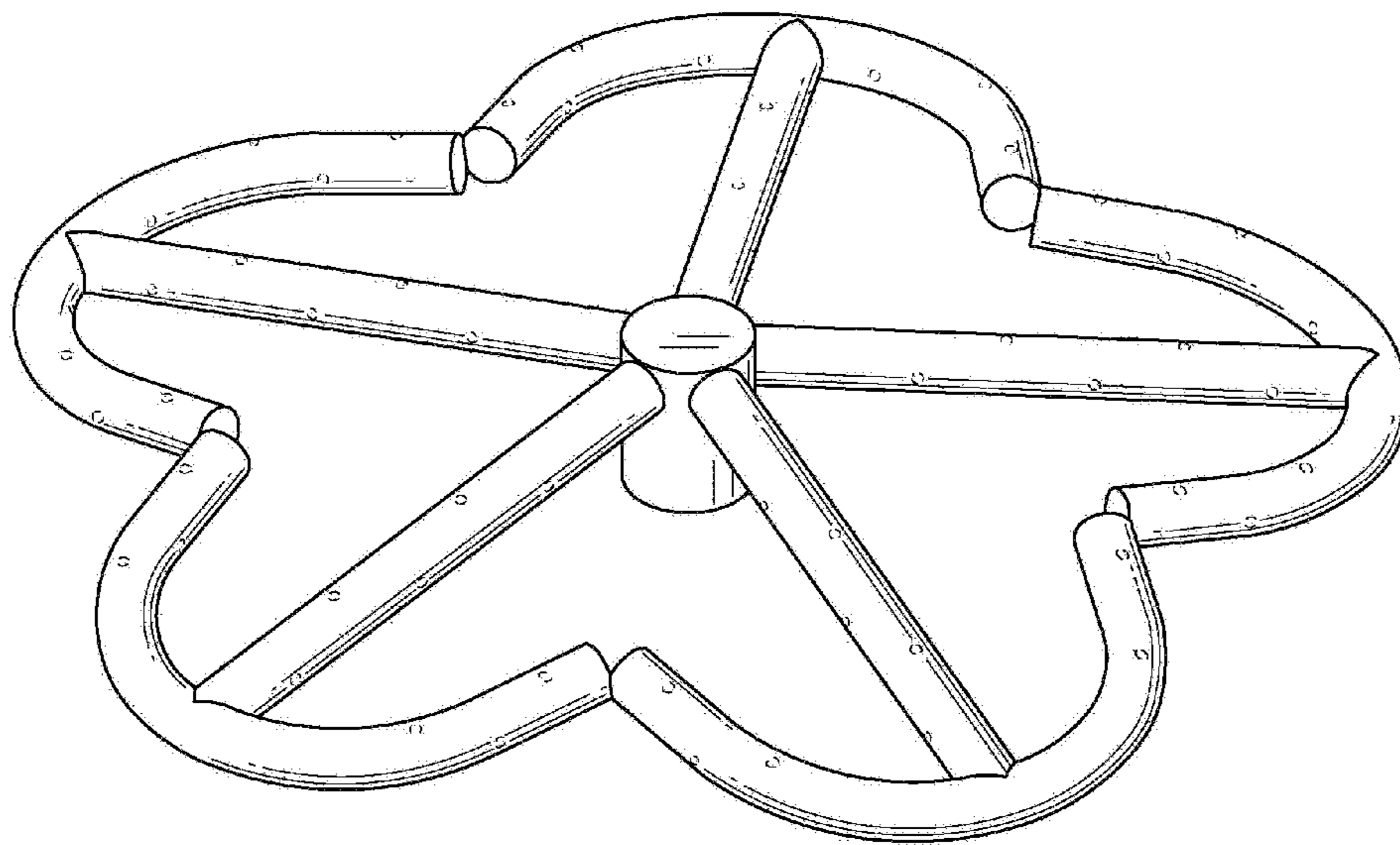


FIG. 4