



US00D701579S

(12) **United States Design Patent**
Tan

(10) **Patent No.:** **US D701,579 S**
(45) **Date of Patent:** **** Mar. 25, 2014**

(54) **TOY**

FOREIGN PATENT DOCUMENTS

(71) Applicant: **Xiaoming Tan**, Guanzhou (CN)

CN 200530061499.9 3/2006

(72) Inventor: **Xiaoming Tan**, Guanzhou (CN)

CN 201130192696-X 1/2010

(**) Term: **14 Years**

CN 200930088032.1 5/2010

CN 200930089632.X 5/2010

CN 201130011543.0 6/2011

HK 1101099.2 6/2011

(21) Appl. No.: **29/438,005**

* cited by examiner

(22) Filed: **Nov. 23, 2012**

Primary Examiner — Sandra Morris

(30) **Foreign Application Priority Data**

(74) *Attorney, Agent, or Firm* — Muncy, Geissler, Olds & Lowe, P.C.

May 23, 2012 (CN) 2012 3 0192593

(51) **LOC (10) Cl.** **21-01**

(57) **CLAIM**

The ornamental design for a toy, as shown and described.

(52) **U.S. Cl.**

DESCRIPTION

USPC **D21/605**; D21/576; D21/656

(58) **Field of Classification Search**

USPC D11/158–159; D21/576–585, 587–588,
D21/596, 604–605, 639, 655–656;
D30/160; 446/72, 97–98, 268–269,
446/278, 327, 368–369; D6/598

The file of this patent contains at least one drawing/photograph executed in color. Copies of this patent with color drawing(s)/photograph(s) will be provided by the Patent and Trademark Office upon request and payment of the necessary fee.

See application file for complete search history.

FIG. 1 is a perspective view of a toy showing my new design;

FIG. 2 is a right side view thereof;

FIG. 3 is a left side view thereof;

FIG. 4 is a front view thereof;

FIG. 5 is a back view thereof;

FIG. 6 is a top view thereof; and,

FIG. 7 is a bottom view thereof.

(56) **References Cited**

U.S. PATENT DOCUMENTS

D359,536 S * 6/1995 Schmidli D21/656
D385,314 S * 10/1997 Park D21/656
D511,406 S * 11/2005 Saruhashi D21/655
D525,365 S * 7/2006 Mills D21/604
D620,991 S * 8/2010 Pozo D21/596

1 Claim, 7 Drawing Sheets
(7 of 7 Drawing Sheet(s) Filed in Color)





Fig. 1

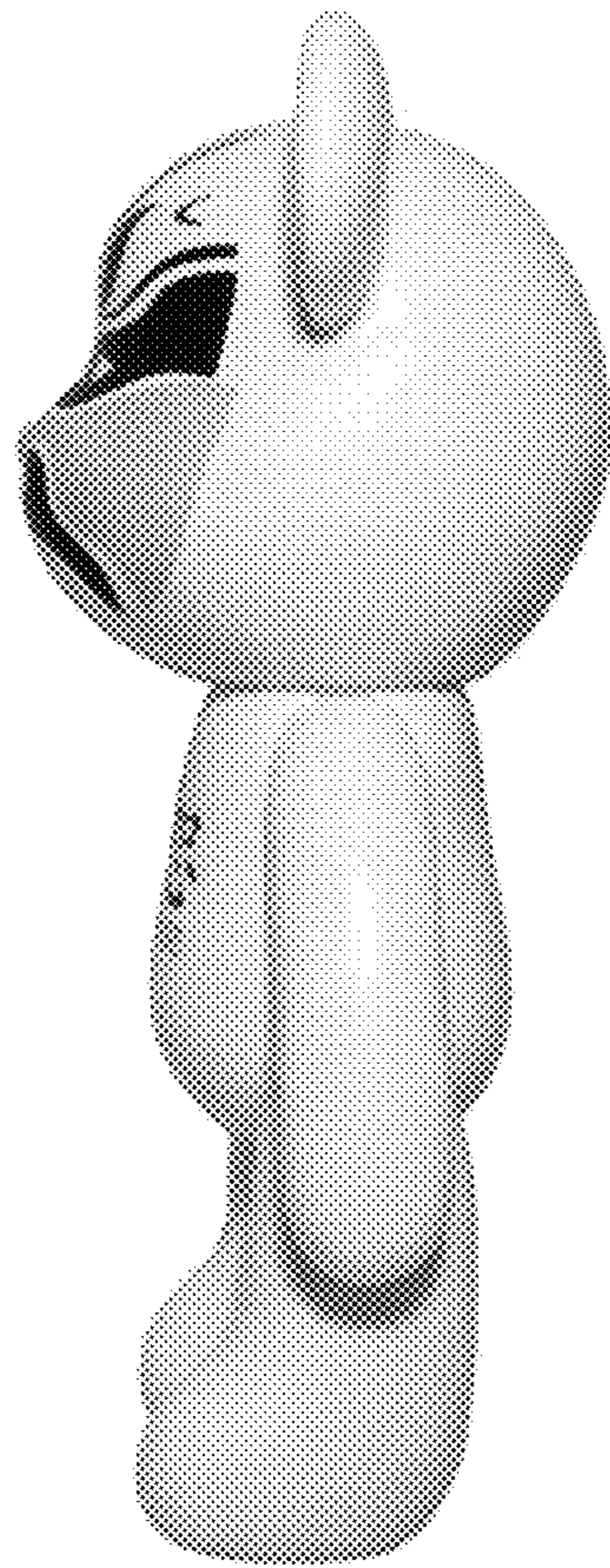


Fig. 2

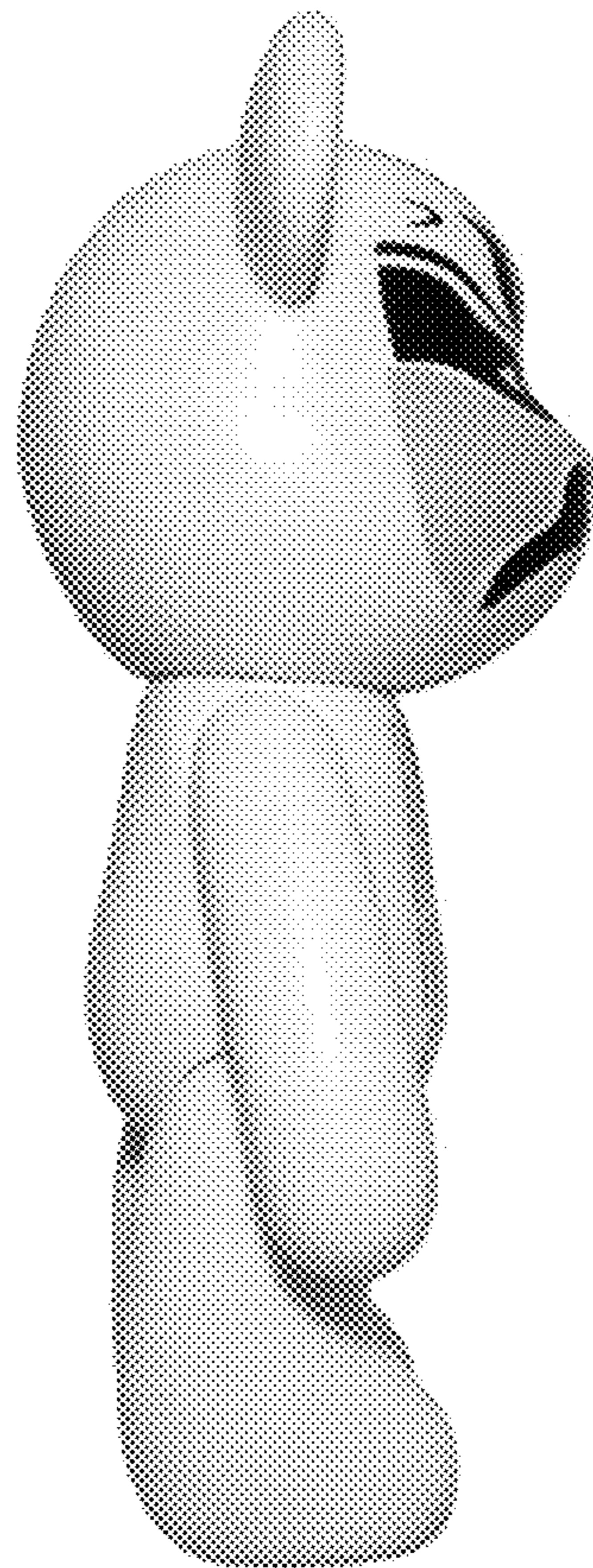


Fig. 3




Fig. 4




Fig. 5




Fig. 6

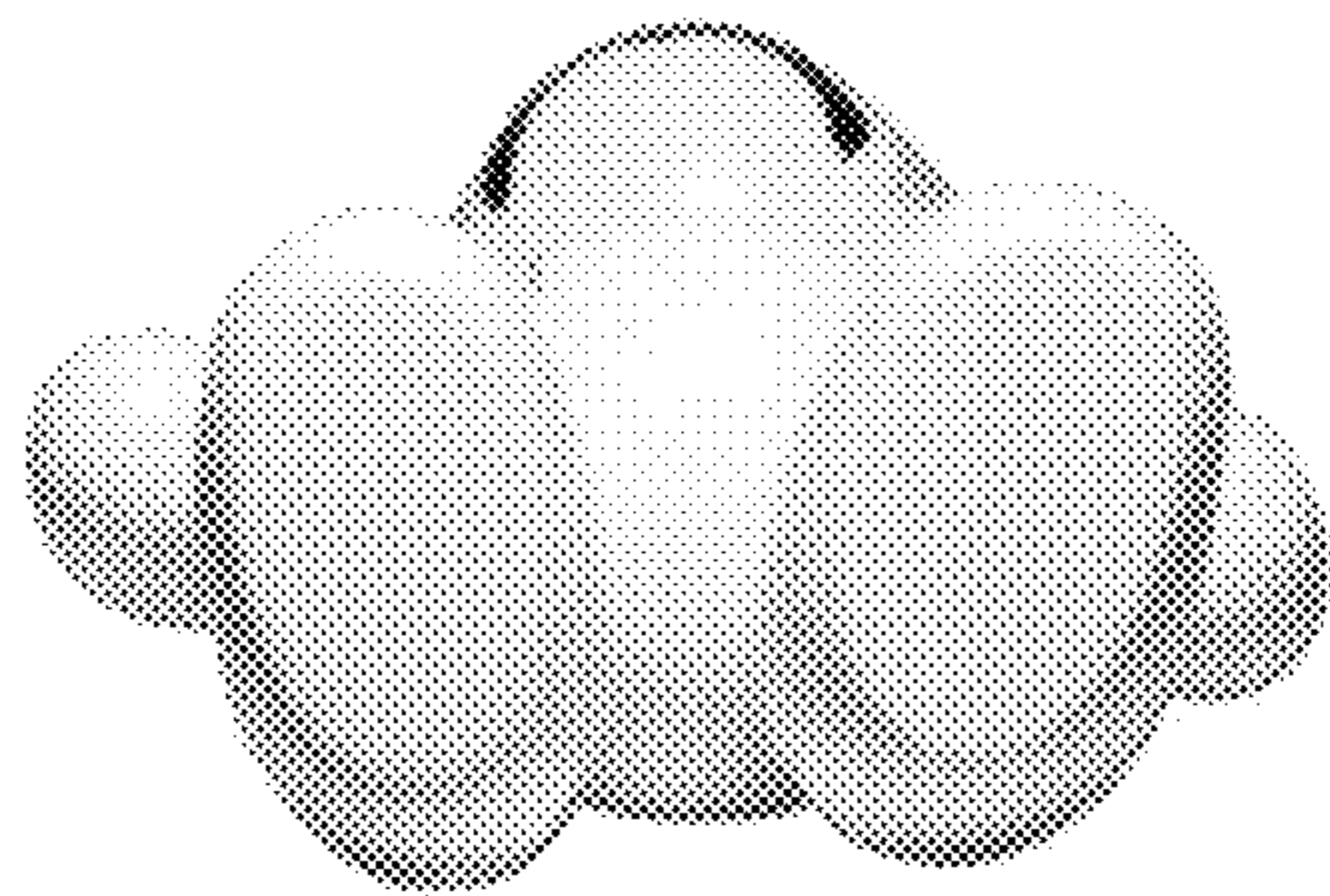


Fig. 7