



US00D701572S

(12) **United States Design Patent**
Jiang

(10) **Patent No.:** **US D701,572 S**
(45) **Date of Patent:** **** Mar. 25, 2014**

- (54) **PEN**
- (71) Applicant: **Beifa Group Co., Ltd.**, Zhejiang (CN)
- (72) Inventor: **Linghua Jiang**, Ningbo (CN)
- (73) Assignee: **Beifa Group Co., Ltd.**, Ningbo (CN)
- (**) Term: **14 Years**
- (21) Appl. No.: **29/472,189**
- (22) Filed: **Nov. 8, 2013**

Related U.S. Application Data

- (62) Division of application No. 29/423,977, filed on Jun. 6, 2012, now Pat. No. Des. 693,875.

(30) **Foreign Application Priority Data**

Dec. 6, 2011 (CN) 2011 3 0459131

- (51) **LOC (10) Cl.** **19-06**

- (52) **U.S. Cl.**
USPC **D19/166**

- (58) **Field of Classification Search**
USPC D14/411; D19/35, 36, 41-51, 53-58;
24/11 R, 11 F, 11 P; 401/52, 99-109,
401/192, 195, 196
See application file for complete search history.

(56) **References Cited**

U.S. PATENT DOCUMENTS

- D206,735 S * 1/1967 Levy D19/57
- D221,033 S * 6/1971 Wakai D19/43
- D273,399 S * 4/1984 Zierhut D19/57
- D273,400 S * 4/1984 Zierhut D19/57
- D273,401 S * 4/1984 Zierhut D19/57
- D284,676 S * 7/1986 Malm D19/51
- D328,311 S * 7/1992 Nitta D19/49

- 5,174,672 A * 12/1992 Townsend 401/6
- 5,230,578 A * 7/1993 Fuhrmann et al. 401/202
- D340,069 S * 10/1993 Garry D19/57
- D366,669 S * 1/1996 McCartney et al. D19/42
- D374,460 S * 10/1996 Young D19/48
- D375,323 S * 11/1996 Young D19/49
- D377,194 S * 1/1997 Young D19/48
- 5,599,127 A * 2/1997 Fuhrmann et al. 401/202
- D379,372 S * 5/1997 Young D19/49
- D383,780 S * 9/1997 Young D19/49
- D391,153 S * 2/1998 Poisson et al. D19/48
- D394,673 S * 5/1998 Moorthy et al. D19/49
- D402,312 S * 12/1998 Chevalier et al. D19/57
- D445,130 S * 7/2001 Ginelli D19/36
- D530,745 S * 10/2006 Kent et al. D19/43
- D530,748 S * 10/2006 Kent et al. D19/57
- D546,386 S * 7/2007 Qiu D19/43
- D546,387 S * 7/2007 Qiu D19/43
- D547,802 S * 7/2007 Jeon D19/43
- D549,775 S * 8/2007 Kent et al. D19/48

(Continued)

Primary Examiner — Elizabeth Albert

(74) *Attorney, Agent, or Firm* — Christensen O'Connor Johnson Kindness PLLC

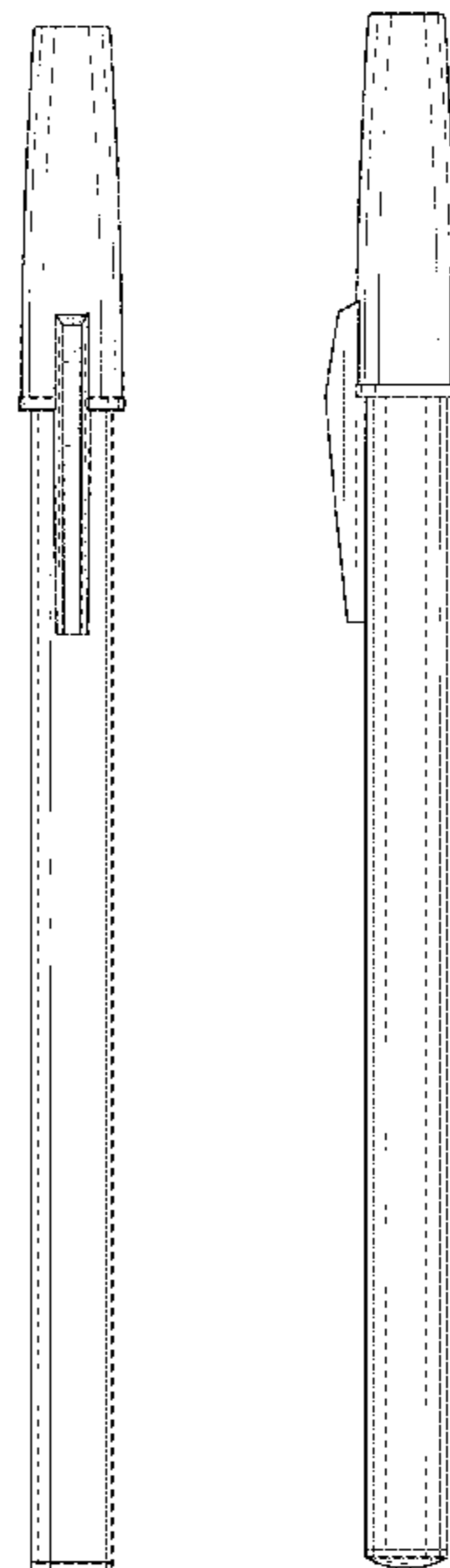
(57) **CLAIM**

The ornamental design for a pen, as shown and described.

DESCRIPTION

FIG. 1 is a lower front right perspective view of a pen showing my new design;
 FIG. 2 is a front elevation view thereof;
 FIG. 3 is a rear elevation view thereof;
 FIG. 4 is a right side elevation view thereof, with the left side elevation view being a mirror image of the right side elevation view;
 FIG. 5 is an enlarged top plan view thereof; and
 FIG. 6 is an enlarged bottom plan view thereof.
 The broken lines shown in FIGS. 5 and 6 illustrate environmental subject matter and form no part of the claimed design.

1 Claim, 3 Drawing Sheets



(56)

References Cited

U.S. PATENT DOCUMENTS

D586,853 S *	2/2009	Tan	D19/49	D662,981 S *	7/2012	Xie	D19/43
D612,426 S *	3/2010	Suero et al.	D19/41	D667,875 S *	9/2012	Liang	D19/43
D641,787 S	7/2011	Tan		D668,292 S *	10/2012	Chen	D19/49
D647,961 S *	11/2011	Zhang	D19/43	D672,808 S *	12/2012	Liang et al.	D19/43
D648,386 S *	11/2011	Zhang	D19/43	D672,809 S *	12/2012	Jiang et al.	D19/43
D655,337 S *	3/2012	Zhang	D19/45	D685,425 S *	7/2013	Zhang	D19/49
D661,736 S *	6/2012	Zhang	D19/43	D685,845 S *	7/2013	Zhang	D19/43
D661,737 S *	6/2012	Zhang	D19/49	D689,931 S *	9/2013	Jiang	D19/166
D662,977 S *	7/2012	Liang	D19/43	D690,364 S *	9/2013	Zhang	D19/195
D662,980 S *	7/2012	Jiang	D19/43	D693,875 S *	11/2013	Jiang	D19/163
					D693,876 S *	11/2013	Jiang	D19/163
					D694,331 S *	11/2013	Zhang	D19/195

* cited by examiner

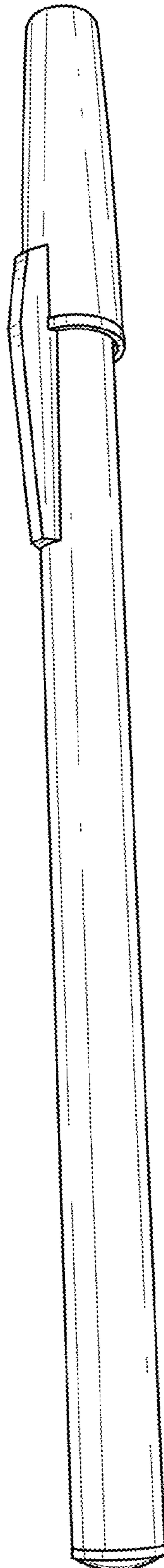


Fig. 1.




Fig. 2.




Fig. 3.

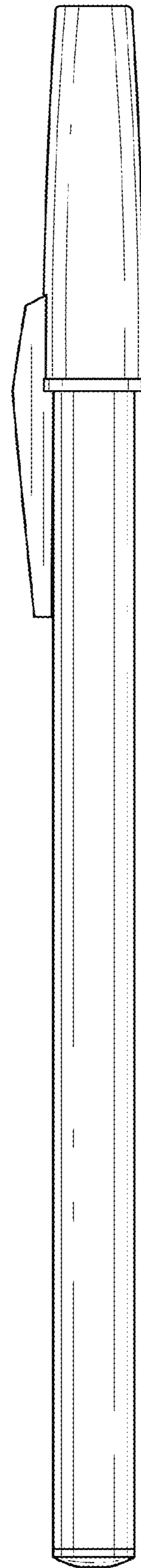


Fig. 4.

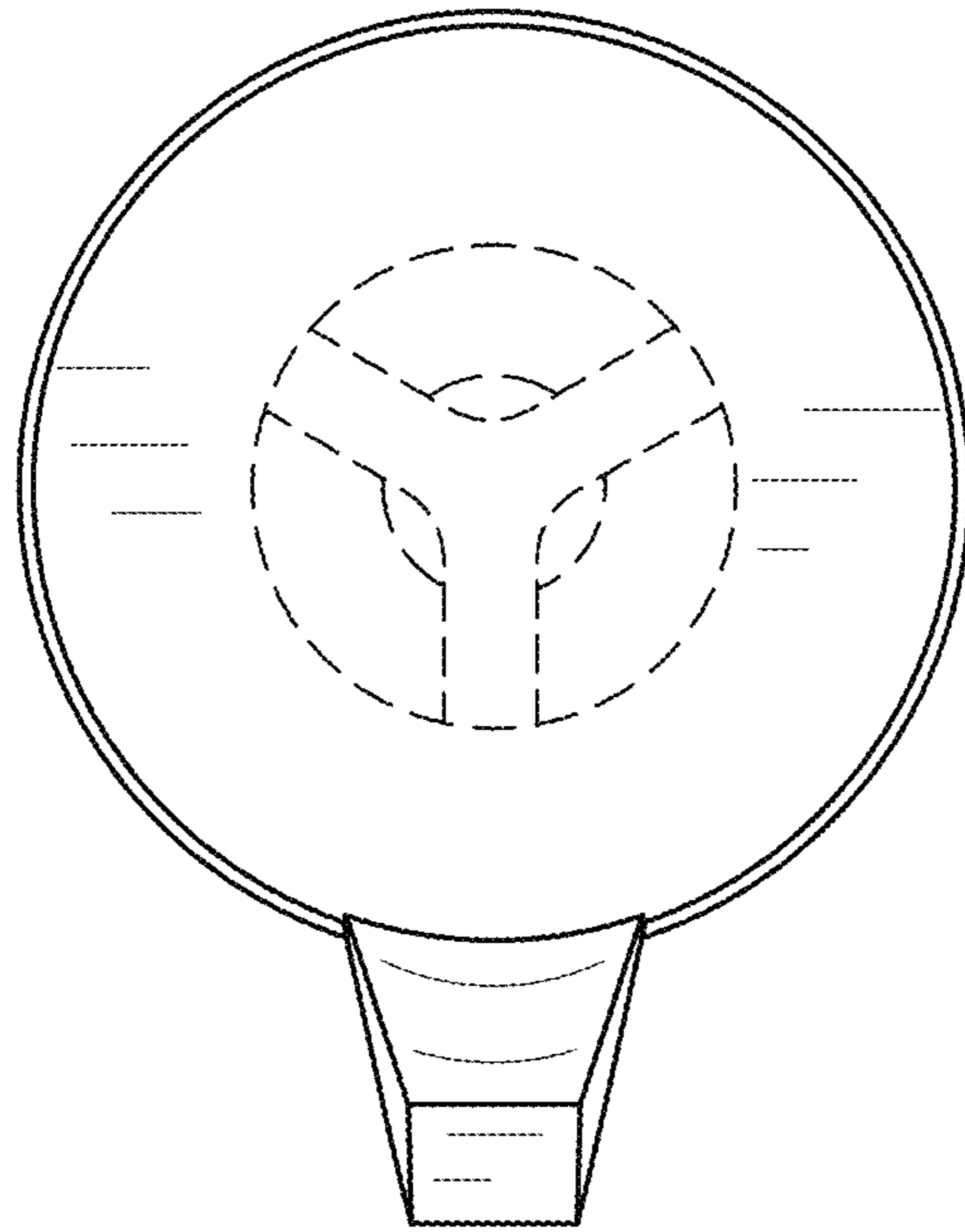


Fig. 5.

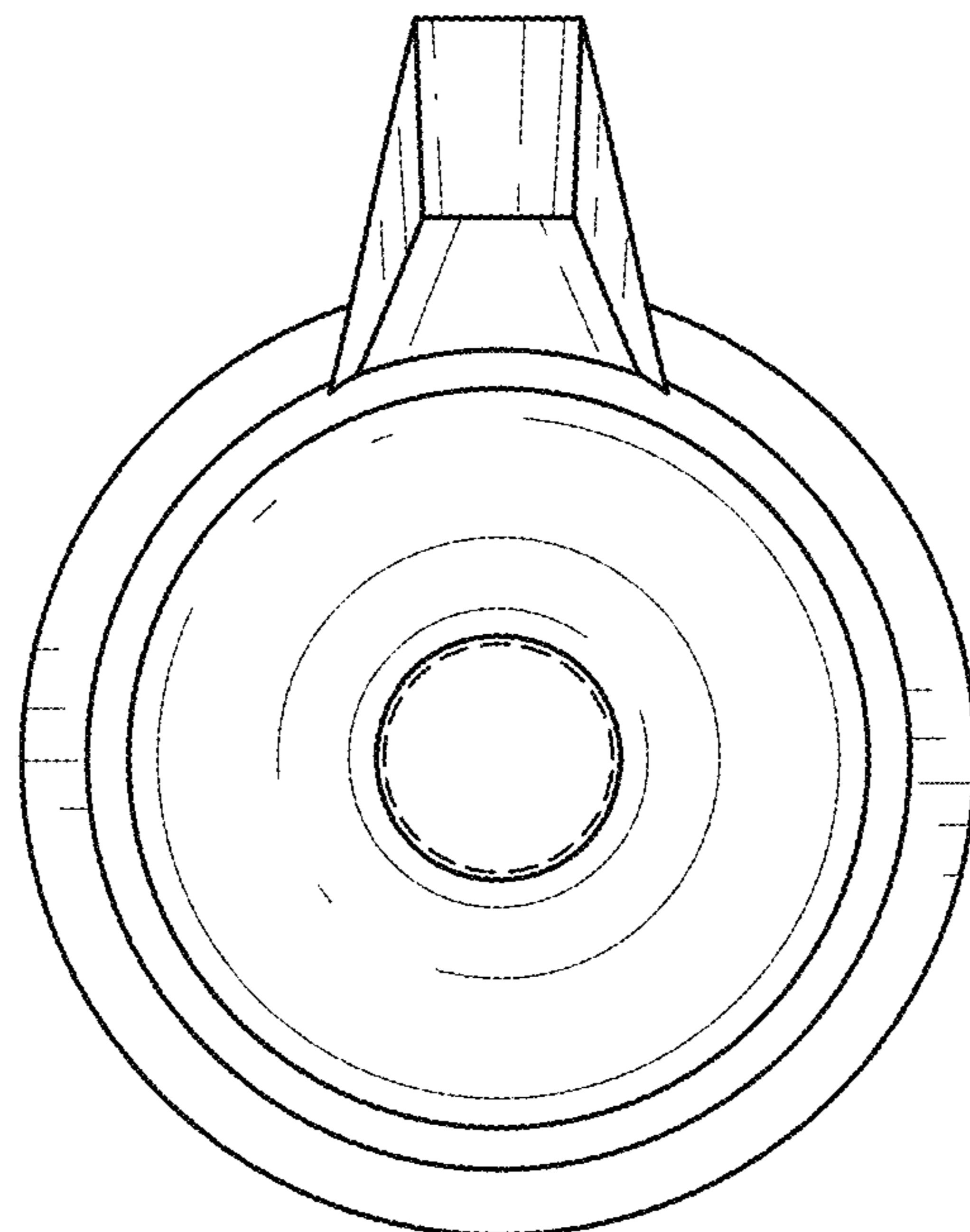


Fig. 6.