



US00D701554S

(12) **United States Design Patent**
Huguley

(10) **Patent No.:** **US D701,554 S**
(45) **Date of Patent:** **** Mar. 25, 2014**

- (54) **CAMERA HANDLE**
- (75) Inventor: **Charles Huguley**, Bothell, WA (US)
- (73) Assignee: **G & J Martin Properties, LLC**,
Woodinville, WA (US)
- (**) Term: **14 Years**
- (21) Appl. No.: **29/391,609**
- (22) Filed: **May 11, 2011**

4,291,967	A	9/1981	Jackson, Jr.	
4,304,483	A	12/1981	Whitten	
4,329,041	A	5/1982	Madge	
D270,631	S *	9/1983	Moskin et al.	D14/412
4,405,223	A	9/1983	Shull	
D320,995	S *	10/1991	Fukuda et al.	D16/243
D323,182	S *	1/1992	Fukuda et al.	D16/243
D349,916	S *	8/1994	Chen	D16/245
D502,200	S *	2/2005	Abe	D16/206
D519,541	S *	4/2006	McElderry	D16/243
7,494,291	B2 *	2/2009	Saxton	396/420
D618,797	S *	6/2010	Price et al.	D24/145
D630,239	S	1/2011	Huguley	

Related U.S. Application Data

- (63) Continuation-in-part of application No. 29/379,706, filed on Nov. 23, 2010, now Pat. No. Des. 678,386, which is a continuation-in-part of application No. 29/351,950, filed on Dec. 14, 2009, now Pat. No. Des. 630,239.
- (51) **LOC (10) Cl.** **16-05**
- (52) **U.S. Cl.**
USPC **D16/243**
- (58) **Field of Classification Search**
USPC D16/130-132, 237-245; D14/140.6,
D14/251; D8/349; 248/176.1, 177.1, 187.1;
396/419, 428; 206/316.2; 224/908;
D3/219, 266-267

See application file for complete search history.

(56) **References Cited**

U.S. PATENT DOCUMENTS

D113,403	S *	2/1939	Stroeever	D16/243
D135,037	S *	2/1943	Munson	D16/243
D137,483	S	3/1944	Swanson	
2,483,711	A	10/1946	Roos	
2,466,713	A	4/1949	Kraus	
D196,010	S *	8/1963	Kubnick	D16/243
3,105,430	A	10/1963	Fernelius	
D210,704	S	4/1968	Ross	
3,810,647	A *	5/1974	Martchenke	280/816
4,097,883	A	6/1978	Colvig	

OTHER PUBLICATIONS

Lecia Handgrip, see <http://luminous-landscape.com/reviews/accessories/m8-grip.shtml>.

* cited by examiner

Primary Examiner — Susan Bennett Hattan

Assistant Examiner — Vy Koenig

(74) *Attorney, Agent, or Firm* — Lane Powell, PC; Priya Sinha Cloutier

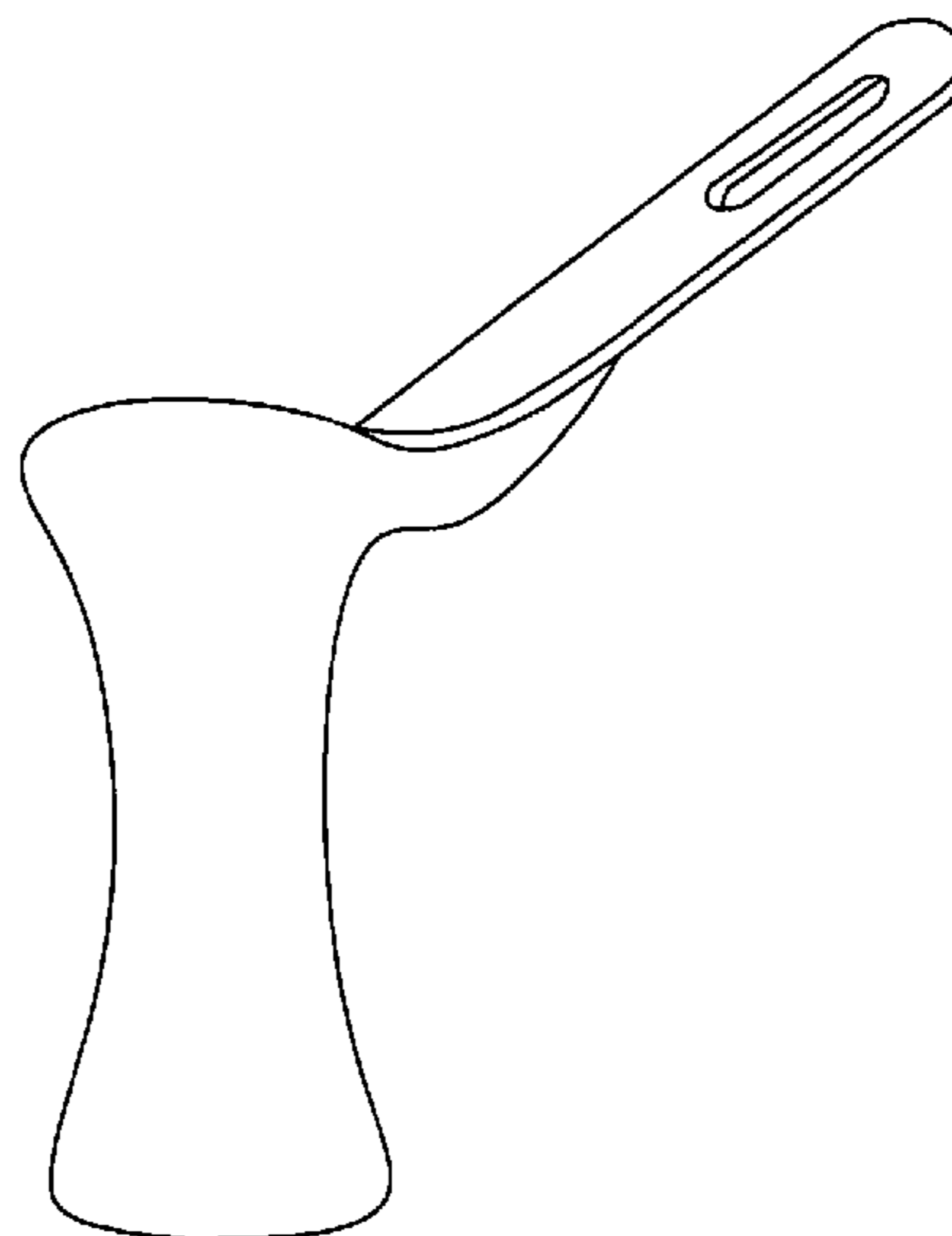
(57) **CLAIM**

I claim as my invention the ornamental design for a camera handle, as shown and described herein.

DESCRIPTION

FIG. 1 is a front perspective view of the camera handle;
 FIG. 2 is a top view of the camera handle;
 FIG. 3 is a left side perspective view of the camera handle;
 FIG. 4 is a right side perspective view of the camera handle;
 FIG. 5 is a back side perspective view of the camera handle;
 and,
 FIG. 6 is a front side perspective view of the camera handle.
 The broken lines shown in the drawings are for the purpose of illustrating portions of the article that form no part of the claimed design.

1 Claim, 6 Drawing Sheets



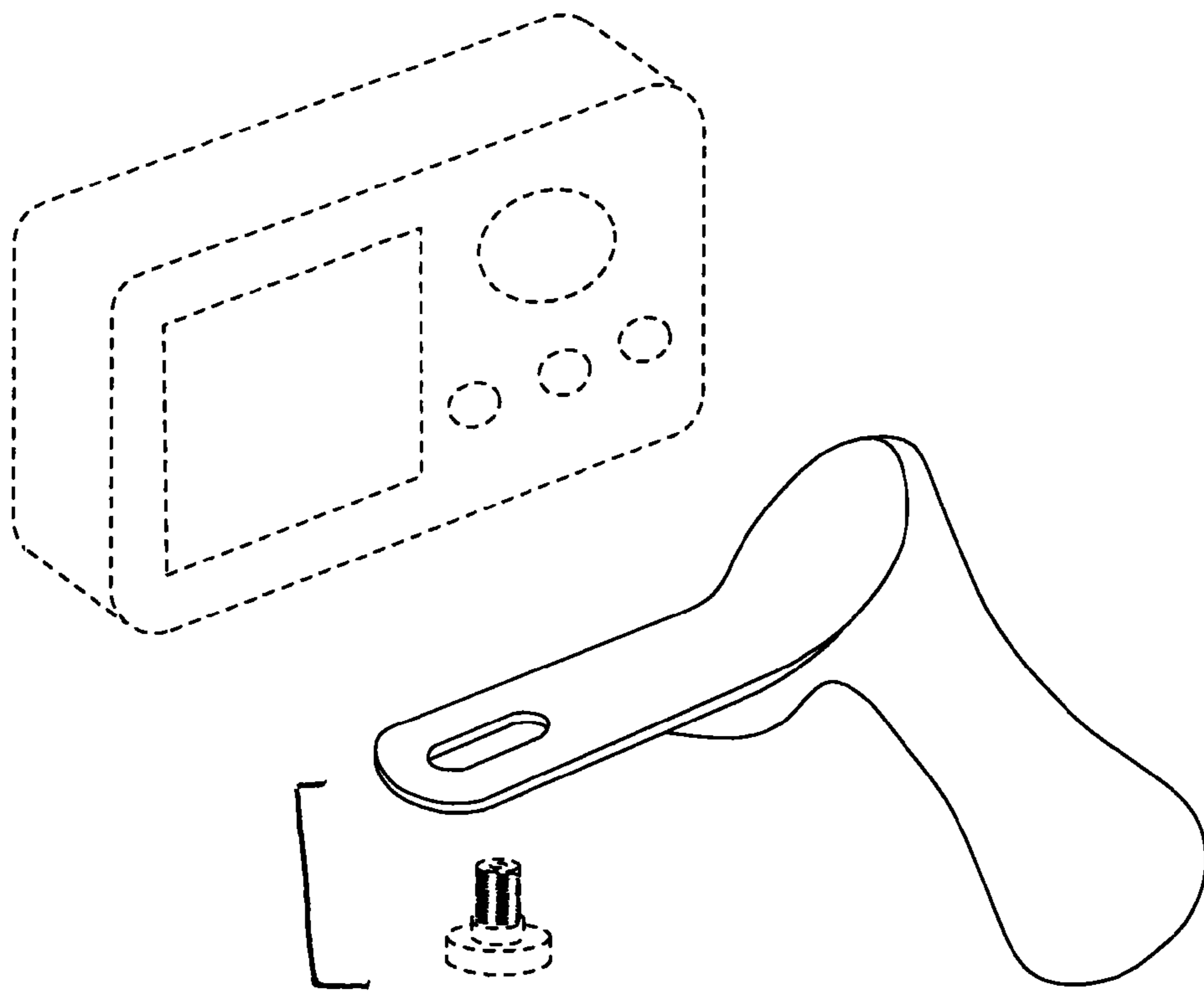


FIG. 1

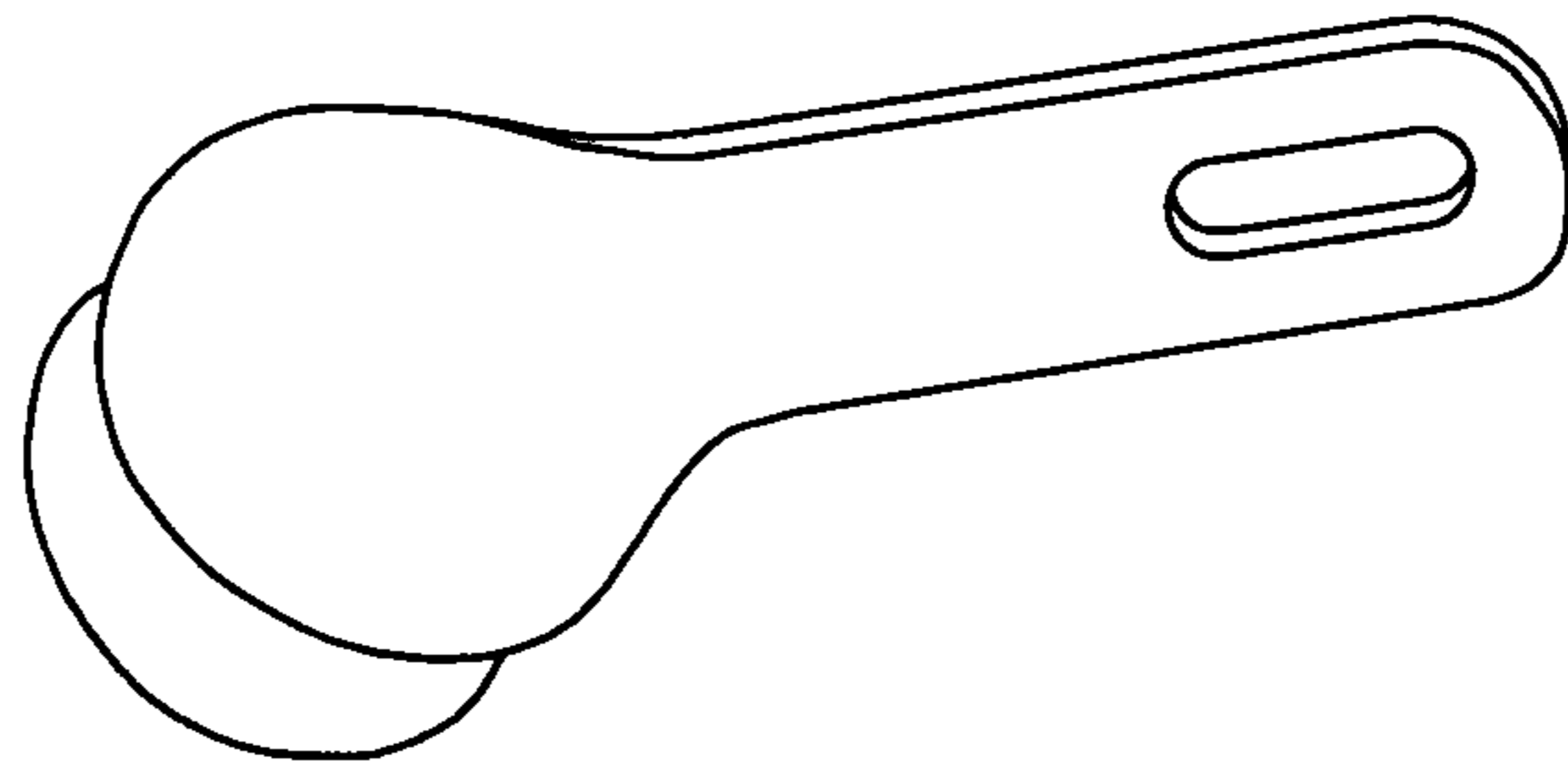


FIG. 2

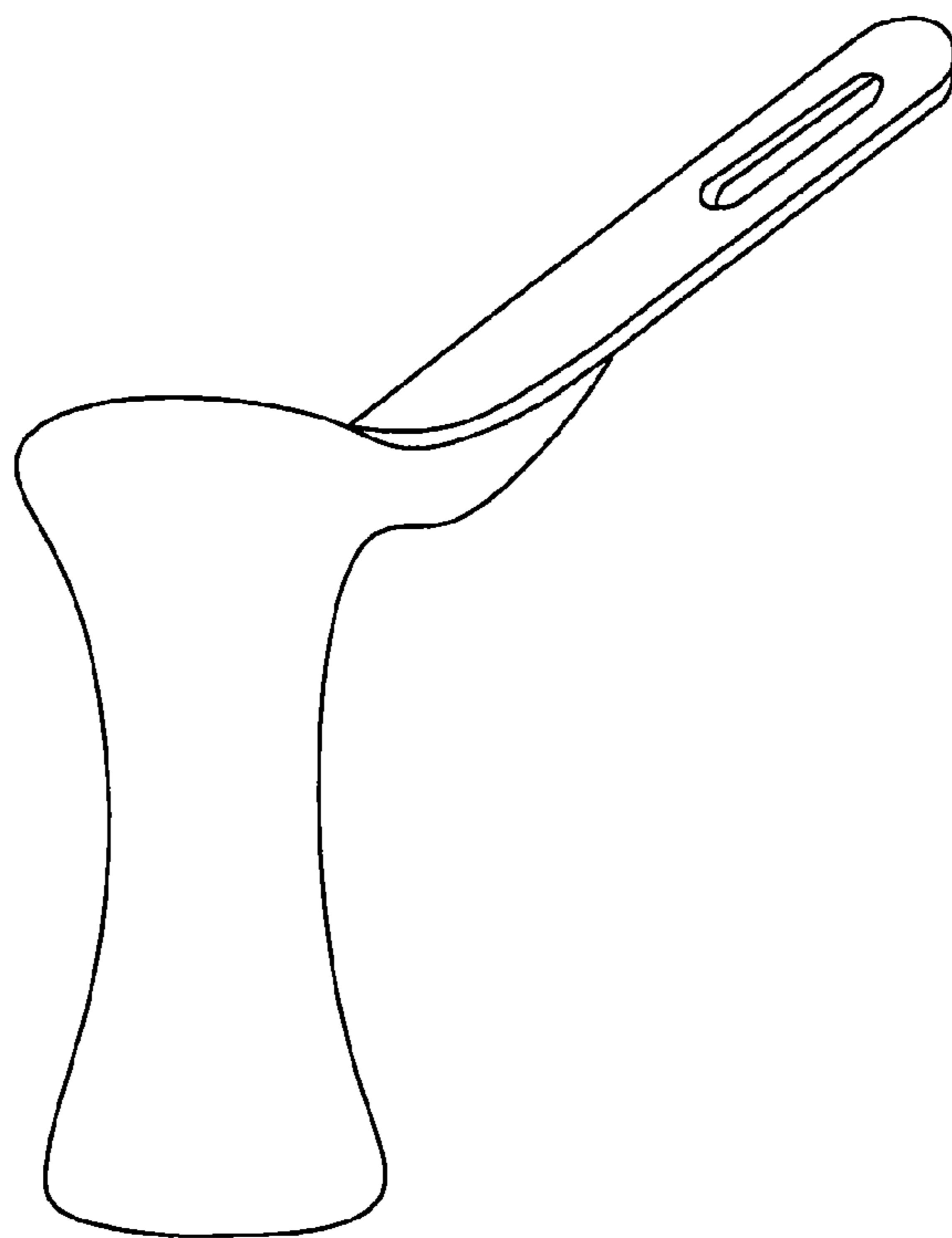


FIG. 3

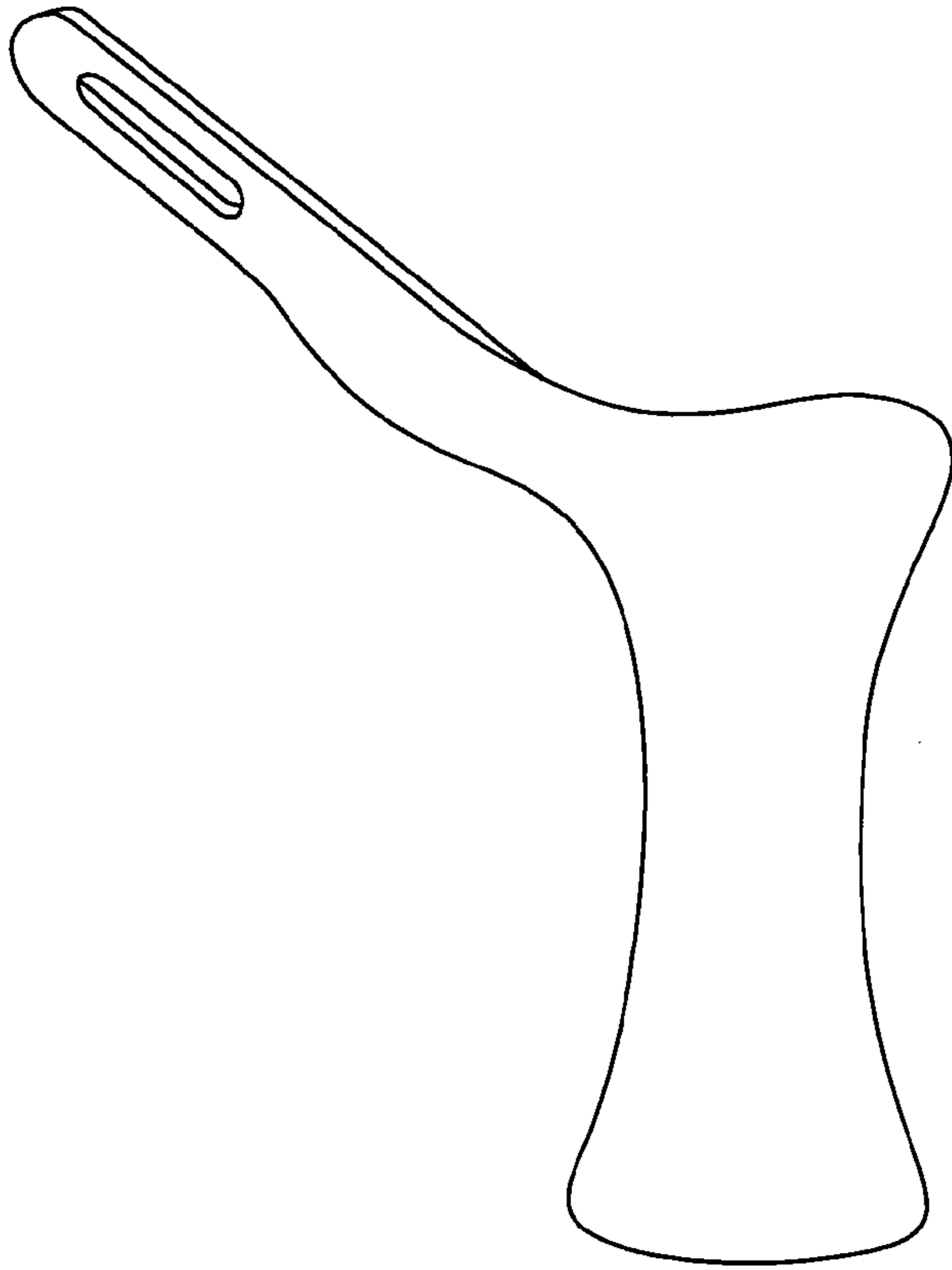


FIG. 4

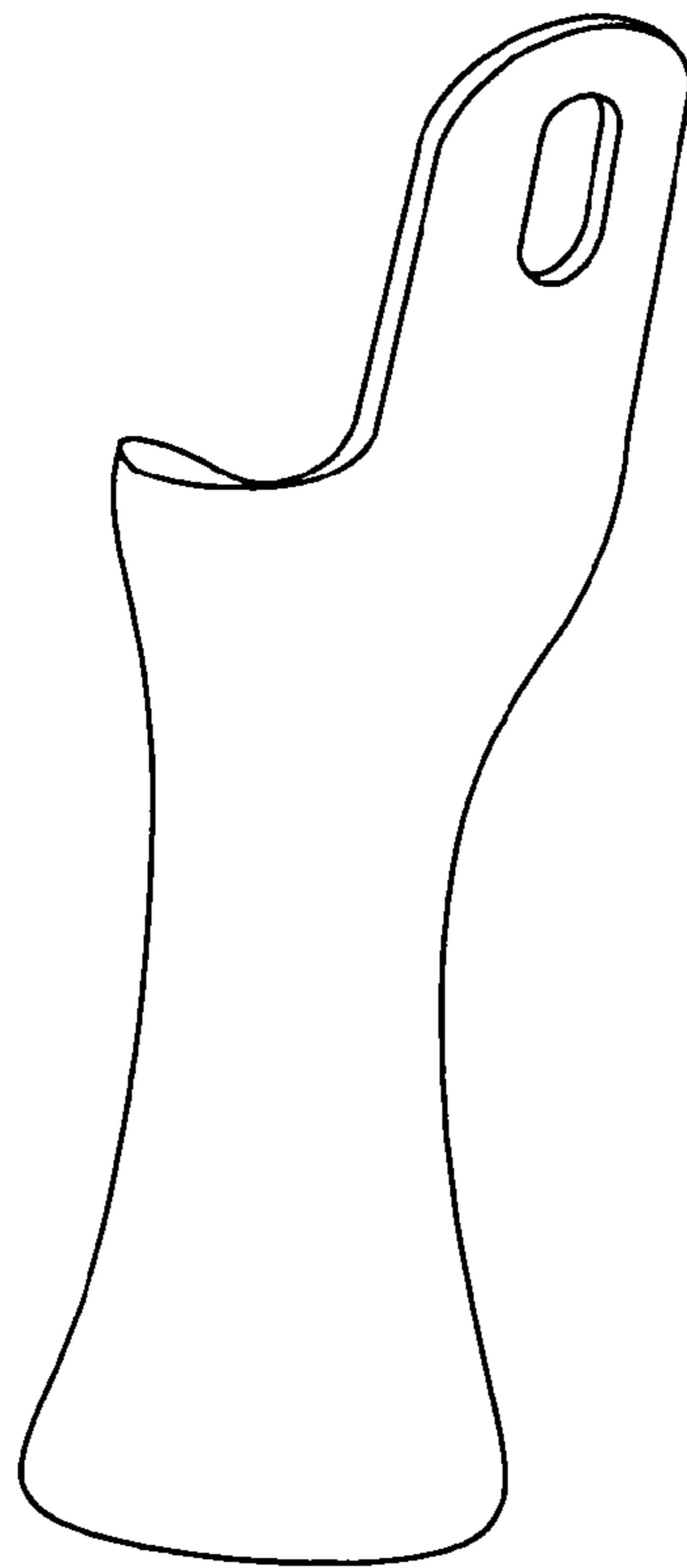


FIG. 5

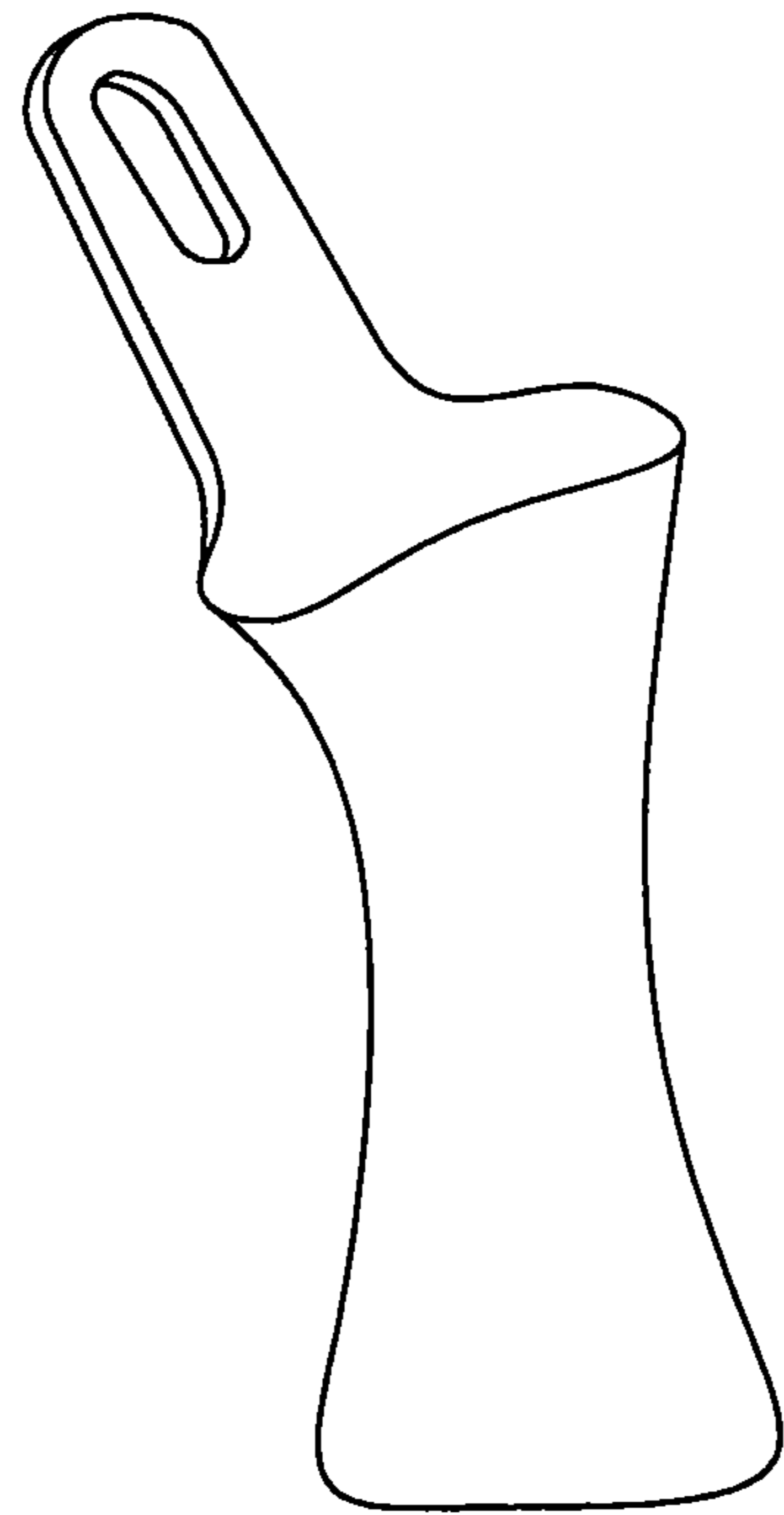


FIG. 6