



US00D701536S

(12) **United States Design Patent**
Shakal et al.

(10) **Patent No.:** **US D701,536 S**
(45) **Date of Patent:** **** Mar. 25, 2014**

(54) **AIR PUMP**

(71) Applicant: **Select Comfort Corporation,**
Minneapolis, MN (US)
(72) Inventors: **Anthony John Shakal,** Rogers, MN
(US); **Scott James Birgin,** Champlin,
MN (US); **Yves Behar,** San Francisco,
CA (US); **Joshua Tree Morenstein,** San
Francisco, CA (US); **Jenny Olson,**
Brooklyn, NY (US)
(73) Assignee: **Select Comfort Corporation,**
Minneapolis, MN (US)

(**) Term: **14 Years**

(21) Appl. No.: **29/461,744**

(22) Filed: **Jul. 26, 2013**

(51) **LOC (10) Cl.** **15-02**

(52) **U.S. Cl.**
USPC **D15/7**

(58) **Field of Classification Search**
USPC D15/7-9; 417/410.1, 359, 415-416,
417/234, 321, 265, 405; D23/231-232
See application file for complete search history.

(56) **References Cited**

U.S. PATENT DOCUMENTS

D294,359	S	*	2/1988	Tsai	D15/8
D374,075	S	*	9/1996	Lee	D24/111
D436,362	S	*	1/2001	Yu-Chin	D15/8
D454,886	S	*	3/2002	Ohya	D15/7
D677,281	S	*	3/2013	Muller et al.	D15/7

* cited by examiner

Primary Examiner — Ralf Seifert
(74) *Attorney, Agent, or Firm* — Schwegman Lundberg & Woessner, P.A.

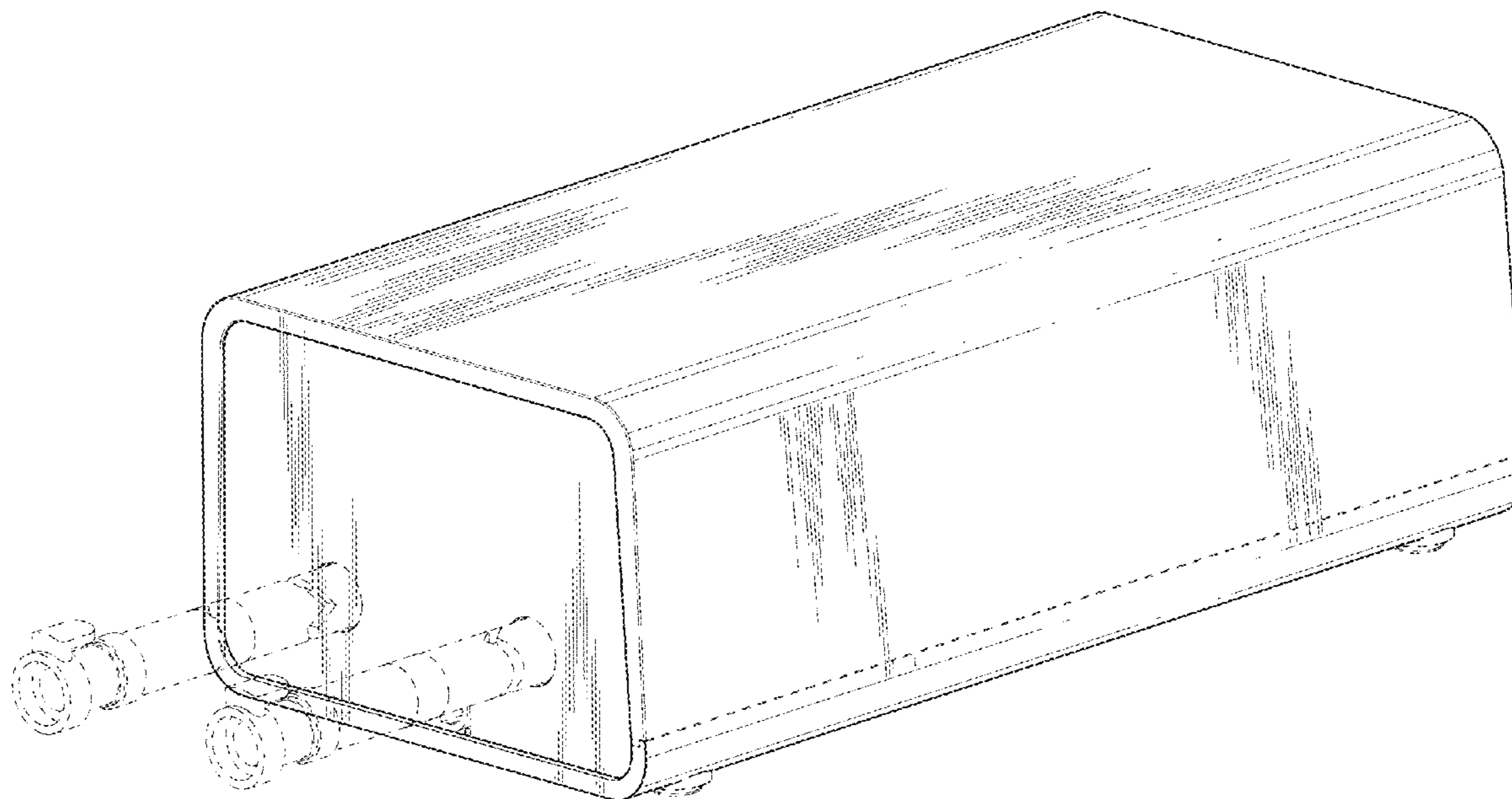
(57) **CLAIM**

The ornamental design for an air pump, as shown and described.

DESCRIPTION

FIG. 1 is a front perspective view of an air pump;
FIG. 2 is a right side view of the air pump;
FIG. 3 is a left side view of the air pump;
FIG. 4 is a front view of the air pump;
FIG. 5 is a rear view of the air pump;
FIG. 6 is a top view of the air pump; and,
FIG. 7 is a bottom view of the air pump.
The broken-line disclosure in the views is understood to represent a portion of the article in which the claimed design is embodied, but which forms no part of the claimed design.

1 Claim, 6 Drawing Sheets



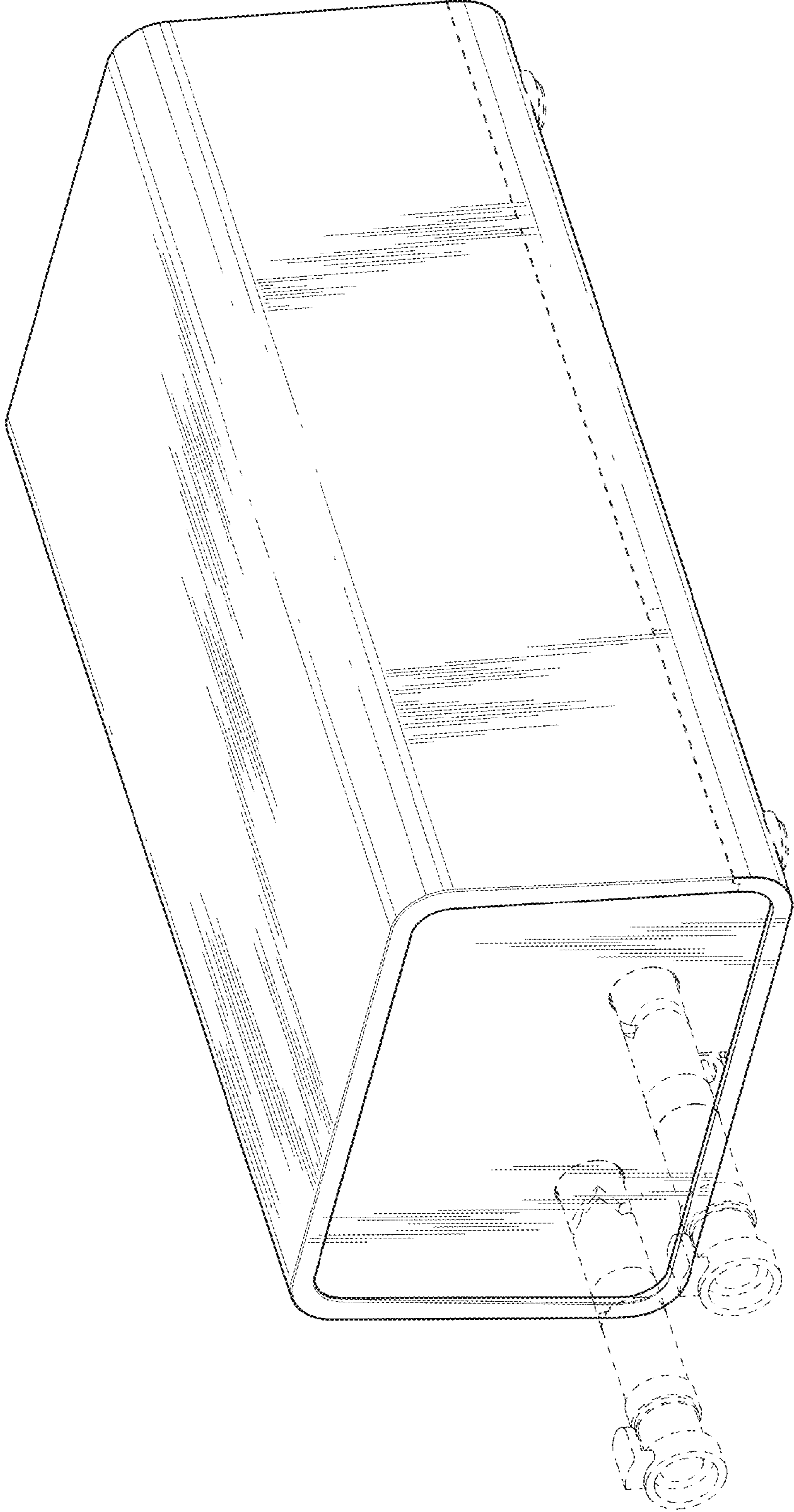


Fig. 1




Fig. 2




Fig. 3

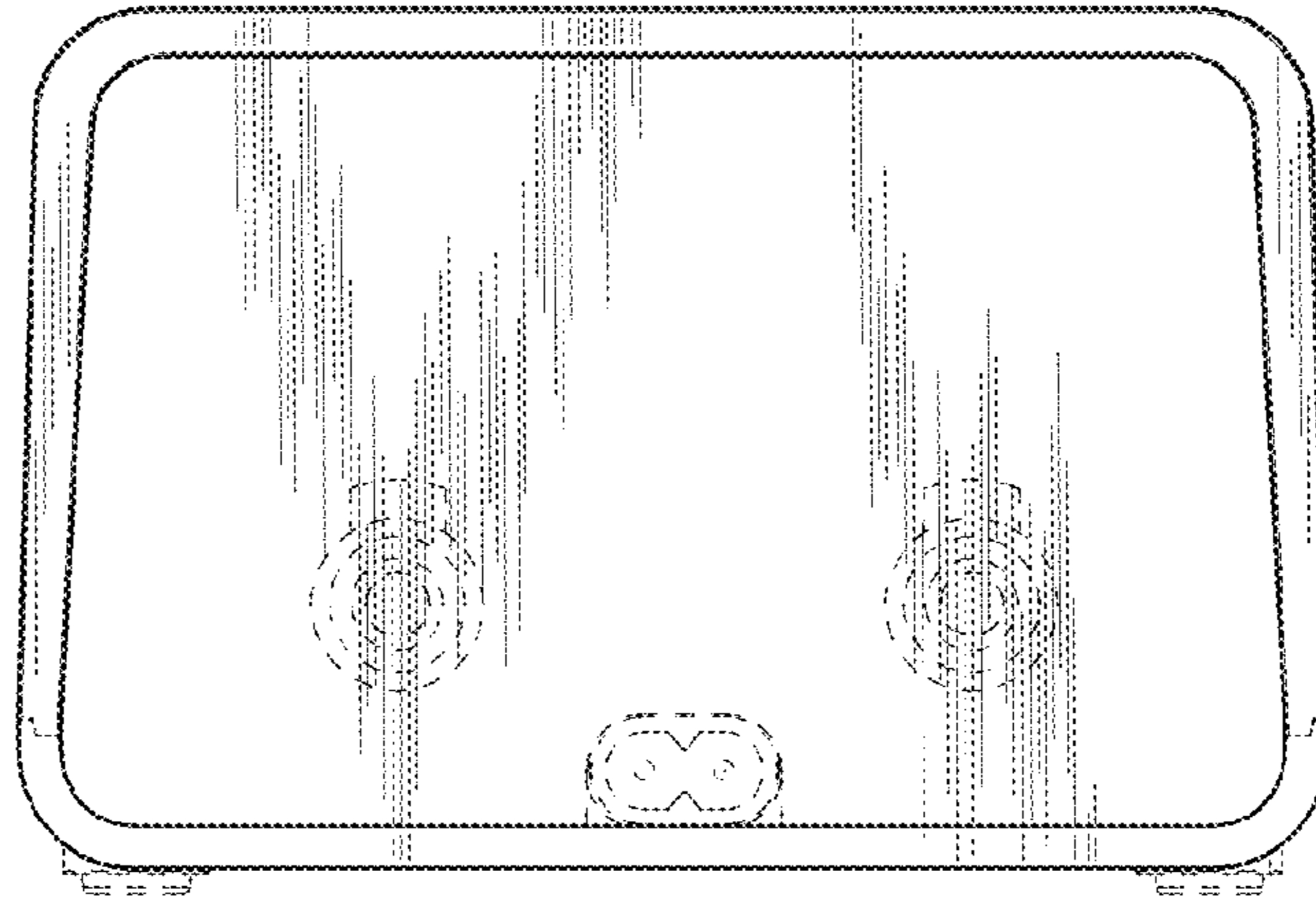


Fig. 4

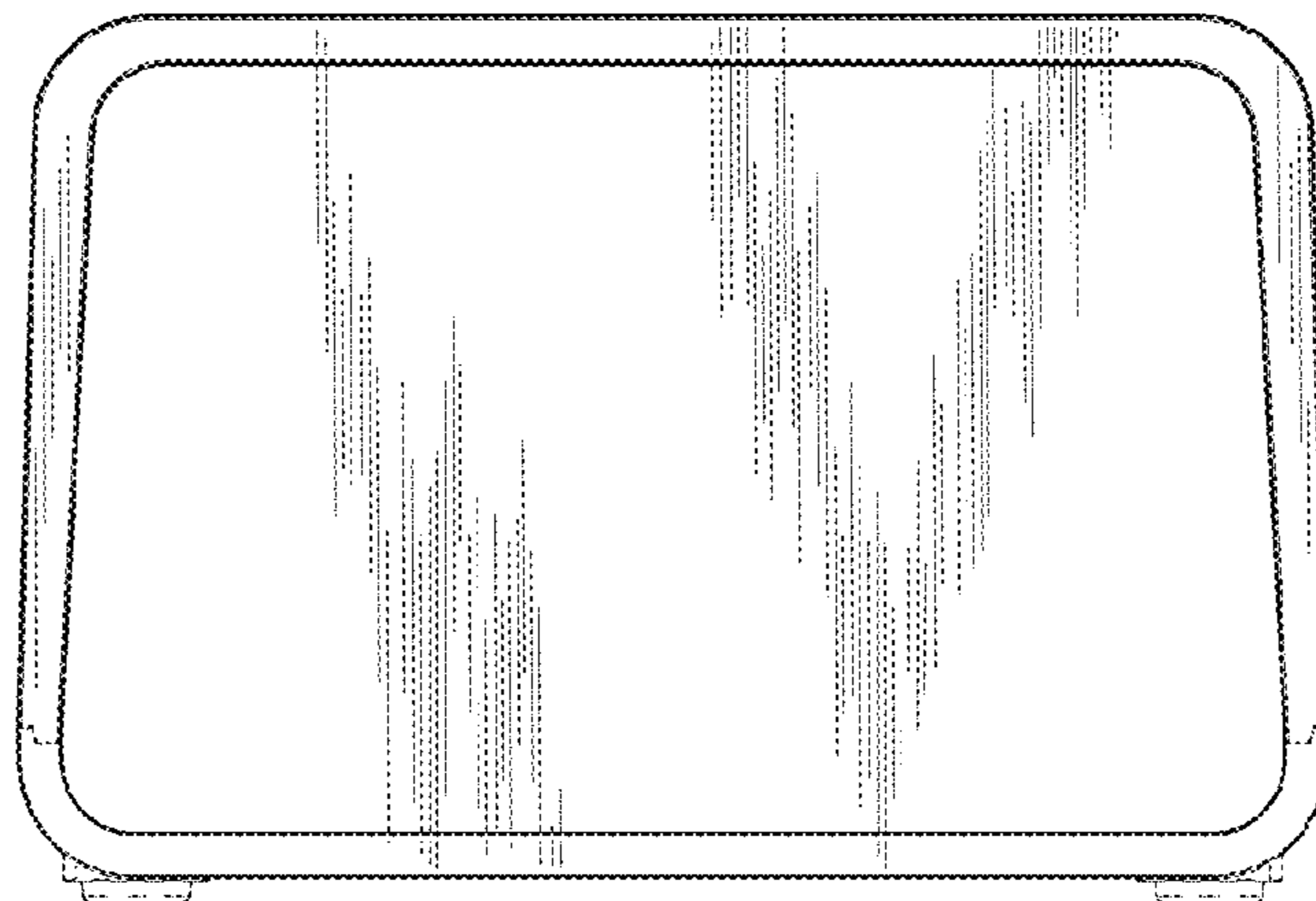


Fig. 5



Fig. 6

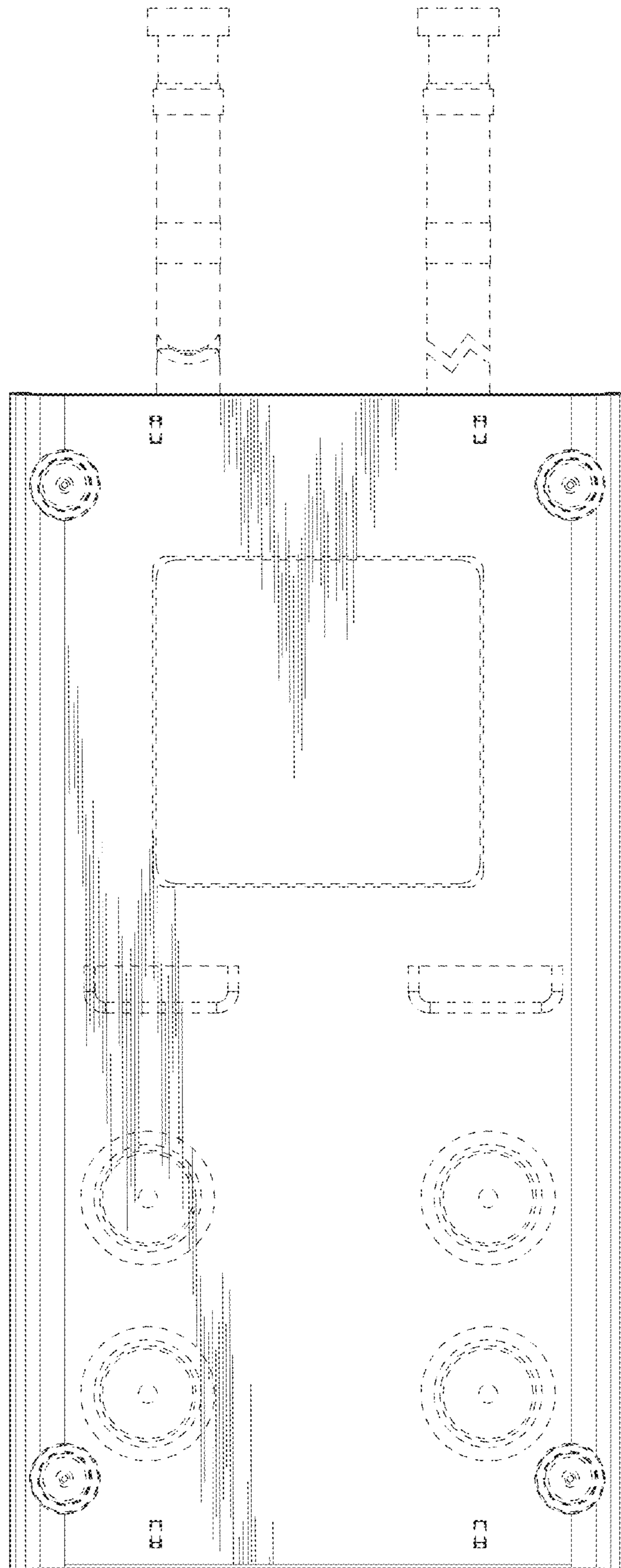


Fig. 7