

US00D701533S

(12) **United States Design Patent**
Jin et al.

(10) **Patent No.:** **US D701,533 S**
(45) **Date of Patent:** **** Mar. 25, 2014**

(54) **DISPLAY SCREEN PORTION WITH ICON**

(75) Inventors: **Hyung-Joo Jin**, Seoul (KR);
Sang-Hyun Park, Seoul (KR)

(73) Assignee: **Samsung Electronics Co., Ltd.**,
Suwon-si (KR)

(**) Term: **14 Years**

(21) Appl. No.: **29/421,333**

(22) Filed: **Jul. 6, 2012**

(30) **Foreign Application Priority Data**

Jan. 6, 2012 (KR) 30-2012-0000921

(51) **LOC (10) Cl.** **14-04**

(52) **U.S. Cl.**
USPC **D14/492**

(58) **Field of Classification Search**
USPC D14/485-495; 715/700, 703, 706, 715,
715/716, 727, 728, 772, 776, 777, 779, 810,
715/825, 834, 835, 836, 837, 838, 839, 840,
715/845, 846, 847, 849, 856, 857, 858, 859,
715/860, 861, 862, 864, 963, 976, 977;
D8/334

See application file for complete search history.

(56) **References Cited**

U.S. PATENT DOCUMENTS

D522,529 S * 6/2006 Gibson D14/489
D596,192 S * 7/2009 Shotel D14/486

D631,889 S * 2/2011 Vance et al. D14/486
D638,851 S * 5/2011 Brinda D14/486
D644,239 S * 8/2011 Anzures et al. D14/486
D652,054 S * 1/2012 Anzures D14/492
D656,947 S * 4/2012 Vance et al. D14/486
D662,112 S * 6/2012 Steele et al. D14/492
D664,151 S * 7/2012 Lee et al. D14/486
8,321,814 B2 * 11/2012 Hawkins et al. 715/864
D678,308 S * 3/2013 Kanalakis et al. D14/486
2010/0077302 A1 * 3/2010 Bostrom et al. 715/700
2011/0252380 A1 * 10/2011 Chaudhri 715/836
2012/0120181 A1 * 5/2012 Kanalakis et al. 348/14.03
2013/0024814 A1 * 1/2013 Kim et al. 715/810

* cited by examiner

Primary Examiner — Angela J Lee

(74) *Attorney, Agent, or Firm* — NSIP Law

(57) **CLAIM**

The ornamental design for a display screen portion with icon,
as shown and described.

DESCRIPTION

FIG. 1 is a front view of a display screen portion with icon
showing our new design;

FIG. 2 is another front view thereof, but showing additional
broken lines; and,

FIG. 3 is an enlarged front view thereof, but shown without
the broken lines for additional clarity of illustration.

The broken line drawing of the device, and the symbols, and
otherwise images shown in broken lines in FIGS. 1 and 2 are
for illustrative purposes only and form no part of the claimed
design.

1 Claim, 3 Drawing Sheets

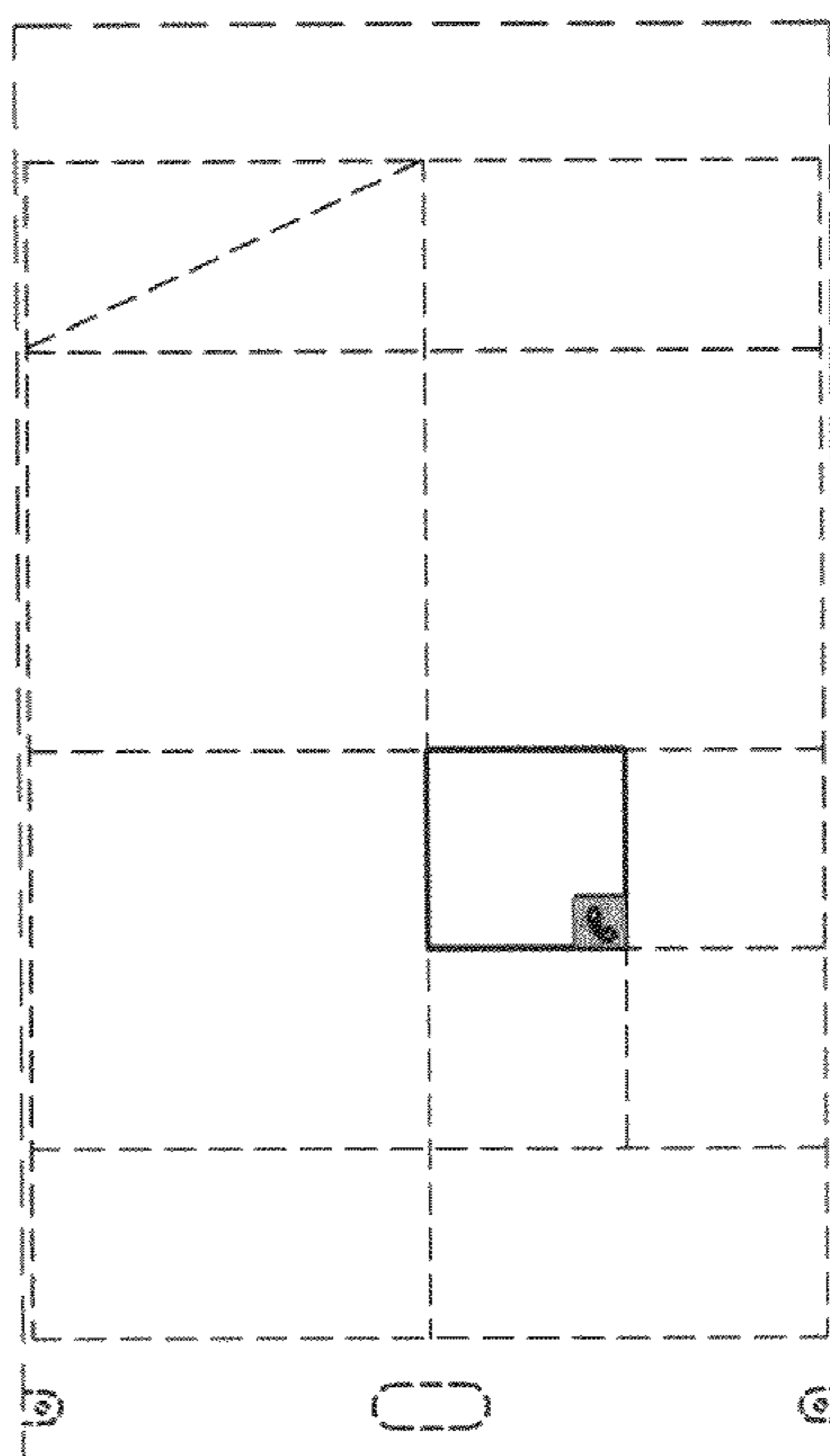


FIG. 1

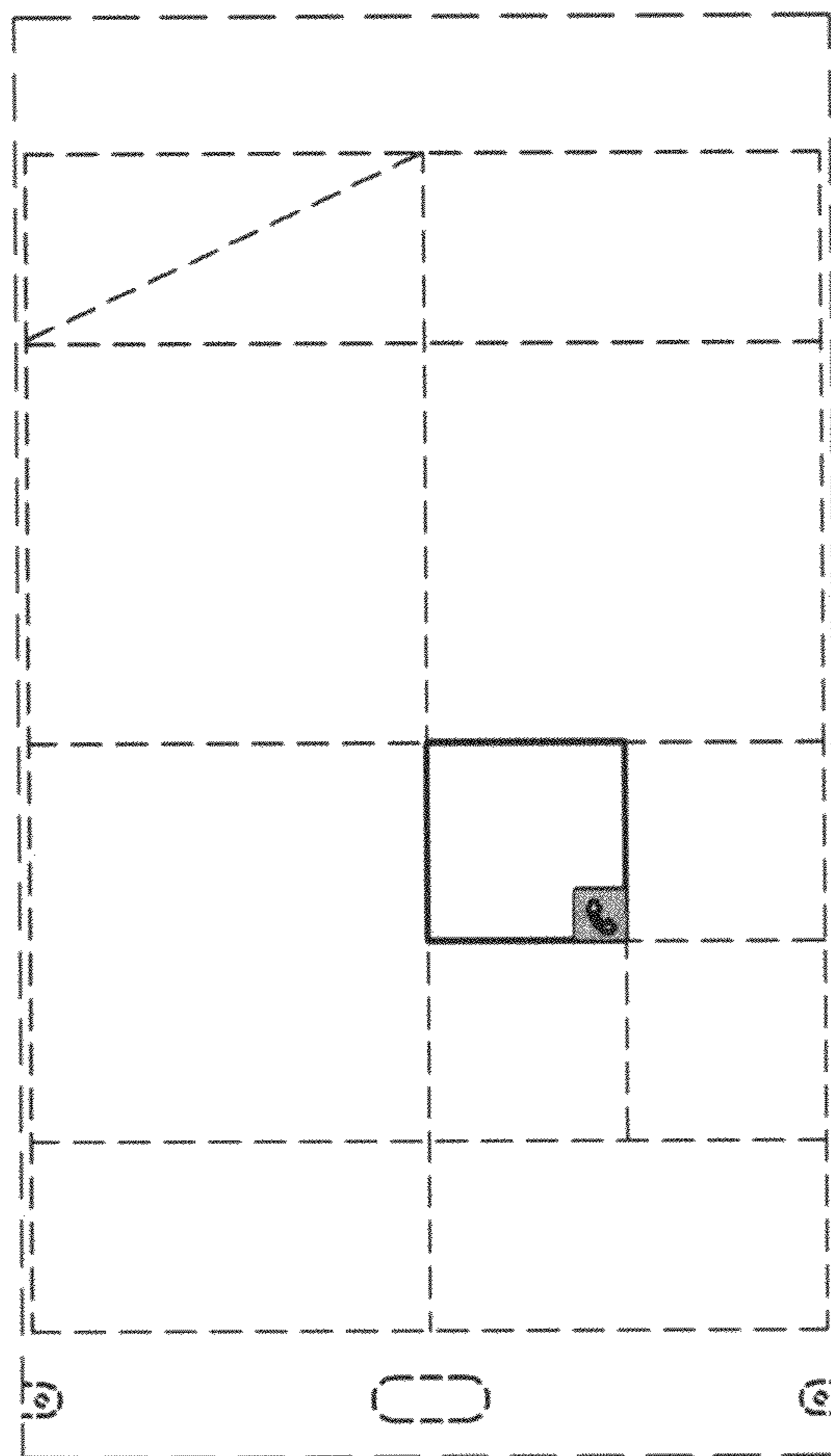


FIG. 2

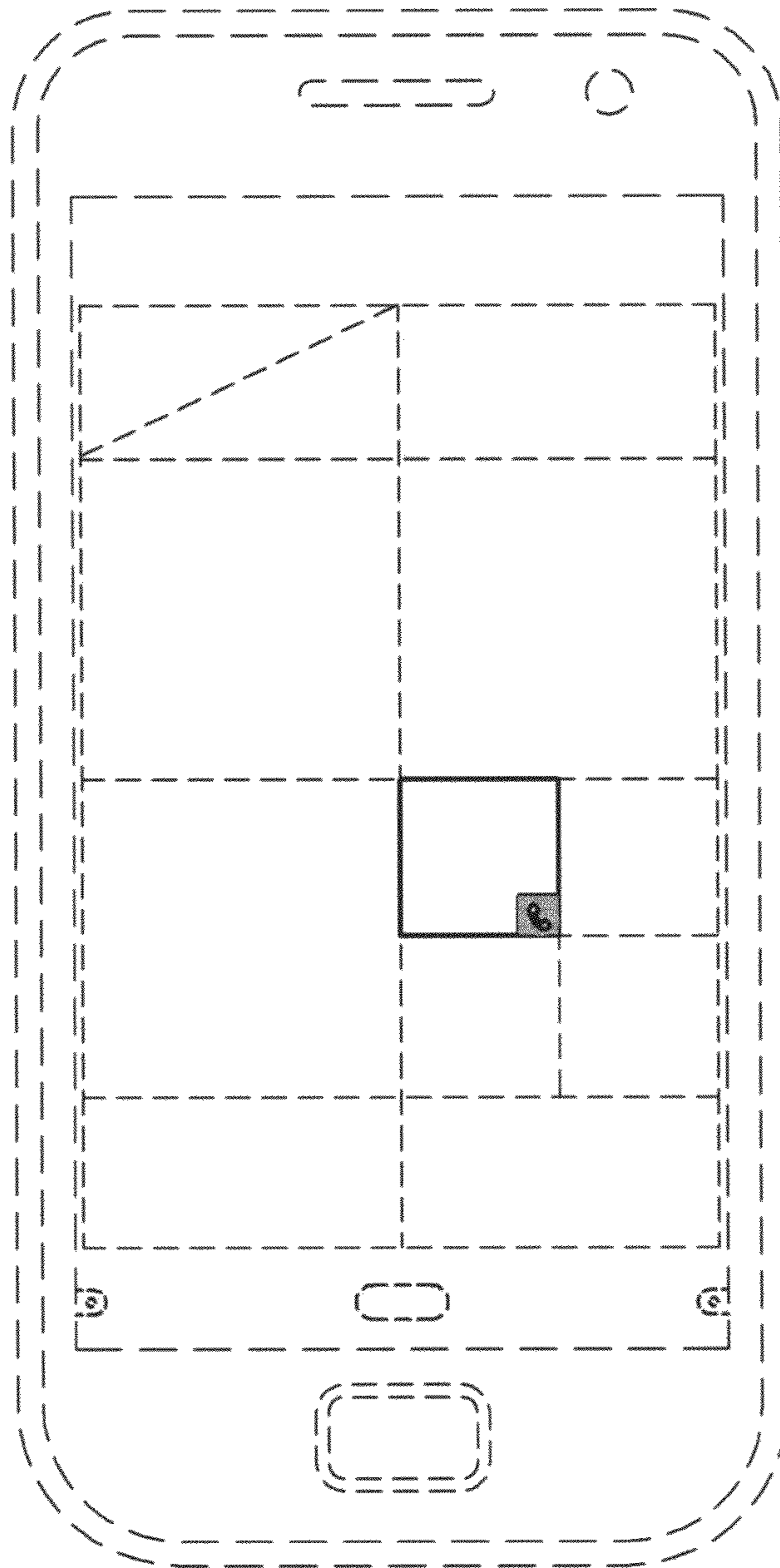


FIG.3

