



US00D701532S

(12) **United States Design Patent**  
**Carter et al.**

(10) **Patent No.:** **US D701,532 S**  
(45) **Date of Patent:** **\*\* Mar. 25, 2014**

(54) **DISPLAY SCREEN WITH GRAPHICAL USER INTERFACE**

(71) Applicant: **Microsoft Corporation**, Redmond, WA (US)

(72) Inventors: **Jill Suzanne Carter**, Fargo, ND (US);  
**Paul Roger Bramel**, Fargo, ND (US);  
**Steven Richard Mott**, West Fargo, ND (US)

(73) Assignee: **Microsoft Corporation**, Redmond, WA (US)

(\*\*) Term: **14 Years**

(21) Appl. No.: **29/435,746**

(22) Filed: **Oct. 26, 2012**

(51) **LOC (10) Cl.** ..... **14-04**

(52) **U.S. Cl.**  
USPC ..... **D14/488**

(58) **Field of Classification Search**  
USPC ..... D14/485-495; 715/700, 703, 716, 727,  
715/730, 771, 773, 778, 779, 780, 784, 785,  
715/786, 787, 810, 821, 825, 828, 830, 833,  
715/834, 835, 840, 847, 864, 973, 974  
See application file for complete search history.

(56) **References Cited**

U.S. PATENT DOCUMENTS

D574,844 S 8/2008 Gusmorino et al.  
D581,941 S 12/2008 Melander et al.

D594,019 S 6/2009 Ball et al.  
D643,045 S \* 8/2011 Woo ..... D14/487  
D648,735 S \* 11/2011 Arnold et al. .... D14/486  
D658,196 S \* 4/2012 Wood et al. .... D14/486  
D663,311 S 7/2012 David et al.  
D664,559 S \* 7/2012 Ismail et al. .... D14/487  
D668,665 S \* 10/2012 Chen et al. .... D14/485  
D677,691 S \* 3/2013 Frijlink ..... D14/487  
D679,725 S \* 4/2013 Tanghe et al. .... D14/488  
D682,298 S \* 5/2013 DiJulio et al. .... D14/487  
D682,875 S \* 5/2013 Frijlink et al. .... D14/488  
D682,879 S \* 5/2013 Eikenberry et al. .... D14/489  
D690,724 S \* 10/2013 Frijlink ..... D14/486  
2010/0269039 A1 \* 10/2010 Pahlavan et al. .... 715/702  
2010/0293507 A1 \* 11/2010 Song et al. .... 715/810

\* cited by examiner

*Primary Examiner* — Angela J Lee

(74) *Attorney, Agent, or Firm* — Banner & Witcoff, Ltd.

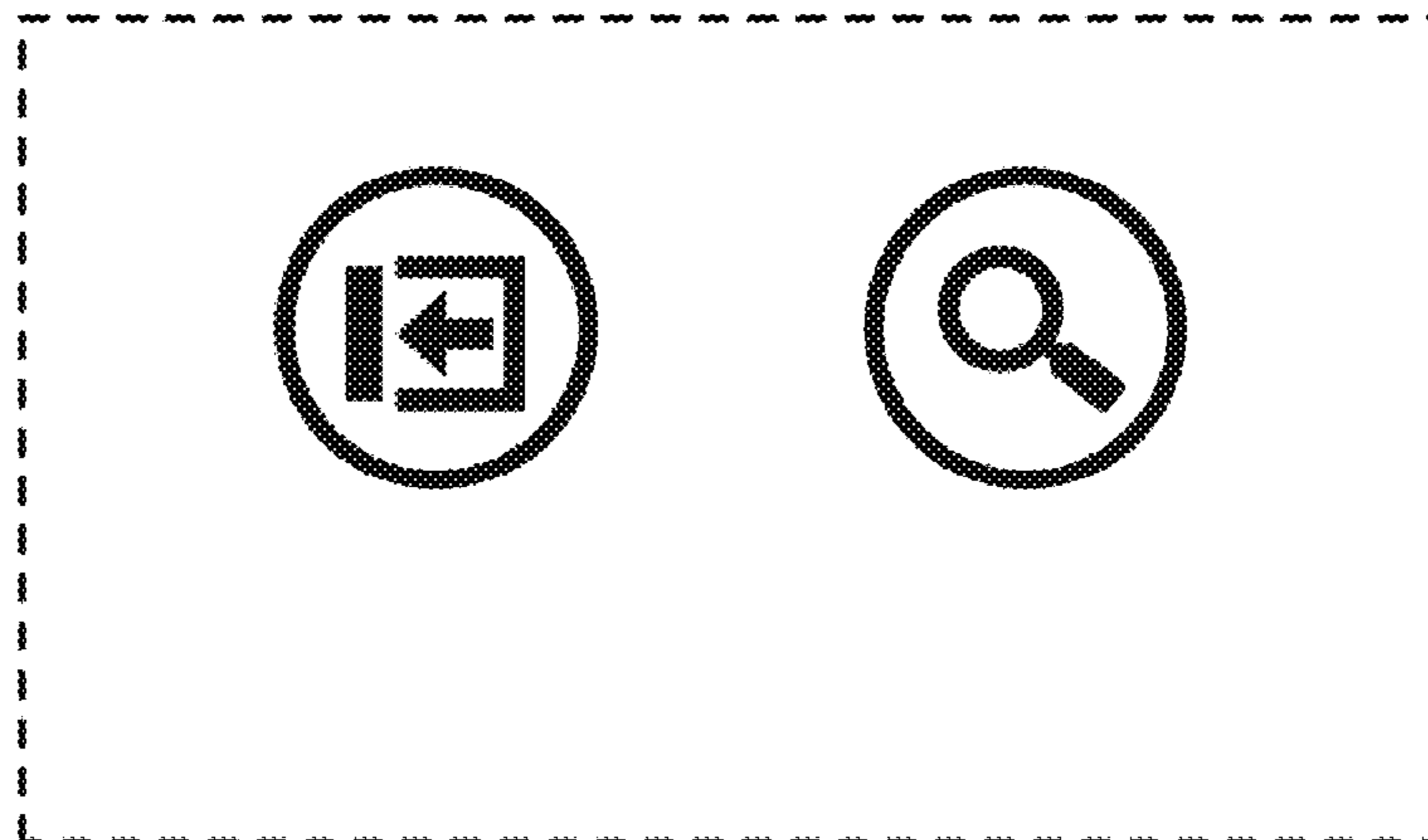
(57) **CLAIM**

The ornamental design for a display screen with graphical user interface, as shown and described.

**DESCRIPTION**

FIG. 1 is a front view of a display screen with graphical user interface showing the new design; and, FIG. 2 is an enlarged view of the claimed region of the display screen with graphical user interface shown in FIG. 1. The broken line showing of the remainder of the user interface and display screen is for environmental purposes only and forms no part of the claimed design.

**1 Claim, 2 Drawing Sheets**



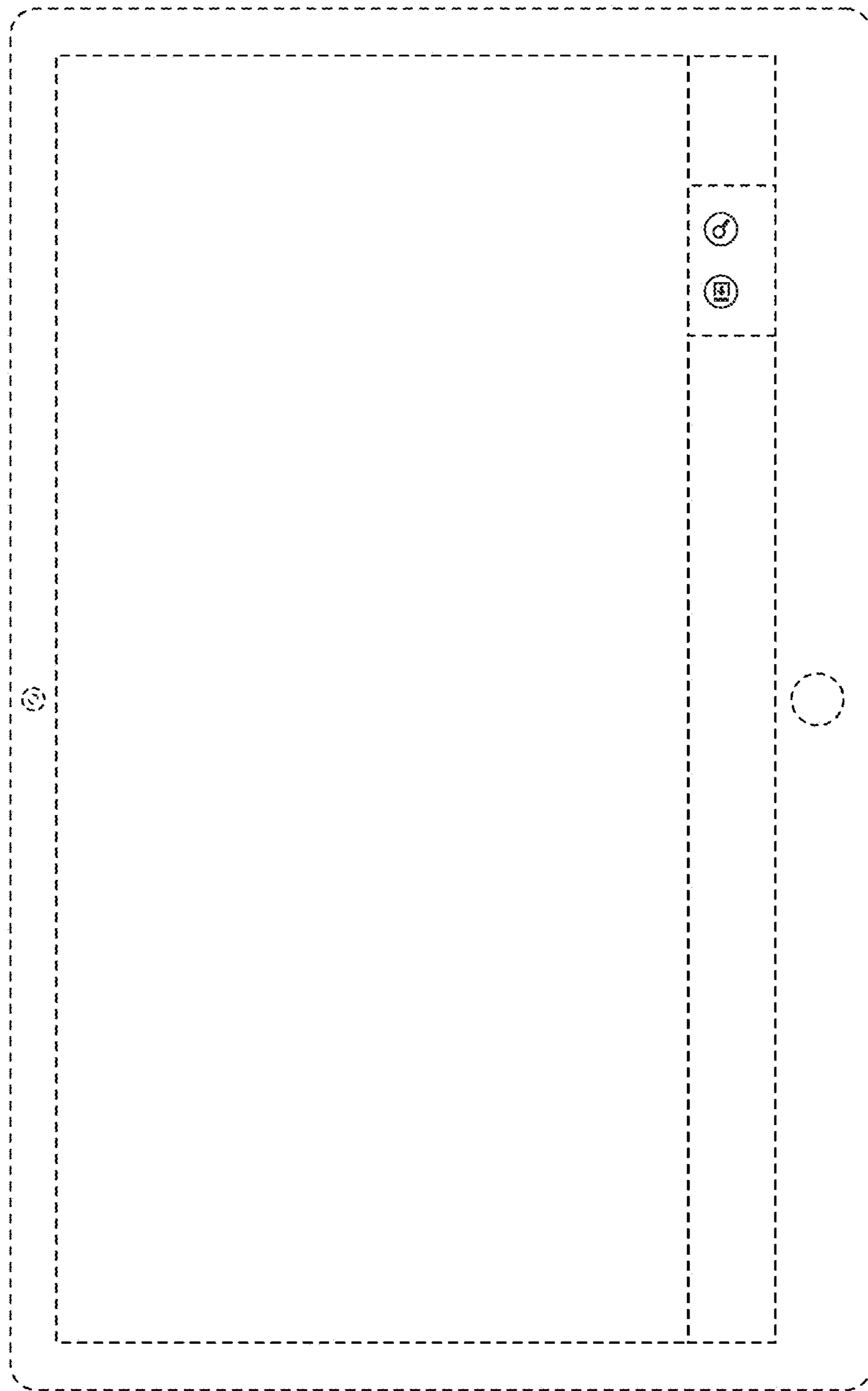


FIG. 1

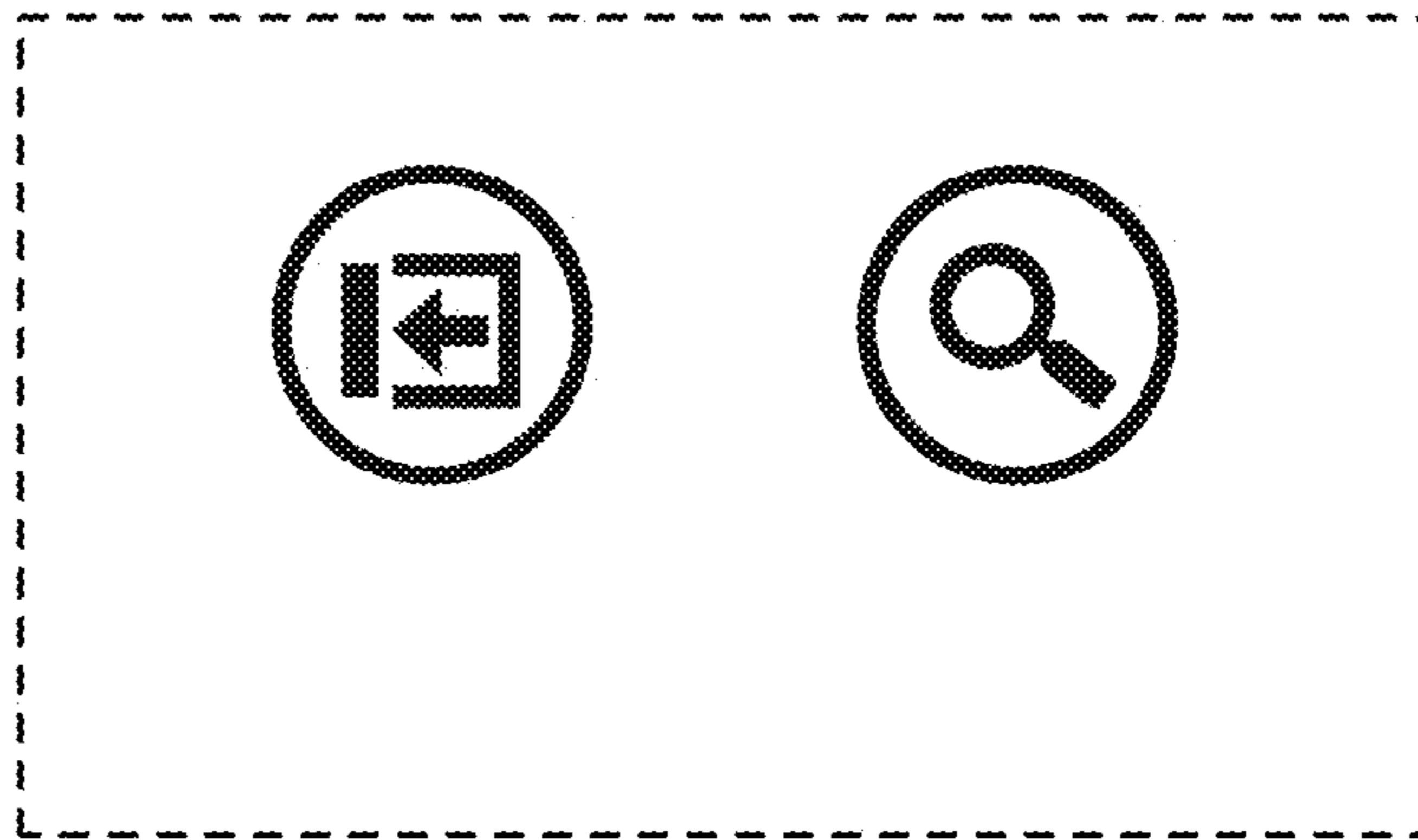


FIG. 2