



US00D701531S

(12) **United States Design Patent**
Santos et al.

(10) **Patent No.:** **US D701,531 S**
(45) **Date of Patent:** **** Mar. 25, 2014**

(54) **DISPLAY SCREEN WITH GRAPHICAL USER INTERFACE**

(71) Applicant: **Microsoft Corporation**, Redmond, WA (US)

(72) Inventors: **Michael Santos**, Seattle, WA (US);
Brian Glaeske, Fargo, ND (US)

(73) Assignee: **Microsoft Corporation**, Redmond, WA (US)

(**) Term: **14 Years**

(21) Appl. No.: **29/435,745**

(22) Filed: **Oct. 26, 2012**

(51) **LOC (10) Cl.** **14-04**

(52) **U.S. Cl.**
USPC **D14/488**

(58) **Field of Classification Search**
USPC D14/485-495; 715/700, 703, 716, 727,
715/730, 771, 773, 778, 779, 780, 784, 785,
715/786, 787, 810, 821, 825, 828, 830, 833,
715/834, 835, 840, 847, 864, 973, 974
See application file for complete search history.

(56) **References Cited**

U.S. PATENT DOCUMENTS

D396,488 S * 7/1998 Kunkler D19/11
D453,767 S * 2/2002 Istvan et al. D14/486
D611,496 S 3/2010 Akiyoshi et al.
D611,949 S * 3/2010 Fletcher et al. D14/488
D611,950 S 3/2010 Fletcher et al.
D655,299 S * 3/2012 Shallcross et al. D14/485

D658,196 S * 4/2012 Wood et al. D14/486
D659,711 S 5/2012 Guss et al.
D664,979 S * 8/2012 Barcheck et al. D14/487
D668,665 S * 10/2012 Chen et al. D14/485
D669,908 S * 10/2012 Shallcross et al. D14/486
D669,913 S * 10/2012 Maggiotto et al. D14/487
D677,269 S * 3/2013 Scott et al. D14/486
D682,868 S * 5/2013 Frijlink D14/487
D683,747 S * 6/2013 Carpenter et al. D14/487
2013/0111403 A1 * 5/2013 Nakamura 715/810

OTHER PUBLICATIONS

Pin icon, date unknown, but prior to the filing date of present application [online], [retrieved on Mar. 14, 2013], 1 page of full-color photographs. Retrieved from internet, <pinrest.com>.

* cited by examiner

Primary Examiner — Angela J Lee

(74) *Attorney, Agent, or Firm* — Banner & Witcoff, Ltd.

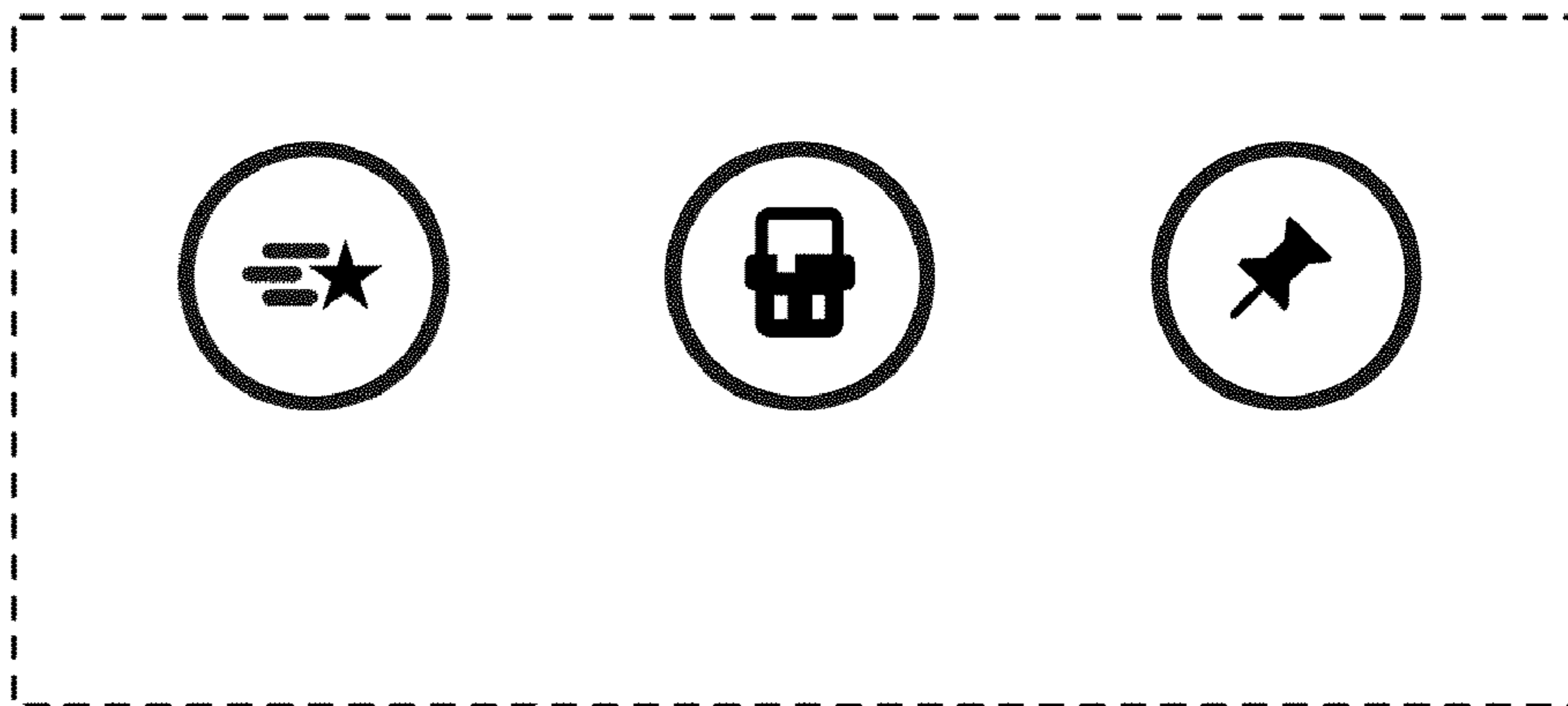
(57) **CLAIM**

The ornamental design for a display screen with graphical user interface, as shown and described.

DESCRIPTION

FIG. 1 is a front view of a display screen with graphical user interface showing the new design; and, FIG. 2 is an enlarged view of the claimed region of the display screen with graphical user interface shown in FIG. 1. The broken line showing of the remainder of the user interface and the display screen is for environmental purposes only and forms no part of the claimed design.

1 Claim, 2 Drawing Sheets



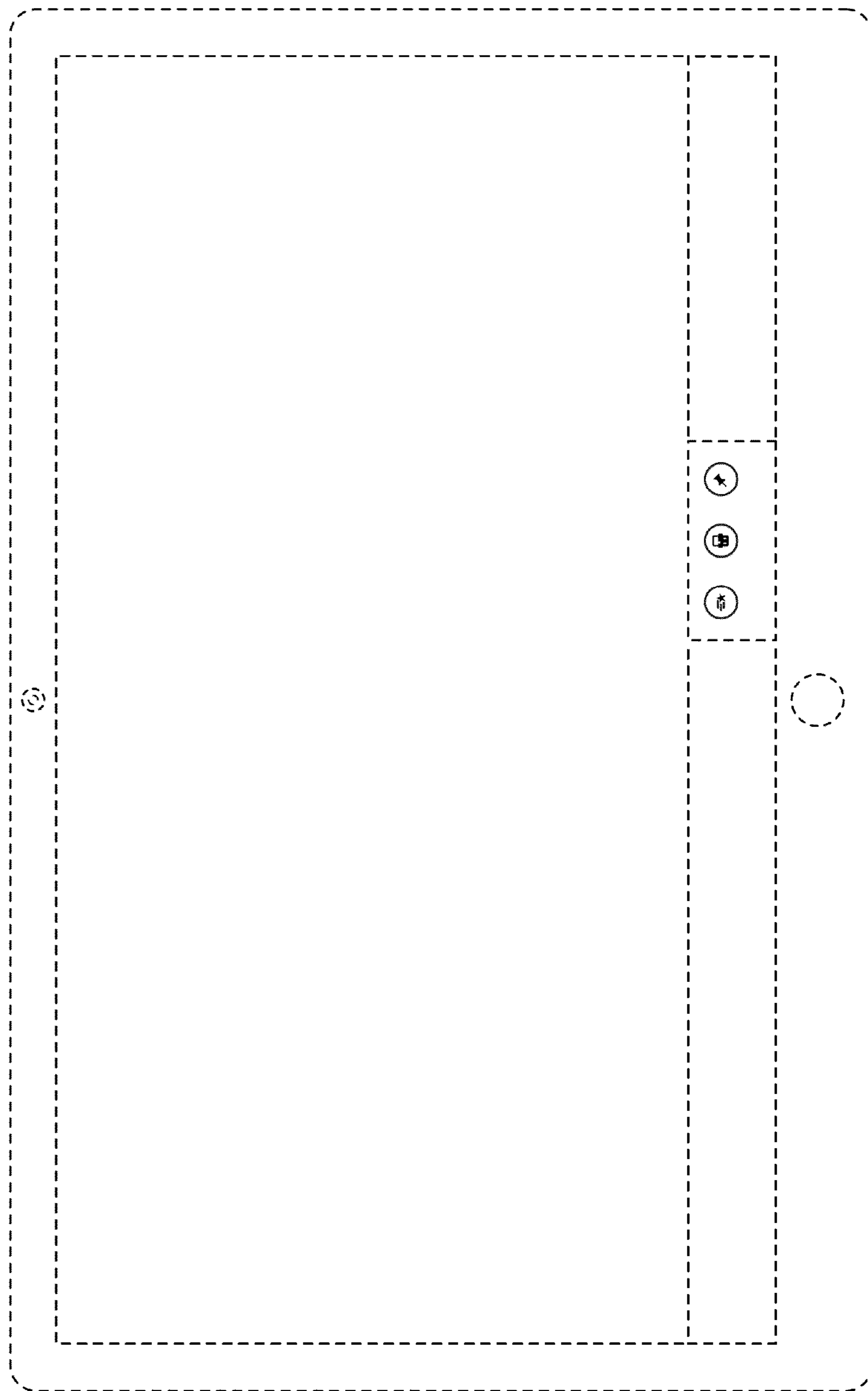


FIG. 1

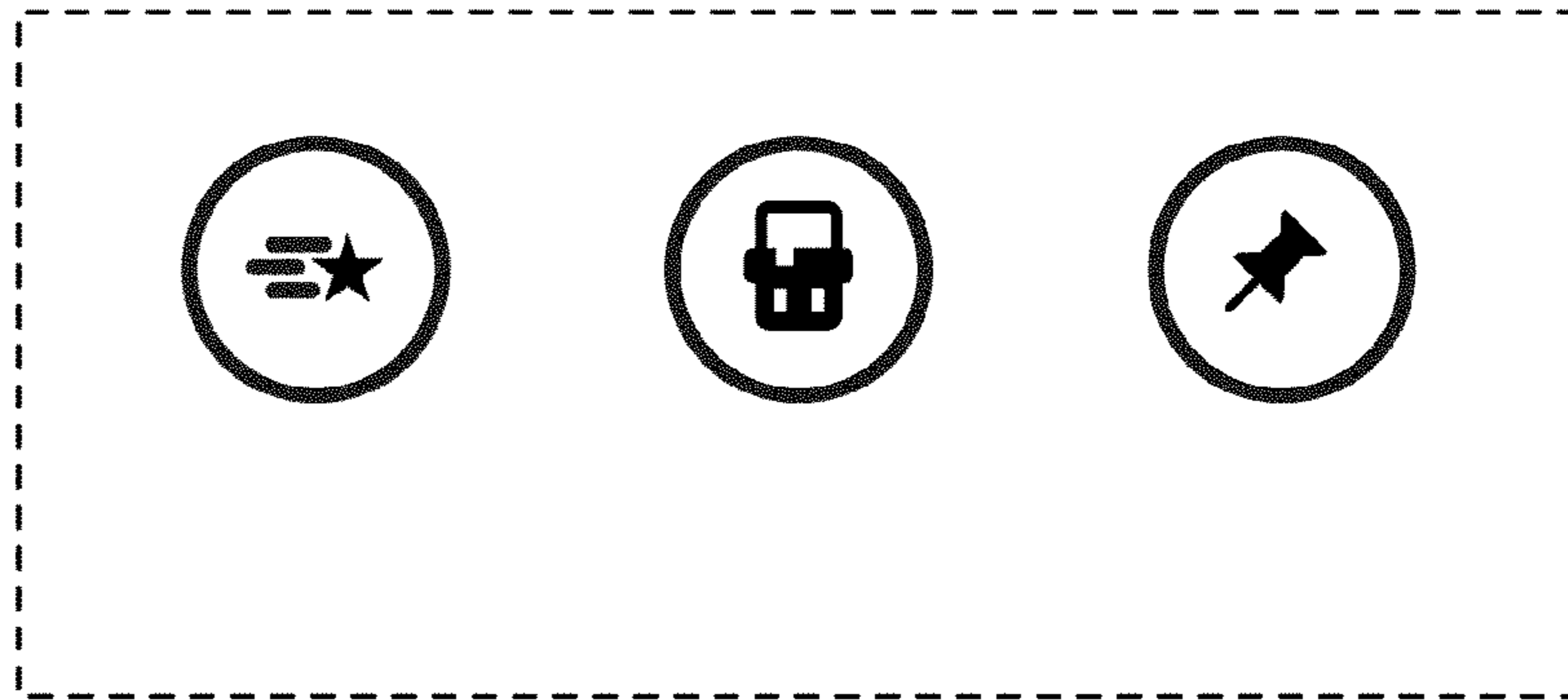


FIG. 2