



US00D701513S

(12) **United States Design Patent**
Park et al.

(10) **Patent No.:** **US D701,513 S**
(45) **Date of Patent:** **** Mar. 25, 2014**

(54) **DISPLAY SCREEN OR PORTION THEREOF WITH GRAPHICAL USER INTERFACE**

(75) Inventors: **Kyung-Dae Park**, Seoul (KR); **Bong-Hee Kim**, Seoul (KR); **Hye-Bin Park**, Seoul (KR); **Ji-Hye Myung**, Yongin-si (KR); **Sae-Gee Oh**, Goyang-si (KR)

(73) Assignee: **Samsung Electronics Co., Ltd.**, Suwon-si (KR)

(**) Term: **14 Years**

(21) Appl. No.: **29/422,541**

(22) Filed: **May 22, 2012**

(30) **Foreign Application Priority Data**

Feb. 12, 2011 (KR) 30-2011-0051195

(51) **LOC (10) Cl.** **14-04**

(52) **U.S. Cl.**
USPC **D14/485**

(58) **Field of Classification Search**
USPC D14/485-495; 715/700-867, 961-978
See application file for complete search history.

(56) **References Cited**

U.S. PATENT DOCUMENTS

D552,117 S *	10/2007	Jung et al.	D14/486
D582,935 S *	12/2008	Lee et al.	D14/486
D594,468 S *	6/2009	Bamford et al.	D14/488
D611,949 S *	3/2010	Fletcher et al.	D14/488
D622,281 S *	8/2010	Maitlen et al.	D14/485
D626,145 S *	10/2010	Montgomery et al.	D14/492
D634,332 S *	3/2011	van der Spek	D14/486
D638,025 S *	5/2011	Saft et al.	D14/486

D642,586 S *	8/2011	Jones et al.	D14/485
D644,651 S *	9/2011	van der Spek	D14/486
D644,652 S *	9/2011	van der Spek	D14/486
D644,658 S *	9/2011	Lemay	D14/492
D654,925 S *	2/2012	Nishizawa et al.	D14/488
D667,422 S *	9/2012	Elliott	D14/488
D667,423 S *	9/2012	Nagamine	D14/488
D669,486 S *	10/2012	Garn et al.	D14/485
8,325,206 B2 *	12/2012	Chen et al.	345/650
D680,126 S *	4/2013	Seo	D14/486
D680,550 S *	4/2013	Seo	D14/486
D681,657 S *	5/2013	Deng	D14/486
D682,305 S *	5/2013	Mierau et al.	D14/488
D689,098 S *	9/2013	Jang et al.	D14/492
D689,518 S *	9/2013	Convay et al.	D14/492
2009/0204920 A1 *	8/2009	Beverley et al.	715/768
2009/0281684 A1 *	11/2009	Spek	701/7
2010/0099463 A1 *	4/2010	Kim et al.	455/566

* cited by examiner

Primary Examiner — Barbara Fox

(74) *Attorney, Agent, or Firm* — NSIP Law

(57) **CLAIM**

The ornamental design for a display screen or portion thereof with graphical user interface, as shown and described.

DESCRIPTION

FIG. 1 is a front view of a display screen or portion thereof with graphical user interface showing our new design; FIG. 2 is a front view thereof, in which illustrative text/words, numbers and symbols in broken lines are provided; and, FIG. 3 is a front view thereof, in which a mobile terminal in broken lines is provided to illustrate an example environment. The broken line showing of a display screen in FIGS. 1, 2, text/words, numbers and symbols in FIGS. 2, 3, and the mobile terminal in FIG. 3 represents environment and forms no part of the claimed design.

1 Claim, 3 Drawing Sheets

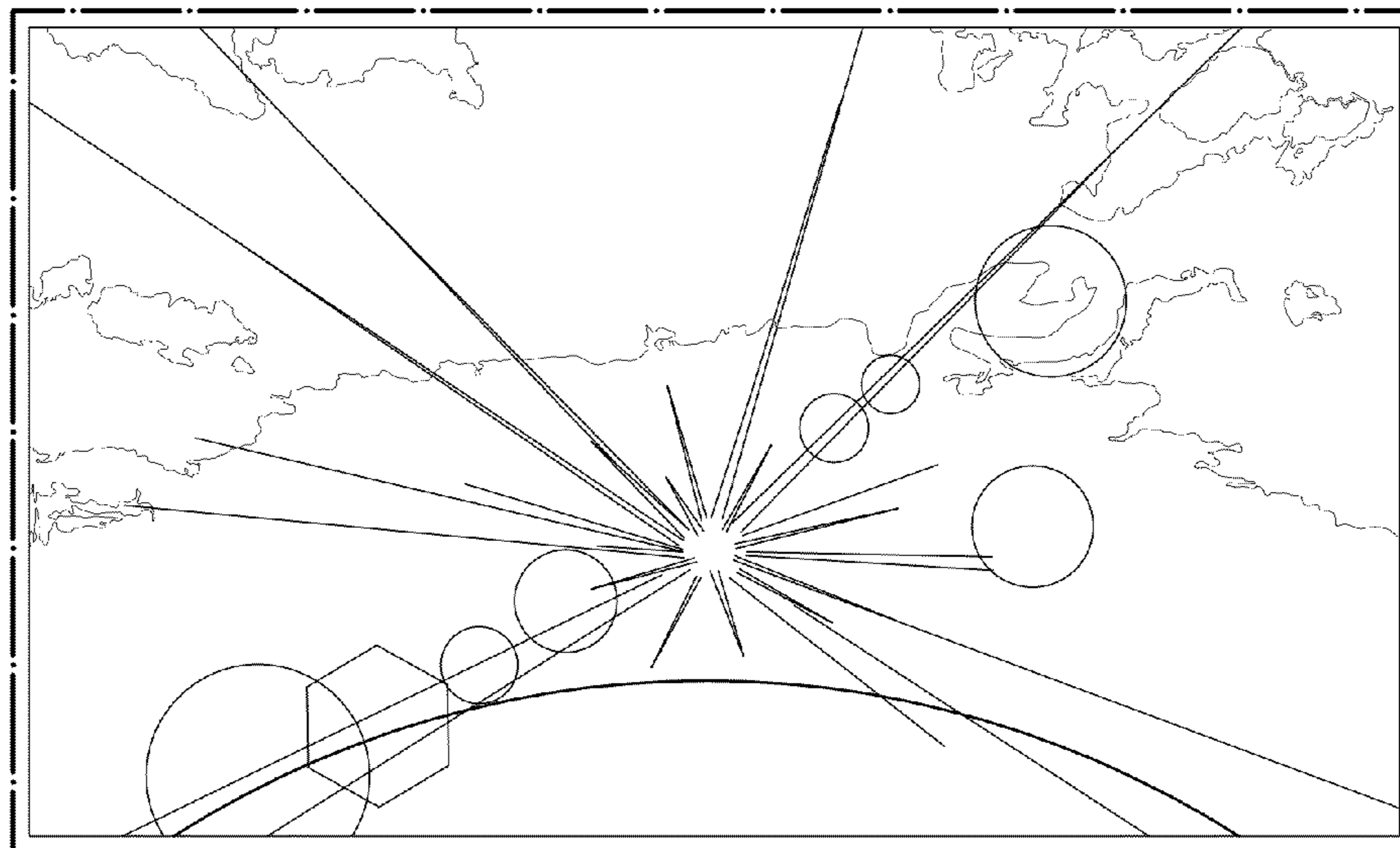


FIG. 1

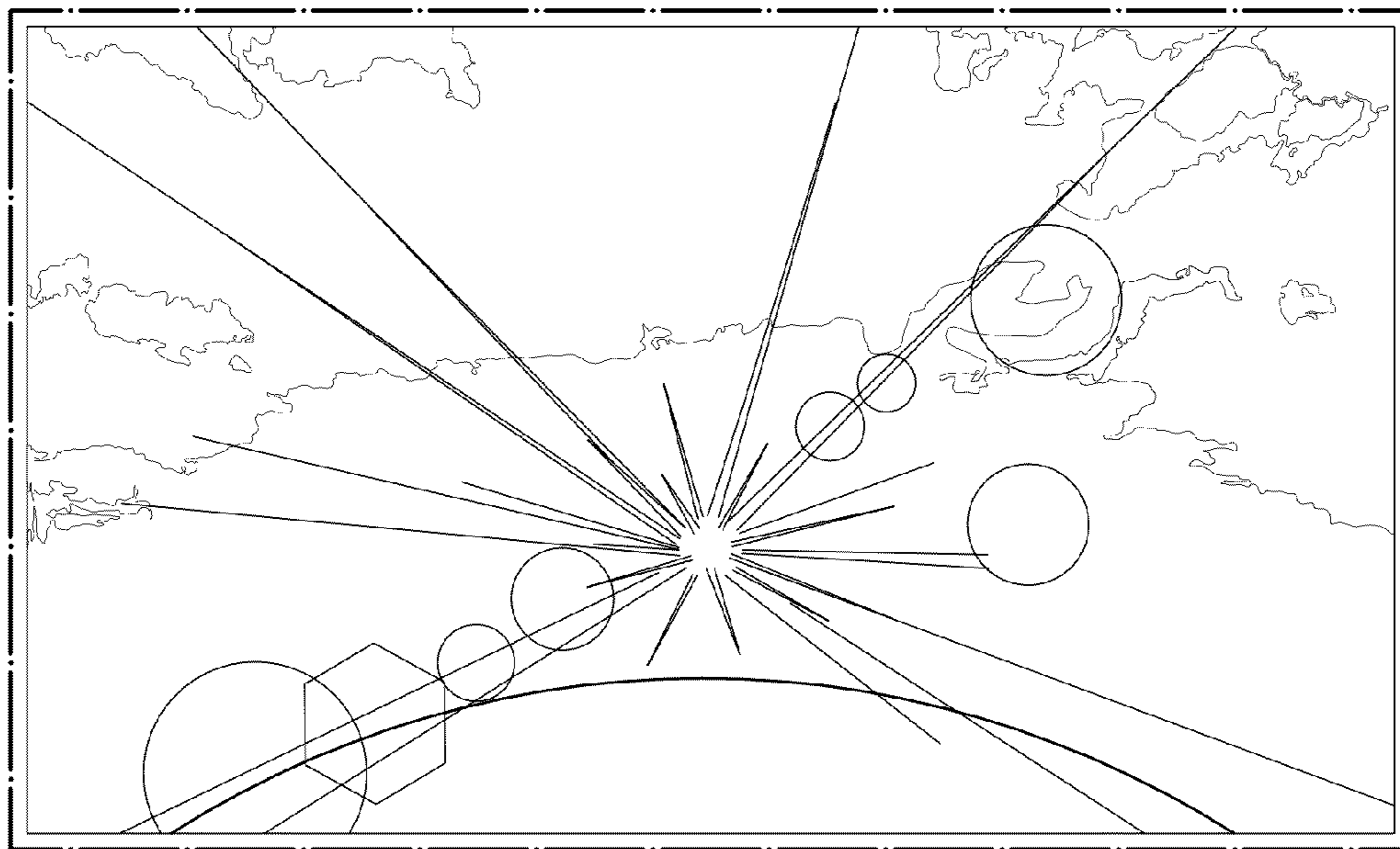


FIG. 2

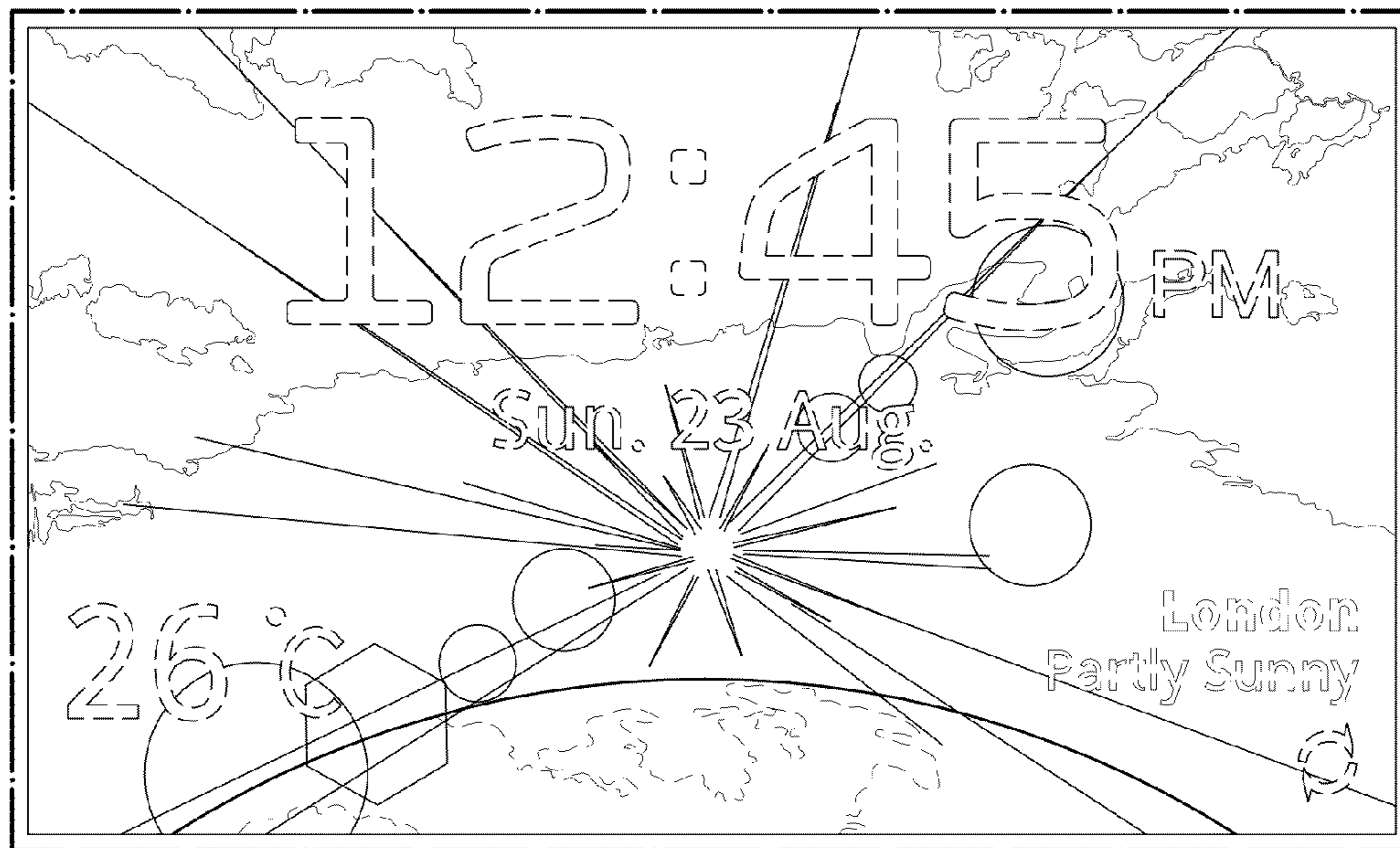


FIG. 3

