



US00D701487S

(12) **United States Design Patent**
Ebel et al.

(10) **Patent No.:** **US D701,487 S**
(45) **Date of Patent:** **** Mar. 25, 2014**

(54) **TIRE TREAD**

(71) Applicants: **Compagnie Generals des Etablissements Michelin**, Clermont-Ferrand (FR); **Michelin Recherche et Technique S.A.**, Granges-Paccot (CH)

(72) Inventors: **Benjamin E. Ebel**, Greenville, SC (US); **Derick Lonell Harris**, Charlotte, NC (US); **John Anthony Hutz**, Greer, SC (US)

(73) Assignees: **Compagnie General des Etablissements Michelin**, Clermont-Ferrand (FR); **Michelin Recherche et Technique S.A.**, Granges-Paccot (CH)

(**) Term: **14 Years**

(21) Appl. No.: **29/445,566**

(22) Filed: **Feb. 13, 2013**

(51) **LOC (10) Cl.** **12-15**

(52) **U.S. Cl.**
USPC **D12/588**

(58) **Field of Classification Search**
USPC D12/568-603, 553, 555, 900-901;
152/209.1-209.9, 209.11-209.19,
152/209.21-209.28, 455
See application file for complete search history.

(56) **References Cited**

U.S. PATENT DOCUMENTS

D426,178 S * 6/2000 Weber et al. D12/588
D427,551 S * 7/2000 Weber D12/588

D458,897 S * 6/2002 Weber et al. D12/588
D464,614 S * 10/2002 Irimiya D12/588
D483,006 S * 12/2003 Brayer et al. D12/588
D555,081 S * 11/2007 Feider et al. D12/588
D647,841 S 11/2011 Ebel et al.
D668,208 S * 10/2012 Brown et al. D12/588
D668,601 S * 10/2012 Brown et al. D12/588
D680,058 S * 4/2013 Takei D12/588

OTHER PUBLICATIONS

Michelin Primary MXV4 Tire, www.michelinman.com, at least as early as May 11, 2012, 4 pages.

* cited by examiner

Primary Examiner — Stacia Cadmus

(74) *Attorney, Agent, or Firm* — Dority & Manning, P.A.

(57) **CLAIM**

The ornamental design for a tire tread, as shown and described.

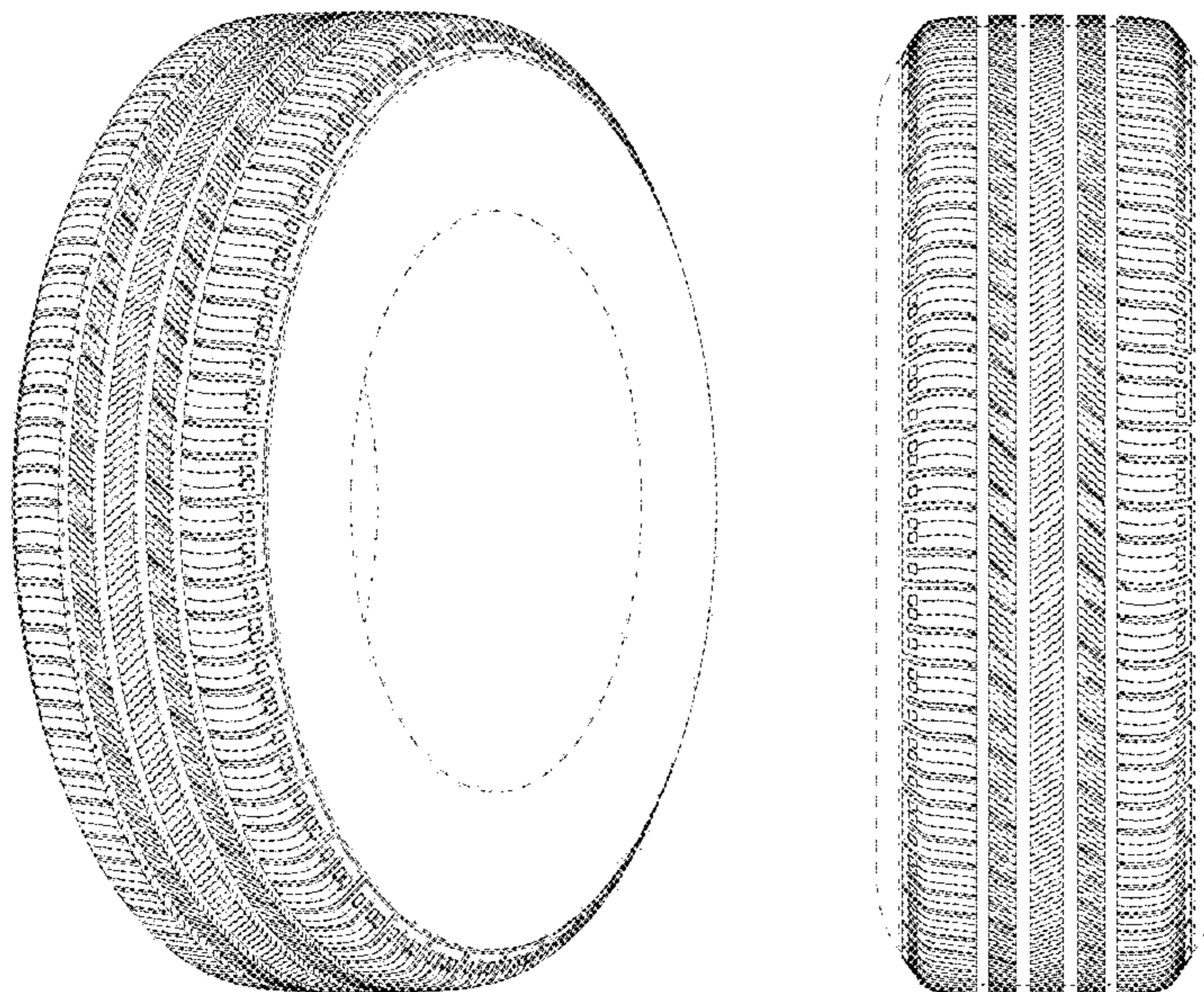
DESCRIPTION

FIG. 1 is a perspective view of a tire tread showing our new design, it being understood that the tread pattern repeats circumferentially throughout the outer circumference and shoulder of the tire, the opposite side perspective being identical thereto;

FIG. 2 is a front elevation view thereof; and, FIG. 3 is a side elevation view of the right side thereof, the left side elevation being identical thereto.

In the drawings, the recessed groove portions of the tire tread having a depth is best illustrated along the top and bottom edges of FIG. 2. In the drawings, the broken line disclosure of the tire sidewall and inner bead depicts environmental structure and forms no part of the claimed design.

1 Claim, 3 Drawing Sheets



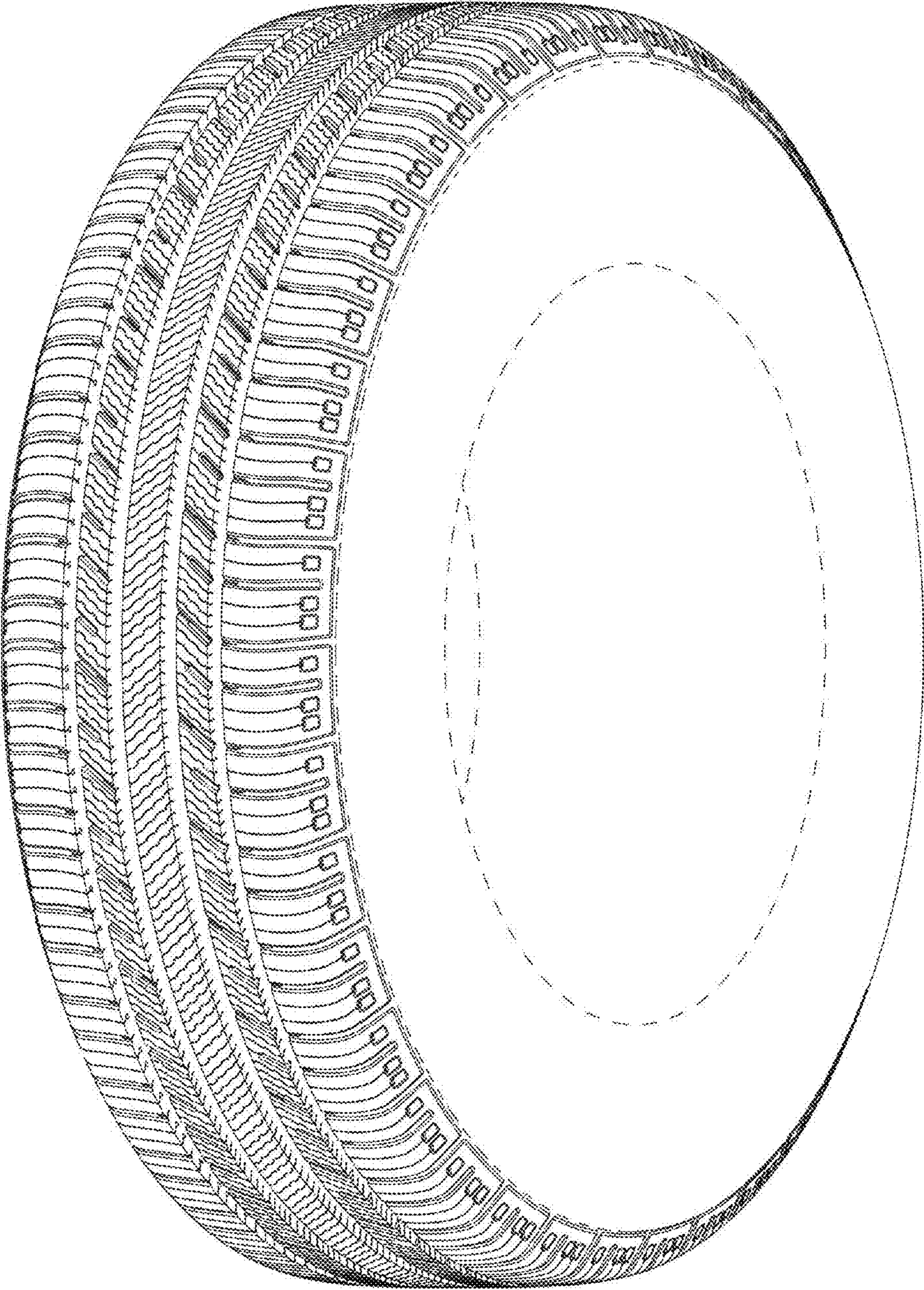


Fig. 1

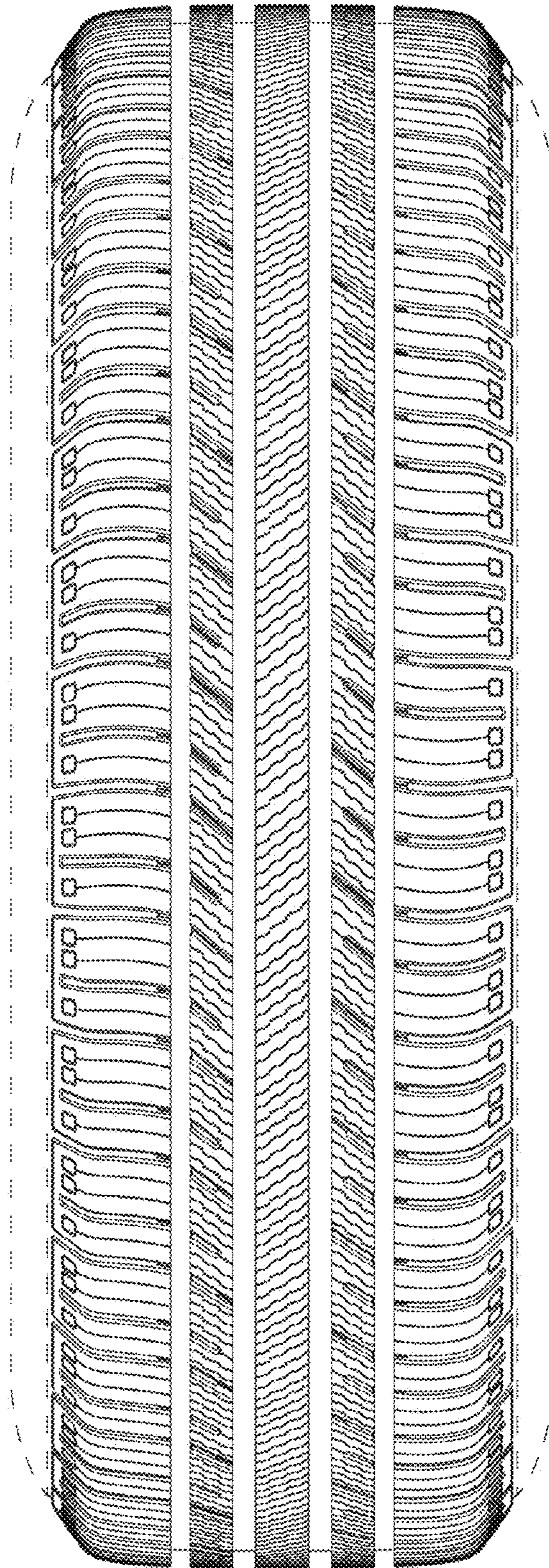


Fig. 2

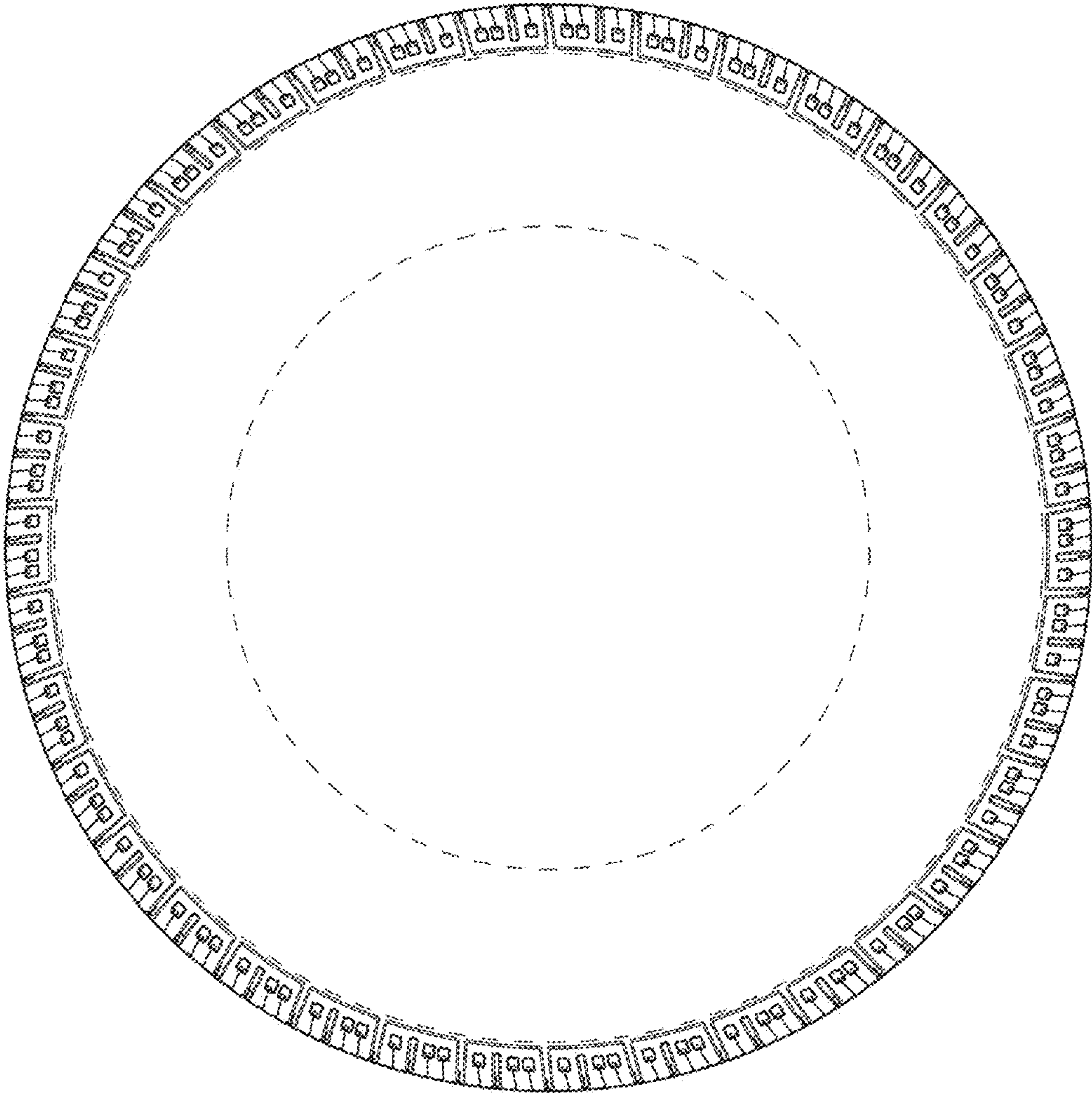


Fig. 3