



US00D701482S

(12) **United States Design Patent**
Takahashi et al.

(10) **Patent No.:** **US D701,482 S**
(45) **Date of Patent:** **** Mar. 25, 2014**

(54) **SOUND ABSORBING PORTIONS OF PASSENGER CARRYING CAR**

(71) Applicants: **Central Japan Railway Company,**
Aichi (JP); **Nippon Sharyo, Ltd.,** Aichi
(JP)

(72) Inventors: **Yukio Takahashi,** Nagoya (JP); **Yuya Futamura,** Nagoya (JP); **Koichi Hayashi,** Nagoya (JP); **Hiroki Tanaka,** Nagoya (JP); **Naoya Ozawa,** Nagoya (JP); **Naoyuki Maruyama,** Nagoya (JP)

(73) Assignees: **Central Japan Railway Company,**
Nagoya (JP); **Nippon Sharyo, Ltd.,**
Nagoya (JP)

(**) Term: **14 Years**

(21) Appl. No.: **29/455,465**

(22) Filed: **May 21, 2013**

(30) **Foreign Application Priority Data**

Nov. 21, 2012 (JP) 2012-028589
Nov. 21, 2012 (JP) 2012-028591

(51) **LOC (10) Cl.** **12-06**

(52) **U.S. Cl.**
USPC **D12/221**

(58) **Field of Classification Search**
USPC D12/221; D9/431-433, 44, 422, 423;
229/126, 154, 103.2, 240, 127, 157

See application file for complete search history.

(56) **References Cited**

U.S. PATENT DOCUMENTS

D415,854 S * 10/1999 Marcus D28/18
D417,182 S * 11/1999 Vitoorapakorn D12/221
D418,800 S * 1/2000 Atkin D12/221
D419,951 S * 2/2000 Emery et al. D12/221
D425,851 S * 5/2000 Tucker D12/221

* cited by examiner

Primary Examiner — Katrina A Betton
(74) *Attorney, Agent, or Firm* — Oliff PLC

(57) **CLAIM**

The ornamental design for sound absorbing portions of passenger carrying car, as shown and described.

DESCRIPTION

FIG. 1 is a front view of sound absorbing portions of passenger carrying car;

FIG. 2 is a top view thereof;

FIG. 3 is a right-side view thereof;

FIG. 4 is a left-side view thereof;

FIG. 5 is a bottom view thereof;

FIG. 6 is a partially enlarged view thereof taken from the broken line box 6 in FIG. 3;

FIG. 7 is a front view of a second embodiment of the sound absorbing portions of passenger carrying car shown in FIG. 1, the second embodiment including a surface pattern:

FIG. 8 is a top view thereof;

FIG. 9 is a right-side view thereof;

FIG. 10 is a left-side view thereof;

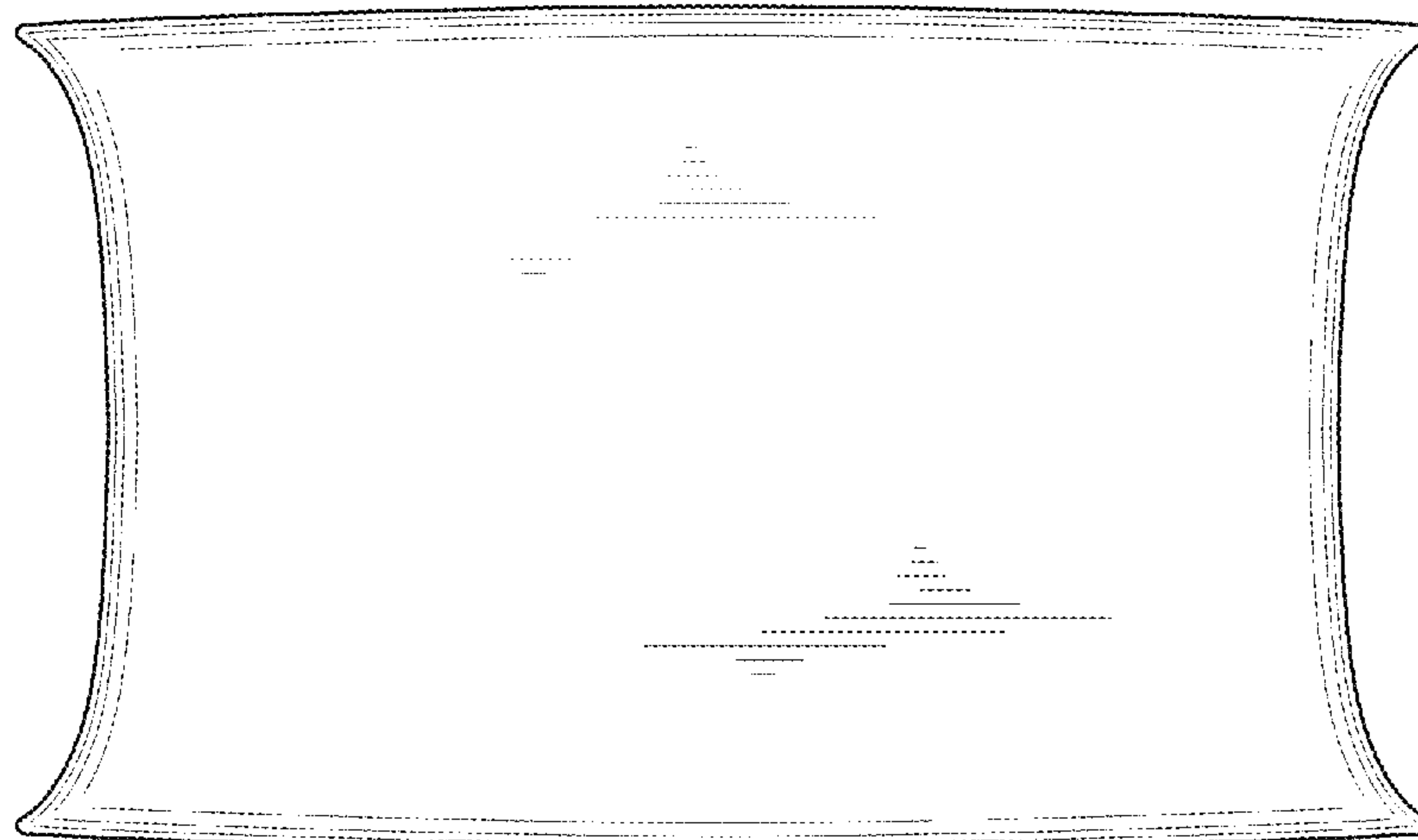
FIG. 11 is a bottom view thereof; and,

FIG. 12 is a partially enlarged view thereof taken from the broken line box 12 in FIG. 9.

The dot-chain lines depict a boundary between claimed and unclaimed surfaces and form no part of the claimed design.

The broken lines depict environmental subject matter only and form no part of the claimed design.

1 Claim, 4 Drawing Sheets



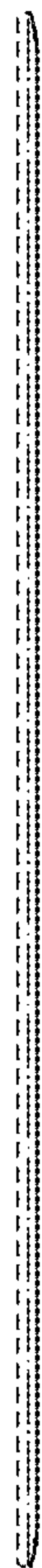


FIG. 2




FIG. 1

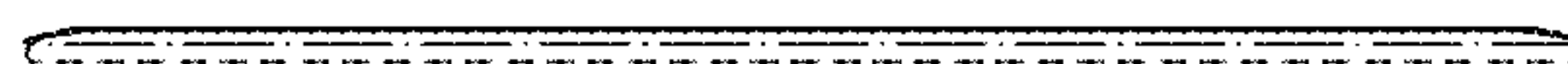


FIG. 4




FIG. 3

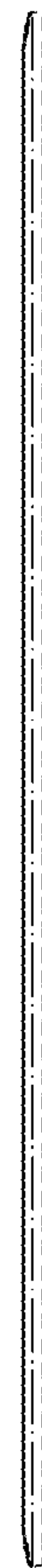


FIG. 5




FIG. 6

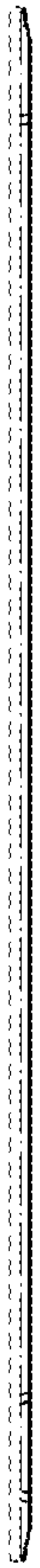


FIG. 8




FIG. 9




FIG. 7




FIG. 10

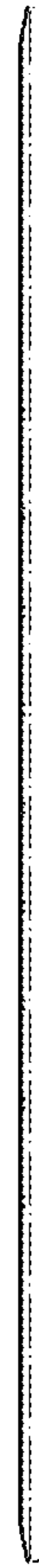


FIG. 11

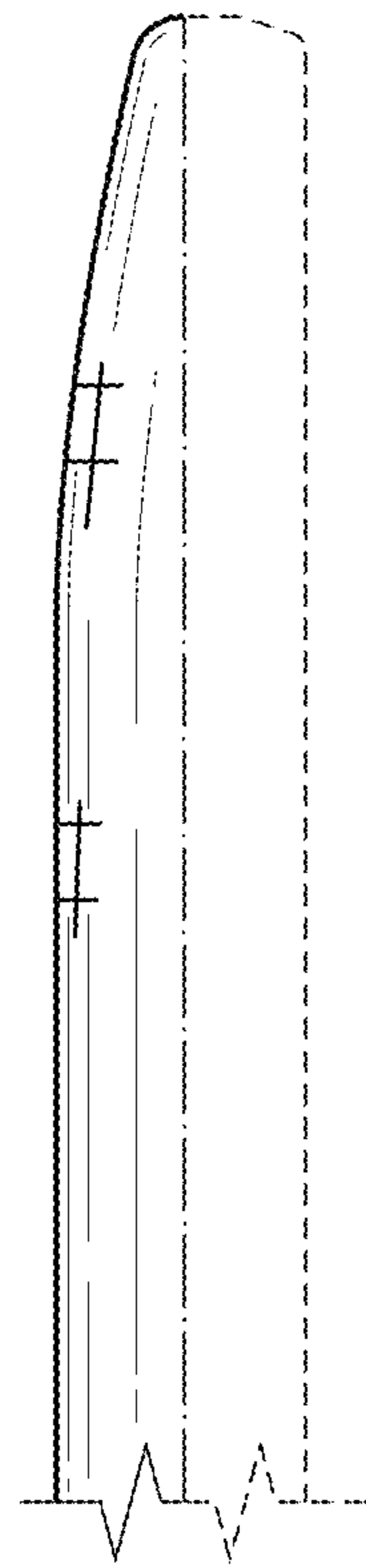


FIG. 12