



US00D701467S

(12) **United States Design Patent**
Graff

(10) **Patent No.:** **US D701,467 S**
(45) **Date of Patent:** **** Mar. 25, 2014**

(54) **WATCH DIAL**
(75) **Inventor:** **Laurence Graff, Gstaad (CH)**
(73) **Assignee:** **Venberg SA, Geneva (CH)**
(**) **Term:** **14 Years**
(21) **Appl. No.:** **29/431,185**
(22) **Filed:** **Sep. 5, 2012**

D554,535 S * 11/2007 Journe D10/31
D574,732 S * 8/2008 Wunderman D10/32
D579,793 S * 11/2008 Hayek D10/39
D591,621 S * 5/2009 Nataf D10/39
D592,531 S * 5/2009 Wunderman D10/39
D598,318 S * 8/2009 Behling D10/126
D606,424 S * 12/2009 Inoue D10/39
D620,382 S * 7/2010 Hegi D10/126
D665,690 S * 8/2012 Bode D10/126
D668,162 S * 10/2012 Inoue D10/39
D673,870 S * 1/2013 de Haas D10/126
D685,279 S * 7/2013 de Haas D10/126

* cited by examiner

(30) **Foreign Application Priority Data**
Mar. 8, 2012 (WO) DM/078 252
(51) **LOC (10) CL.** **10-07**
(52) **U.S. Cl.**
USPC **D10/123**
(58) **Field of Classification Search**
USPC D10/30-39, 122-132; 368/223, 80,
368/228, 232
See application file for complete search history.

Primary Examiner — Lucy Lieberman
(74) *Attorney, Agent, or Firm* — Krieg DeVault LLP;
Clifford W. Browning

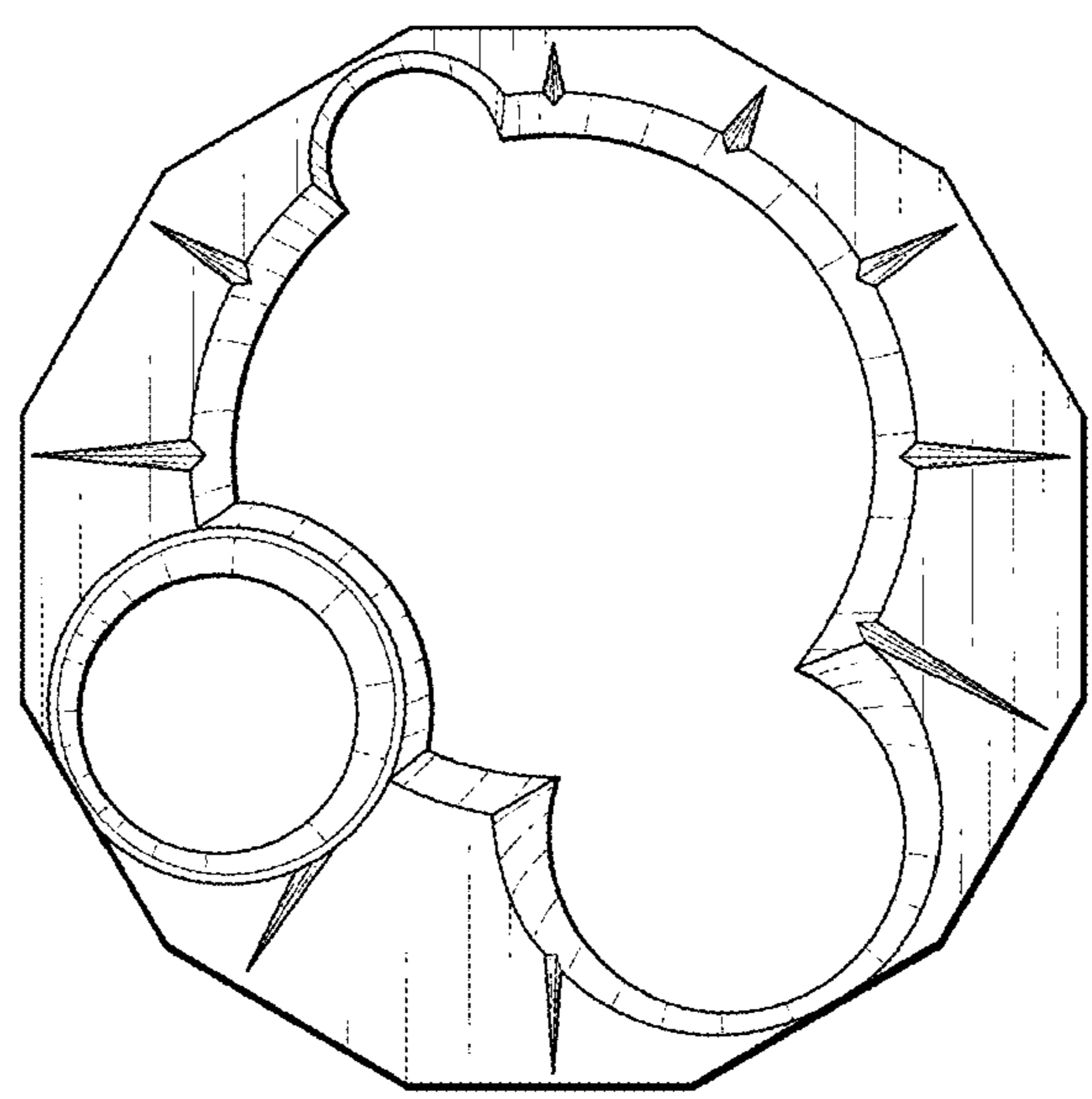
(56) **References Cited**
U.S. PATENT DOCUMENTS
2,361,563 A * 10/1944 Pellaton 368/80
3,570,239 A * 3/1971 Charles 368/11
4,972,393 A * 11/1990 Sase et al. 368/28
D338,161 S * 8/1993 Kizaki D10/39
6,275,450 B1 * 8/2001 Makiba 368/80
D513,710 S * 1/2006 Nataf D10/126
D519,389 S * 4/2006 Takahashi D10/32
D524,171 S * 7/2006 Monachon D10/32
D531,916 S * 11/2006 Galli D10/31

(57) **CLAIM**
The ornamental design for a watch dial, as shown and described.

DESCRIPTION

FIG. 1 is a top view of the watch dial of the present invention.
FIG. 2 is a bottom view of the watch dial of FIG. 1.
FIG. 3 is a front view of the watch dial of FIG. 1.
FIG. 4 is a rear view of the watch dial of FIG. 1.
FIG. 5 is a right-side view of the watch dial of FIG. 1.
FIG. 6 is a left-side view of the watch dial of FIG. 1; and,
FIG. 7 is a top, right-side perspective view of the watch dial of FIG. 1.

1 Claim, 1 Drawing Sheet



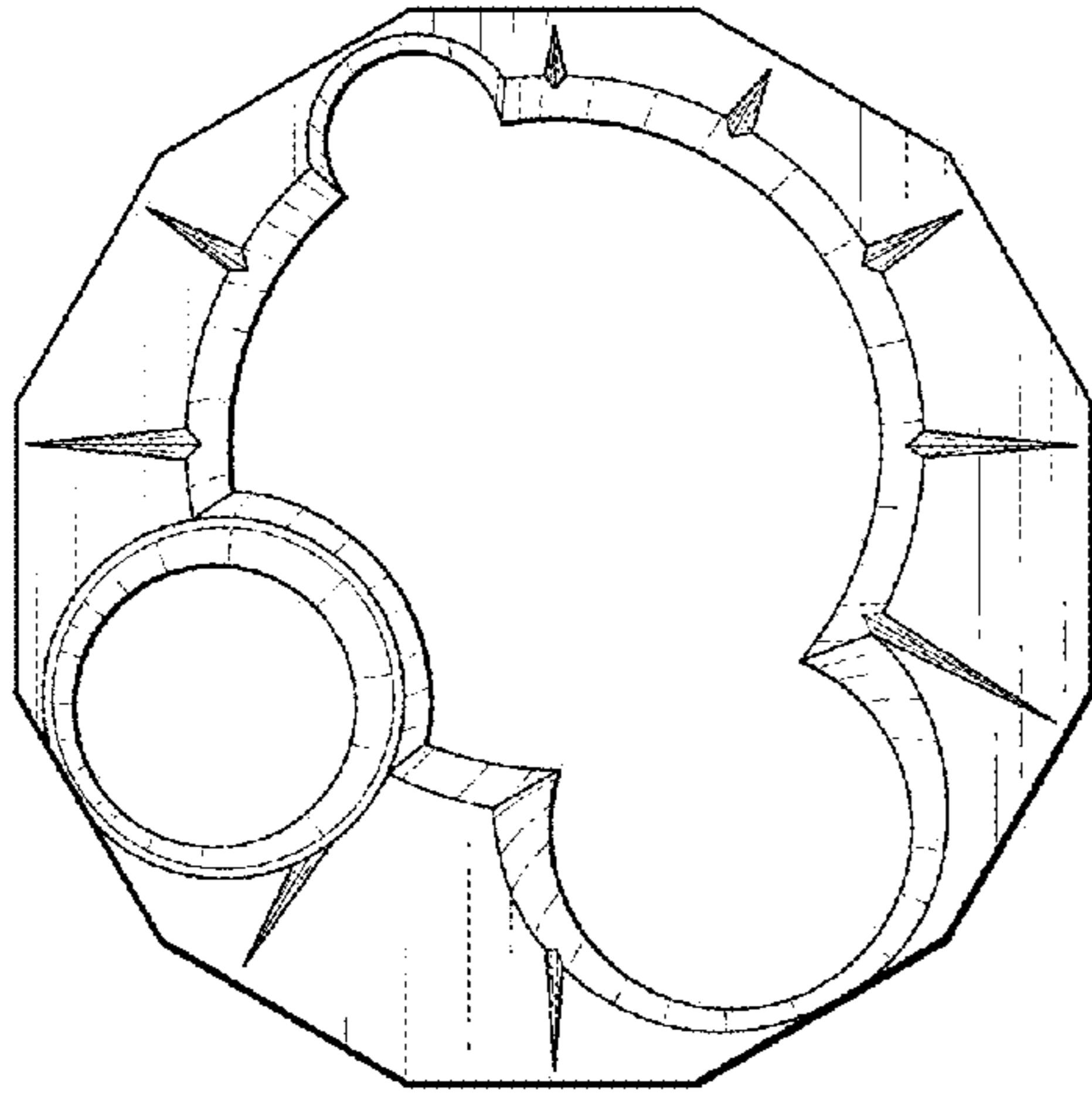


FIG. 1

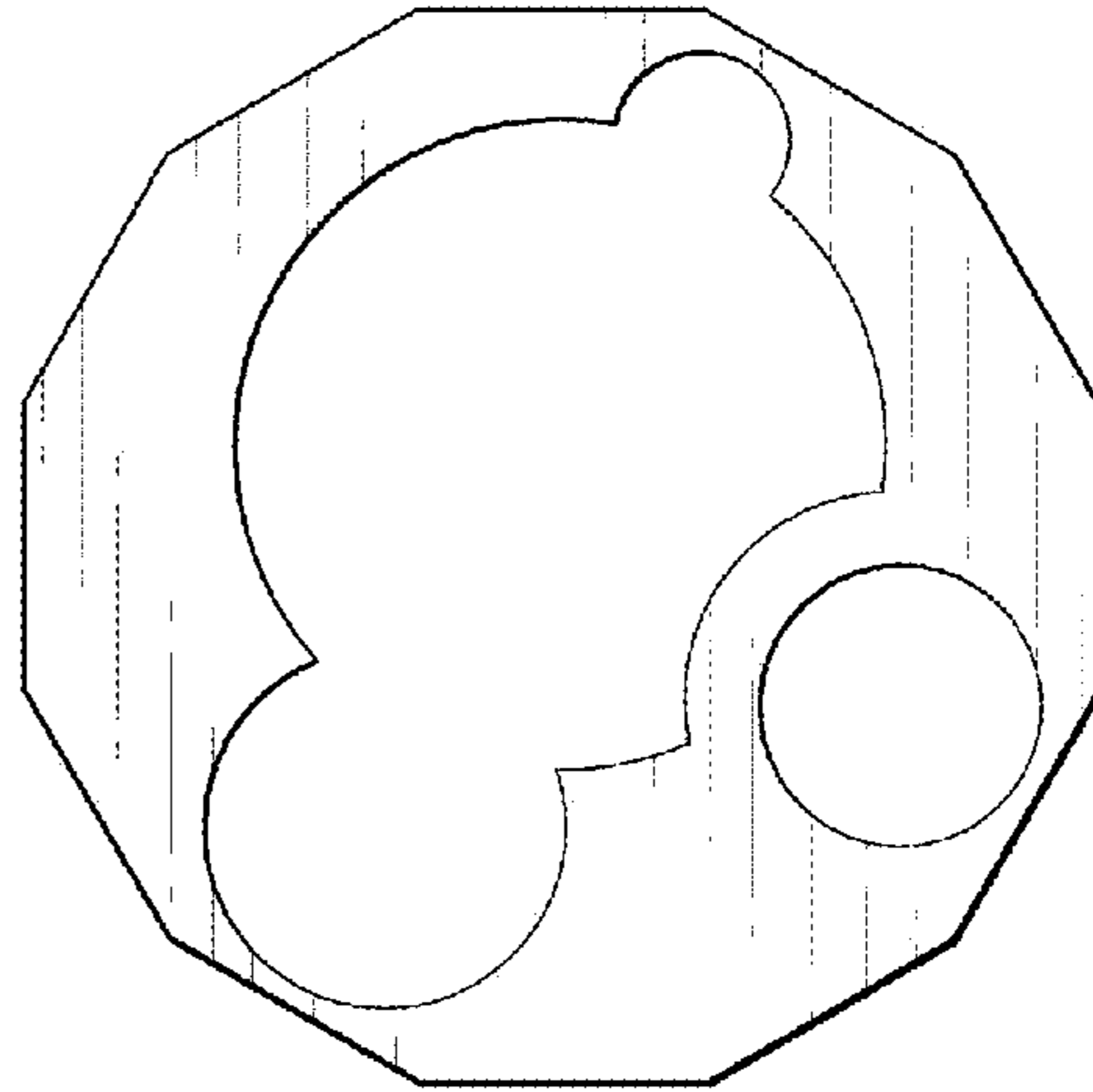


FIG. 2



FIG. 3



FIG. 4



FIG. 5



FIG. 6

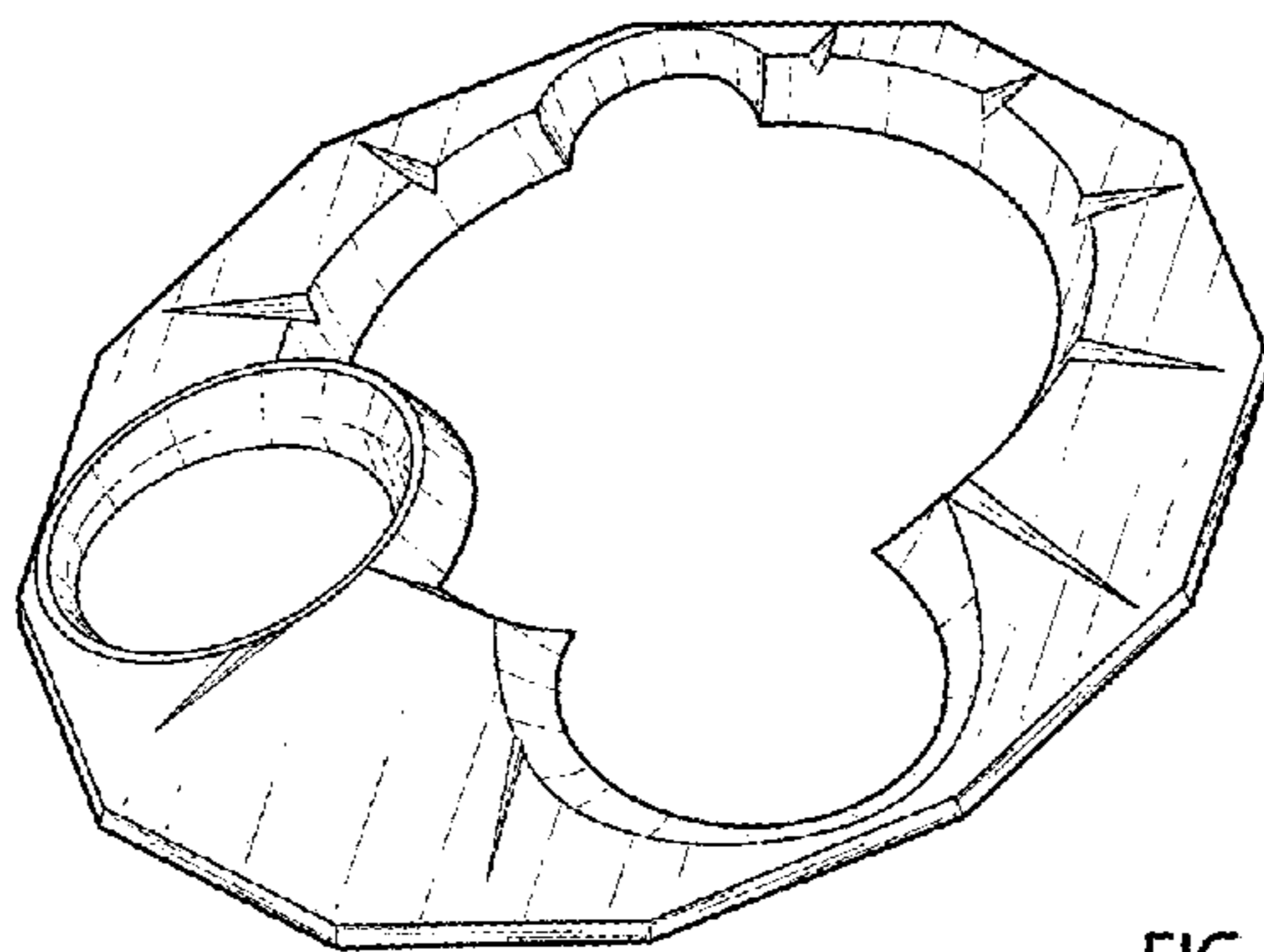


FIG. 7