



US00D701448S

(12) **United States Design Patent**
Rodwin

(10) **Patent No.:** **US D701,448 S**
(45) **Date of Patent:** **** Mar. 25, 2014**

- (54) **EARBUD HOLDER**
- (71) Applicant: **Scott Ethan Rodwin**, Boulder, CO (US)
- (72) Inventor: **Scott Ethan Rodwin**, Boulder, CO (US)
- (**) Term: **14 Years**
- (21) Appl. No.: **29/453,186**
- (22) Filed: **Apr. 26, 2013**
- (51) **LOC (10) Cl.** **08-05**
- (52) **U.S. Cl.**
USPC **D8/356**
- (58) **Field of Classification Search**
USPC D8/356, 354, 349, 360, 355, 361, 362,
D8/366, 367, 380, 373, 377, 395; 411/431,
411/372.5; 248/304, 305, 339, 217.2, 493,
248/49, 51, 56, 60, 176.1; 24/698; 294/16;
138/106; D23/200, 262; D6/512;
D14/432, 217, 299, 223
See application file for complete search history.

D551,943	S	10/2007	Hodjat et al.	
7,303,162	B2	12/2007	Burke et al.	
7,364,111	B2 *	4/2008	Schleucher	242/580
D587,559	S *	3/2009	Jones et al.	D8/349
D591,678	S	5/2009	Whitley et al.	
D599,192	S	9/2009	Andren et al.	
D601,879	S	10/2009	Kim et al.	
7,654,484	B2	2/2010	Mogensen et al.	
D620,781	S	8/2010	Weckworth	
D631,730	S	2/2011	Skillman	
D649,017	S	11/2011	Stieler	
D653,523	S	2/2012	Wackwitz et al.	
D667,390	S *	9/2012	Matera	D14/223
D674,271	S	1/2013	Rodwin	
D683,615	S *	6/2013	Noumi et al.	D8/356
D683,616	S *	6/2013	Noumi et al.	D8/356
D684,036	S *	6/2013	Topping et al.	D8/356
D685,771	S *	7/2013	Bertenthal	D14/223
2002/0145073	A1	10/2002	Swanson et al.	
2003/0122023	A1	7/2003	Pitcher	

* cited by examiner

Primary Examiner — Cynthia Underwood
(74) *Attorney, Agent, or Firm* — Mollborn Patents, Inc.;
Fredrik Mollborn

(56) **References Cited**
U.S. PATENT DOCUMENTS

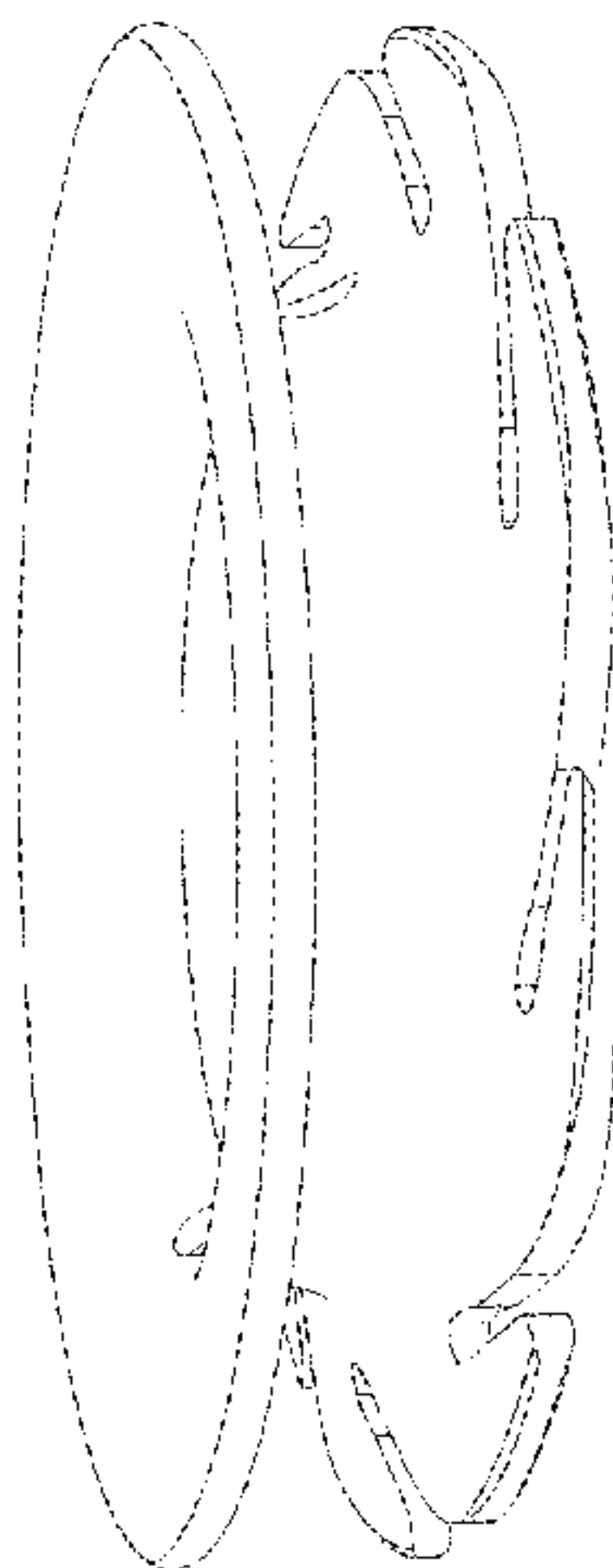
D50,433	S *	3/1917	Stimpson	D8/367
2,550,768	A	5/1951	Burleigh	
2,603,429	A	7/1952	Jaworowski et al.	
3,062,475	A	11/1962	Miller, Jr.	
3,308,703	A	3/1967	Sauer	
4,390,142	A	6/1983	Cheng	
5,027,478	A	7/1991	Suhr	
6,059,213	A *	5/2000	Phillips	242/378.4
D427,034	S	6/2000	Cyrell	
6,128,843	A	10/2000	Gebka	
6,340,022	B1	1/2002	Schroer	
D453,552	S	2/2002	Sato et al.	
6,371,837	B1	4/2002	Luedeke	
D474,677	S	5/2003	Brodie et al.	
D534,416	S *	1/2007	Kelleghan	D8/356
D549,557	S	8/2007	Mori et al.	
D549,753	S *	8/2007	Kanemitsu	D15/148

(57) **CLAIM**
The ornamental design for an earbud holder, as shown and described.

DESCRIPTION

FIG. 1 is a perspective view of an earbud holder showing my new design;
FIG. 2 is a back plan view thereof;
FIG. 3 is a front plan view thereof;
FIG. 4 is a left side view thereof, the right side being identical; and,
FIG. 5 is a top plan view thereof, the bottom plan being identical.
The right side plan view is identical to the left side plan view, and the bottom plan view is identical to the top plan view.

1 Claim, 2 Drawing Sheets



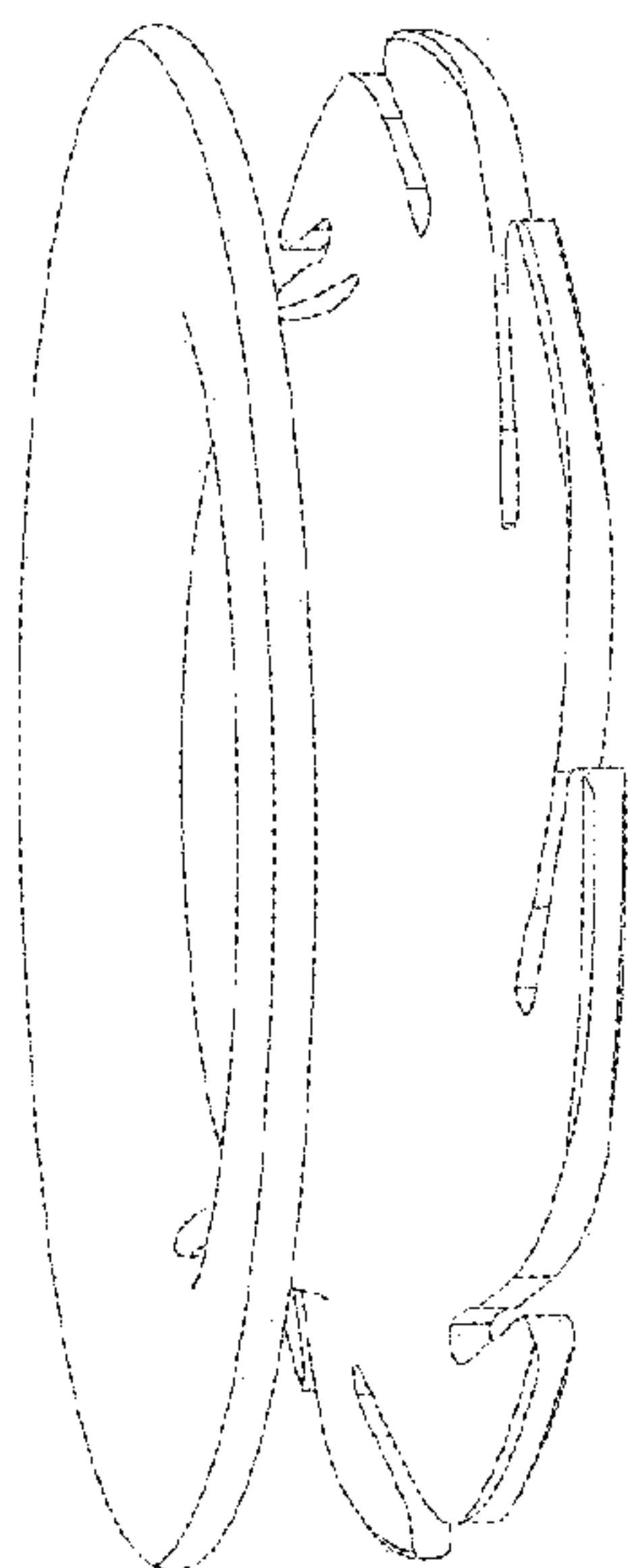


FIG. 1

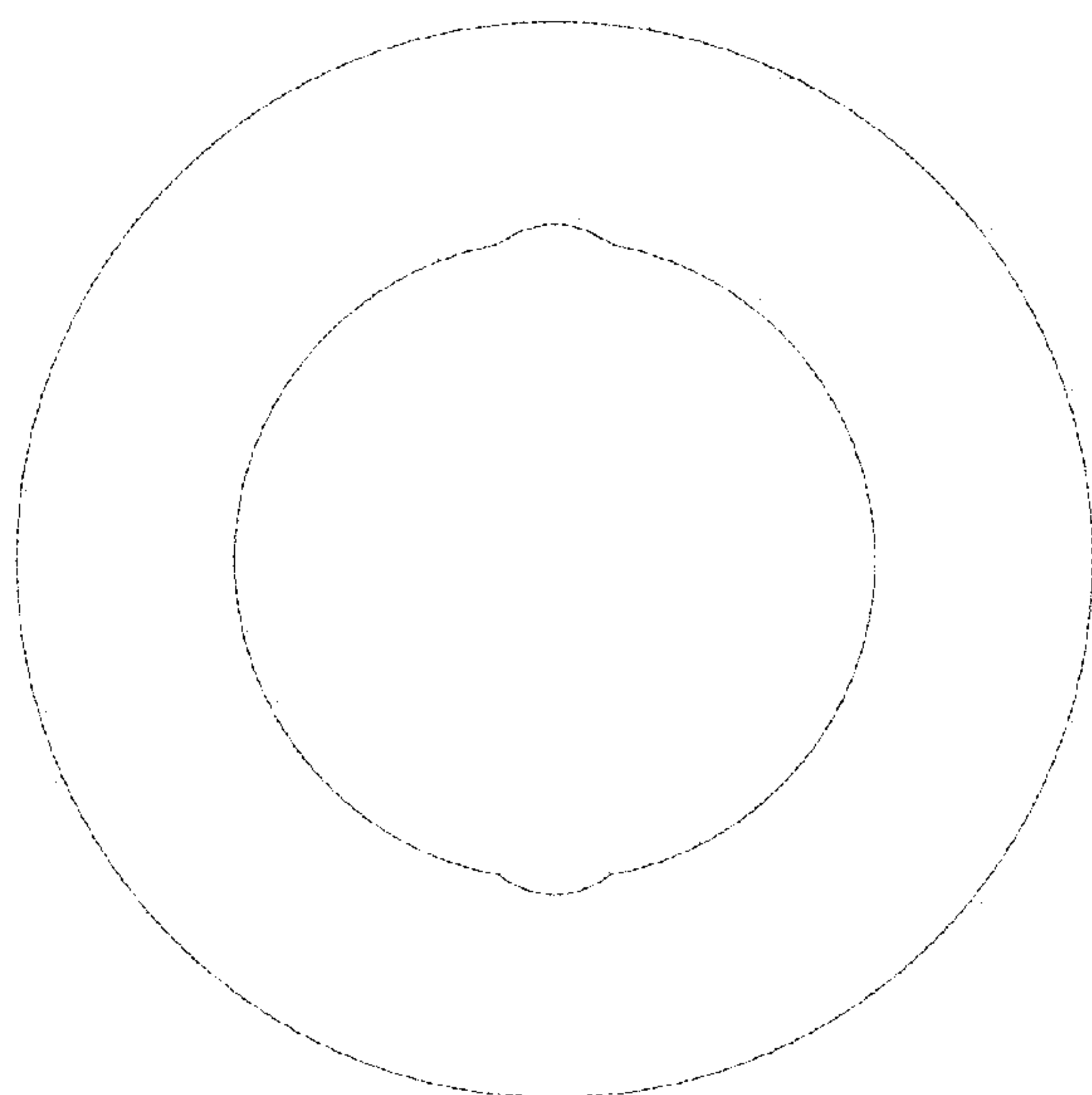


FIG. 2




FIG. 3




FIG. 4

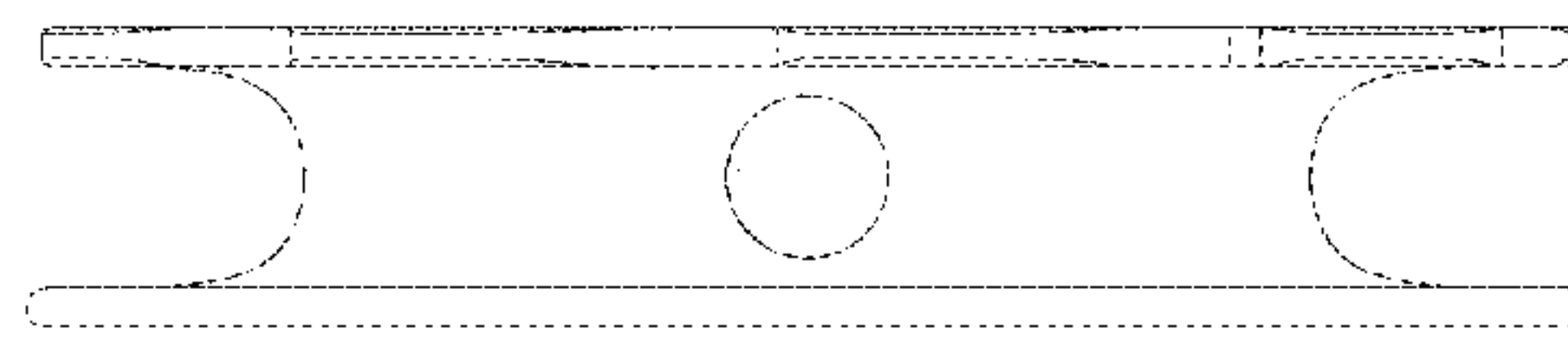


FIG. 5