



US00D701443S

(12) **United States Design Patent**
Weigl, Jr.

(10) **Patent No.:** **US D701,443 S**
(45) **Date of Patent:** **** Mar. 25, 2014**

(54) **DOLPHIN HANDLE FOR AN ELONGATED OBJECT**

(71) Applicant: **James Anton Weigl, Jr.**, Virginia Beach, VA (US)

(72) Inventor: **James Anton Weigl, Jr.**, Virginia Beach, VA (US)

(**) Term: **14 Years**

(21) Appl. No.: **29/448,592**

(22) Filed: **Mar. 13, 2013**

(51) **LOC (10) Cl.** **08-06**

(52) **U.S. Cl.**
CPC **B25G 1/00** (2013.01)
USPC **D8/305**; D8/107

(58) **Field of Classification Search**
USPC D8/305, 300, 107, 80; D11/82; D7/395;
16/110.1, 430; 30/323, 324; 446/73, 74
See application file for complete search history.

(56) **References Cited**

U.S. PATENT DOCUMENTS

1,762,718	A *	6/1930	Hervey	294/57
D107,457	S *	12/1937	Rubin	D3/325
2,382,304	A *	8/1945	Foltz et al.	30/343
3,227,455	A *	1/1966	Hulsman	473/206
D234,837	S *	4/1975	Culling	D22/118
D274,971	S *	8/1984	Kelley et al.	D7/656
D276,762	S *	12/1984	Parrochia	D8/305
D277,336	S *	1/1985	Parrochia	D8/305
D282,523	S *	2/1986	Riemann	D8/80
4,976,646	A *	12/1990	Hull	446/74
D326,594	S *	6/1992	Haberman	D8/30

5,153,966	A *	10/1992	Godwin	16/421
D334,517	S *	4/1993	Ingwersen et al.	D8/30
5,606,772	A *	3/1997	Ilic	16/421
D385,768	S *	11/1997	Nutter et al.	D8/308
D389,392	S *	1/1998	Wan	D8/305
6,009,600	A *	1/2000	Egeland et al.	16/436
D440,084	S *	4/2001	Lee	D6/501
D513,695	S *	1/2006	Baskauskas et al.	D8/305
D529,360	S *	10/2006	Wimmer	D8/80
D556,533	S *	12/2007	Gobbi	D8/80
D573,351	S *	7/2008	Angers et al.	D4/138
D625,746	S *	10/2010	Roberts	D15/144
D661,964	S *	6/2012	Pangborn	D8/107

* cited by examiner

Primary Examiner — Paula Greene

(74) *Attorney, Agent, or Firm* — David L. Banner

(57) **CLAIM**

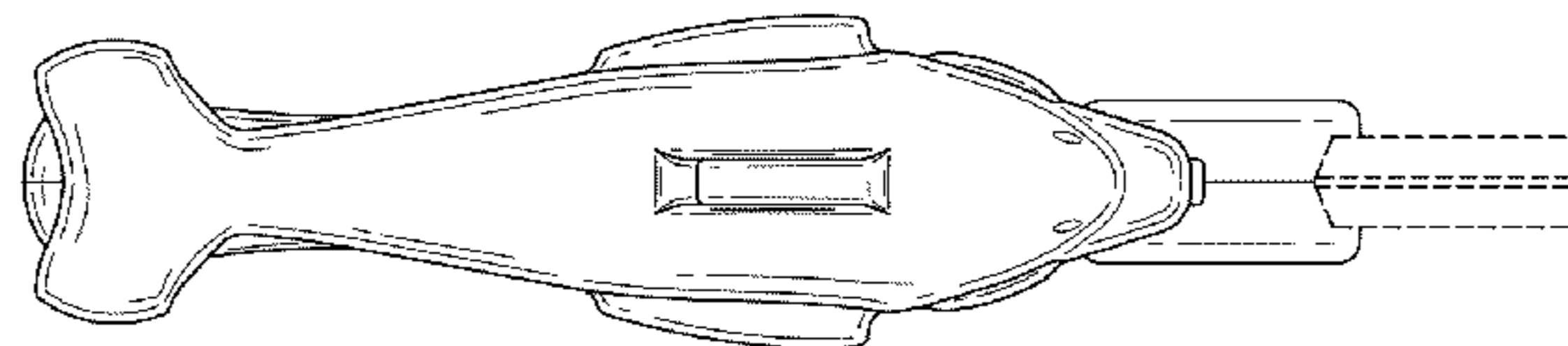
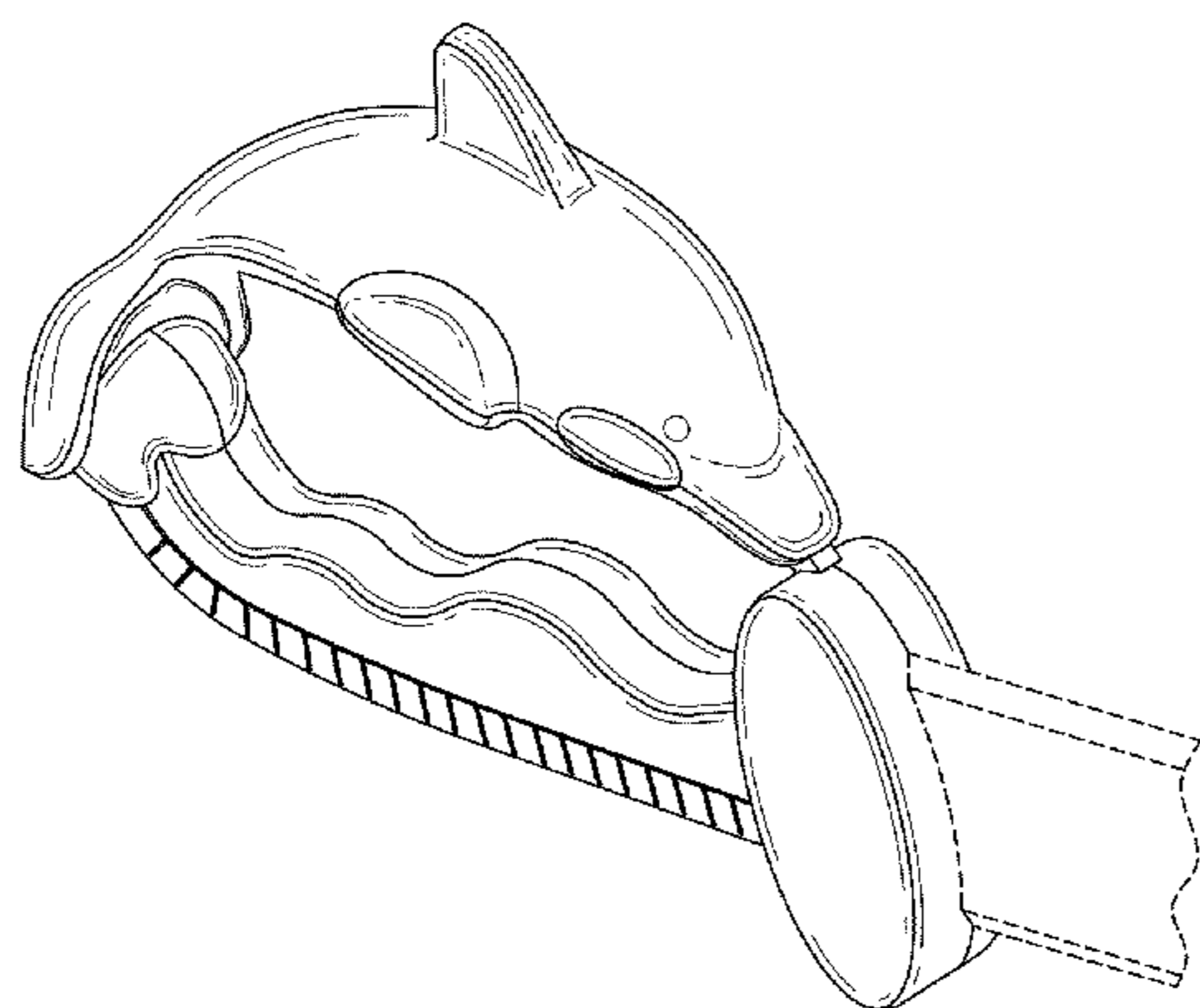
The ornamental design for a dolphin handle for an elongated object, as shown and described.

DESCRIPTION

FIG. 1 is a left front perspective view of a dolphin handle for an elongated object, showing my new design; FIG. 2 is a right elevational view thereof; FIG. 3 is a left elevational view thereof; FIG. 4 is a top plan view thereof; FIG. 5 is a bottom view thereof; FIG. 6 is a front view thereof; and, FIG. 7 is a rear view thereof.

A portion of an elongated object forming no part of the novel design is shown in broken lines protruding from the dolphin handle.

1 Claim, 3 Drawing Sheets



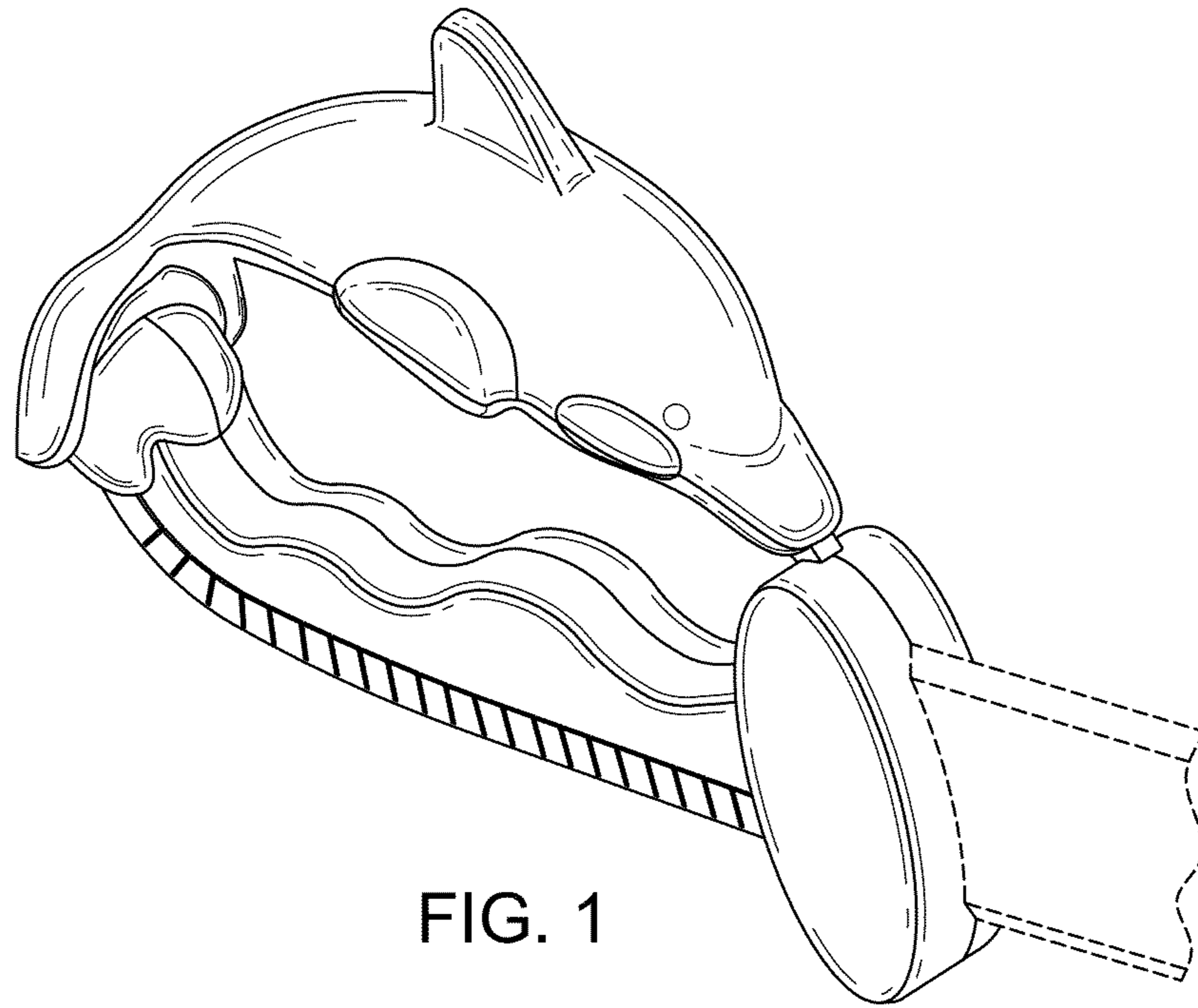


FIG. 1

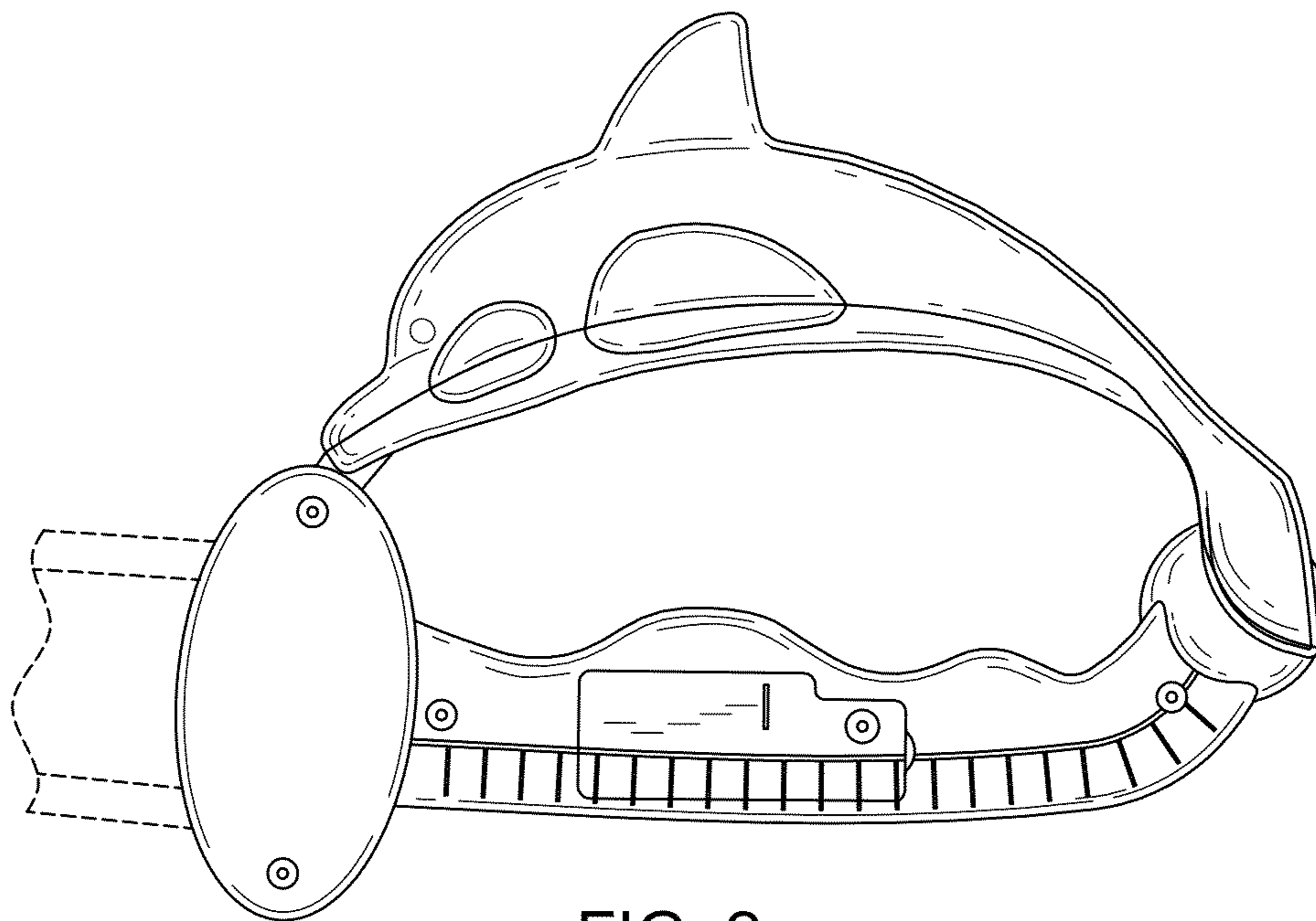


FIG. 2

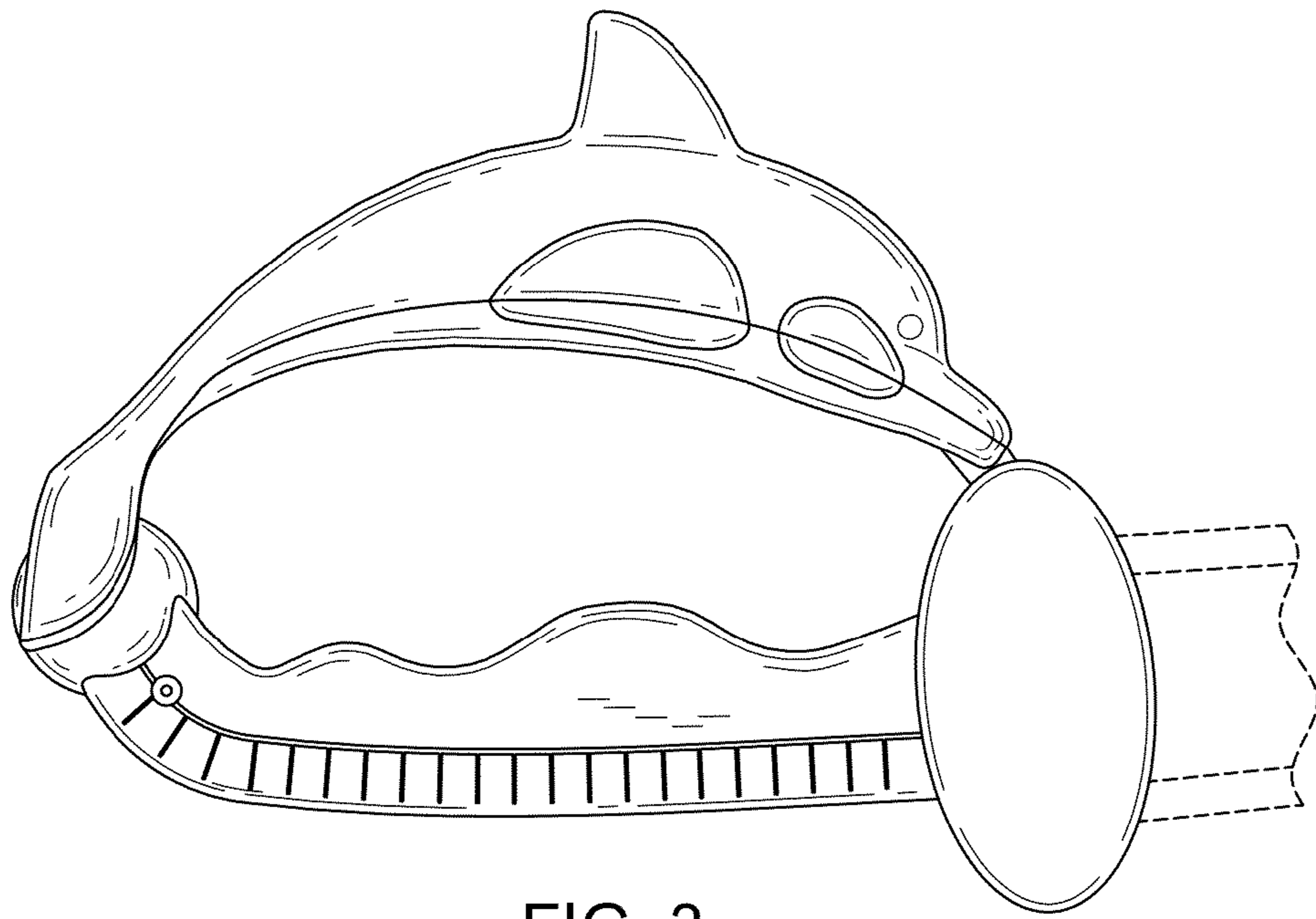


FIG. 3

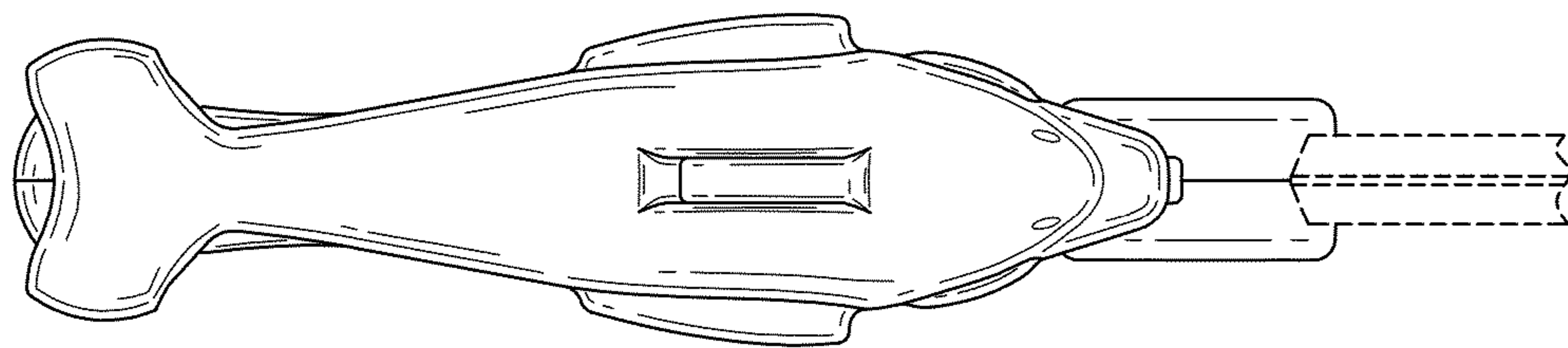


FIG. 4

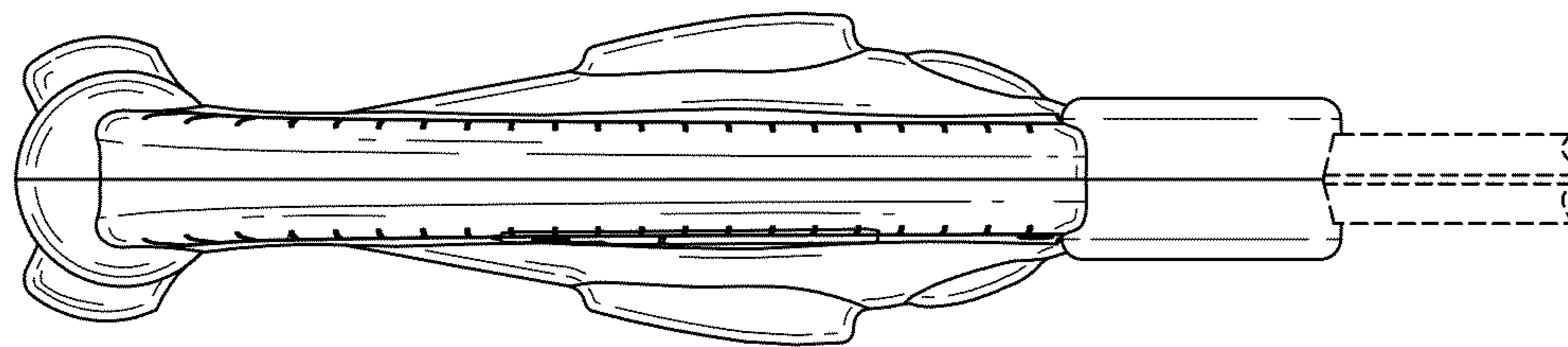


FIG. 5

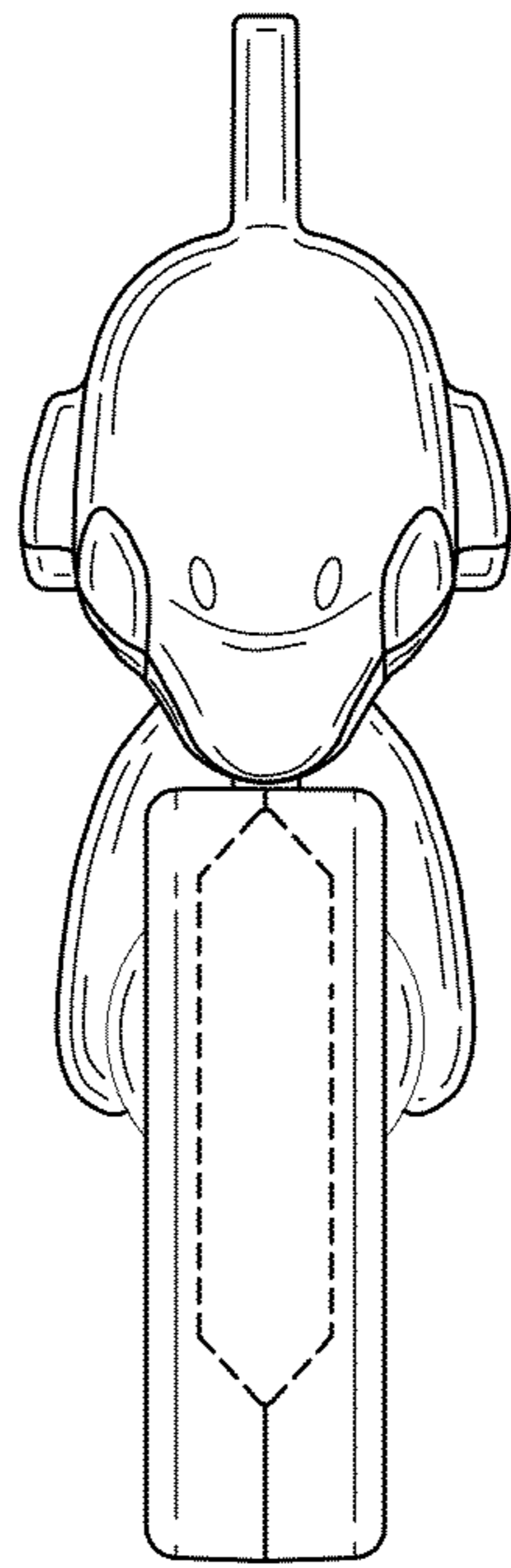


FIG. 6

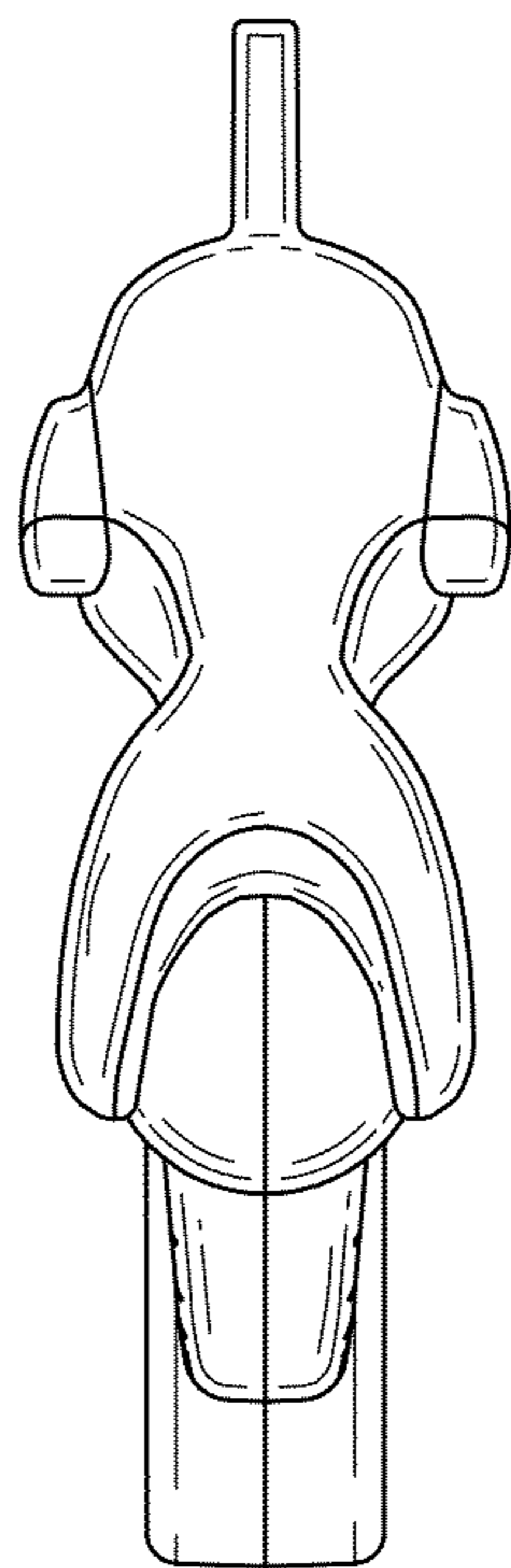


FIG. 7