



US00D701434S

(12) **United States Design Patent**  
**Wilson, Jr.**

(10) **Patent No.:** **US D701,434 S**  
(45) **Date of Patent:** **\*\* Mar. 25, 2014**

- (54) **NAPKIN DISPENSER**
- (71) Applicant: **SCA Hygiene Products AB**, Göteborg (SE)
- (72) Inventor: **Rodney A. Wilson, Jr.**, Wilmington, DE (US)
- (73) Assignee: **SCA Hygiene Products AB**, Göteborg (SE)

5,090,592 A *	2/1992	Petterson et al.	221/55
5,102,007 A *	4/1992	Petterson et al.	221/6
5,156,293 A *	10/1992	Petterson et al.	220/326
D331,515 S *	12/1992	Petterson et al.	D6/518
D493,312 S *	7/2004	Collins et al.	D6/518
D507,138 S	7/2005	Hochtritt et al.	
6,981,610 B2 *	1/2006	Smiley et al.	221/33
D526,165 S	8/2006	Burns et al.	
D527,587 S	9/2006	Zeiron	
D528,871 S	9/2006	Zeiron	

(Continued)

(\*\*) Term: **14 Years**

**FOREIGN PATENT DOCUMENTS**

(21) Appl. No.: **29/467,392**

AU	307524 S	6/2006
RU	67907 S	9/2008

(22) Filed: **Sep. 18, 2013**

**OTHER PUBLICATIONS**

**Related U.S. Application Data**

(62) Division of application No. 29/414,208, filed on Feb. 27, 2012, now Pat. No. Des. 692,730.

Office Action dated Sep. 12, 2012, issued in corresponding Russian Patent Application No. 2012501546, and an English Translation thereof.

(30) **Foreign Application Priority Data**

Aug. 30, 2011 (EM) ..... 001293070

*Primary Examiner* — Terry Wallace

(51) **LOC (10) Cl.** ..... **07-06**

(74) *Attorney, Agent, or Firm* — Buchanan Ingersoll & Rooney PC

(52) **U.S. Cl.**  
USPC ..... **D7/631**

(58) **Field of Classification Search**  
USPC ..... D7/631-634; D6/518-525, 553, 567, D6/574, 542-545; 206/409, 233, 494, 206/77.1; 221/30-60, 208, 227, 279, 282, 221/284, 14, 92, 649, 146.1; 211/13.1, 211/86.01, 87.01

(57) **CLAIM**

The ornamental design for a napkin dispenser, as shown and described.

See application file for complete search history.

**DESCRIPTION**

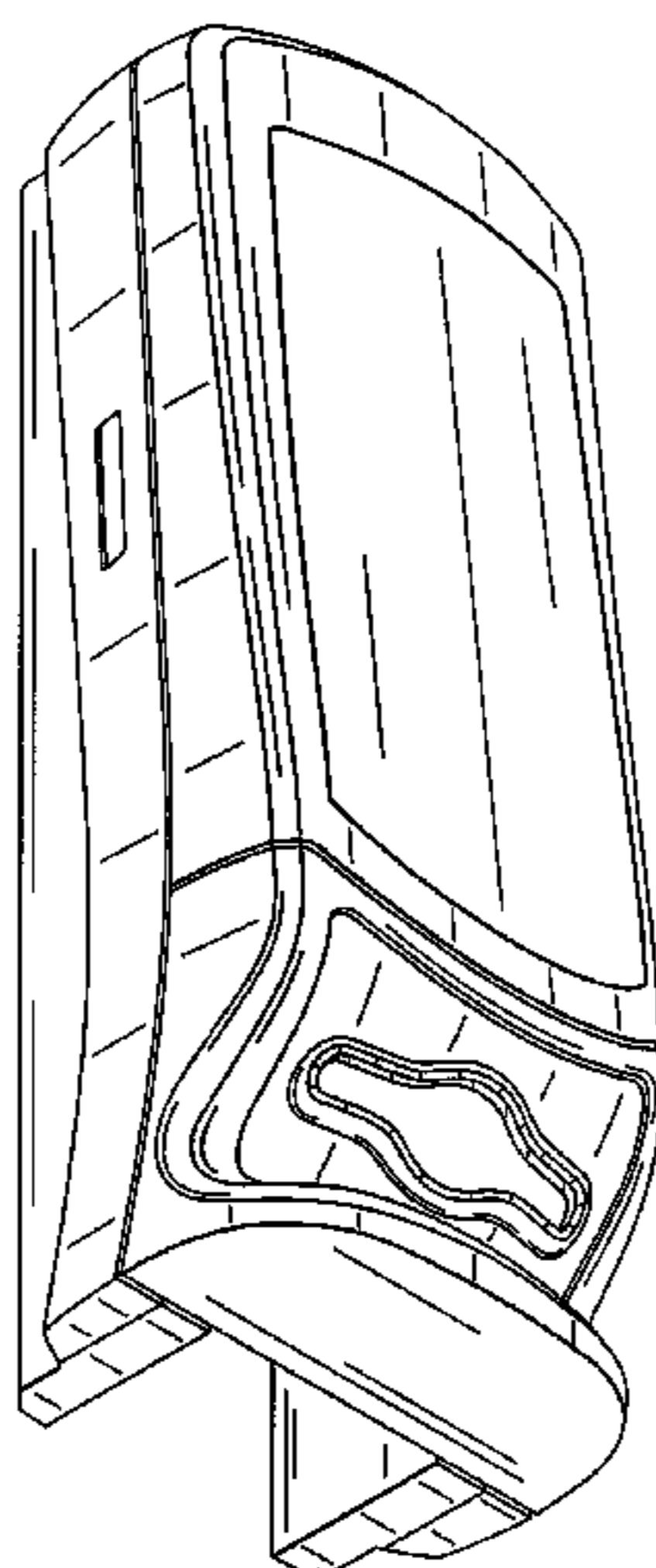
(56) **References Cited**

**U.S. PATENT DOCUMENTS**

2,426,136 A	8/1947	Agamaite, Jr.	
2,852,158 A	9/1958	Jones et al.	
4,491,242 A *	1/1985	Trinidad	221/312 R

FIG. 1 is a top plan view of a napkin dispenser showing our new design.  
FIG. 2 is a bottom view thereof.  
FIG. 3 is a side elevational view thereof.  
FIG. 4 is a side elevational view thereof showing a side opposite that shown in FIG. 3.  
FIG. 5 is a front elevational view thereof.  
FIG. 6 is a rear elevational view thereof; and,  
FIG. 7 is a perspective view thereof.

**1 Claim, 4 Drawing Sheets**



(56)

**References Cited**

U.S. PATENT DOCUMENTS

7,134,571	B2 *	11/2006	Hochtritt et al. ....	221/44	D623,452	S	9/2010	McNeely et al.	
D552,428	S	10/2007	Zeiron		D630,873	S *	1/2011	Kuehneman et al. ....	D6/518
D568,655	S	5/2008	Friesen et al.		D649,820	S	12/2011	Stutzel	
7,543,719	B2	6/2009	Young et al.		D666,035	S	8/2012	Velazquez et al.	
D604,996	S	12/2009	Kuehneman et al.		D675,851	S	2/2013	Wilson	
D613,536	S	4/2010	Pattberg		2003/0019880	A1	1/2003	Timmers et al.	
					2005/0056657	A1 *	3/2005	Hochtritt et al. ....	221/45
					2005/0150898	A1 *	7/2005	Young et al. ....	221/53
					2006/0071012	A1 *	4/2006	Reinsel et al. ....	221/59

\* cited by examiner

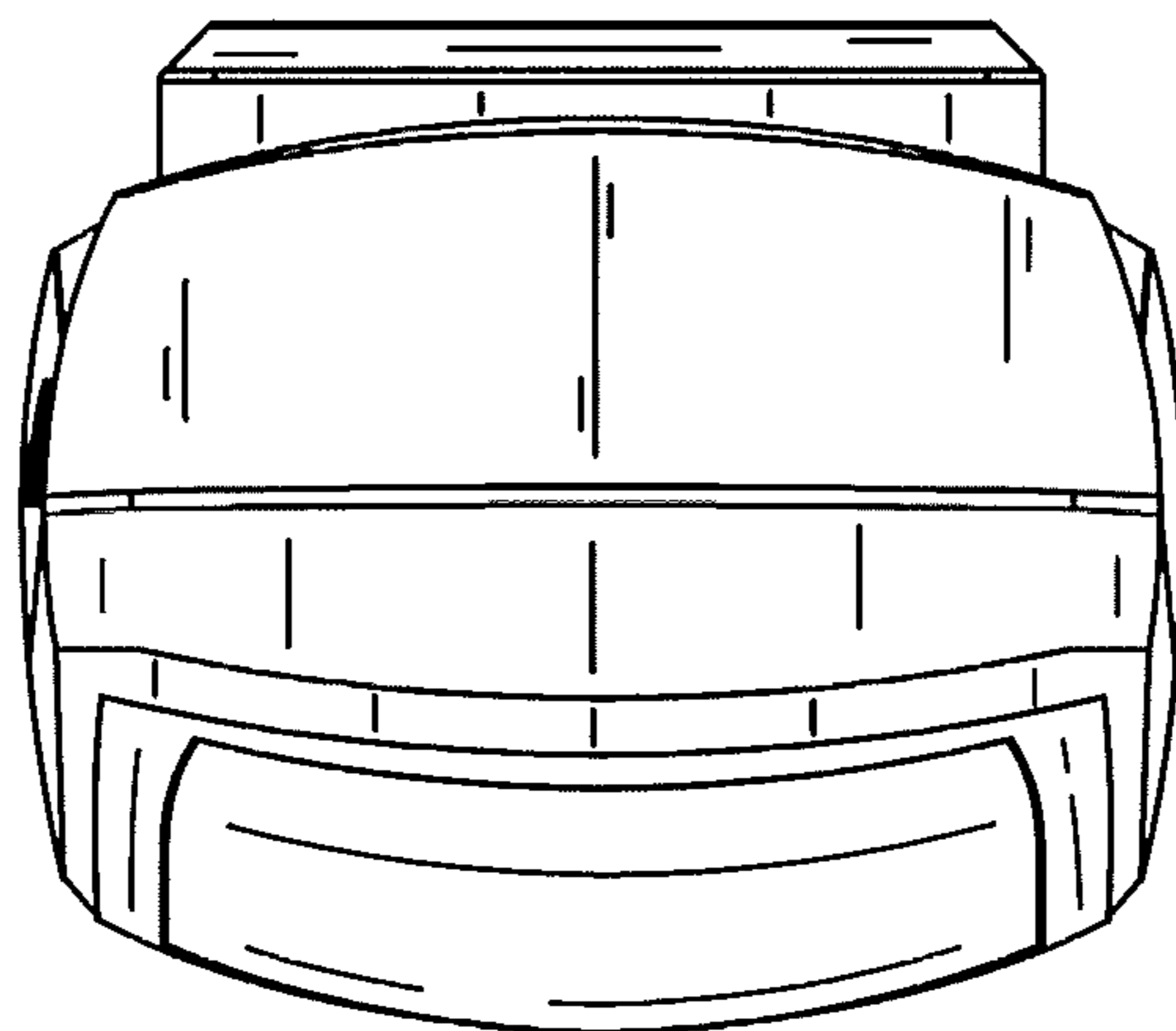


FIG. 1

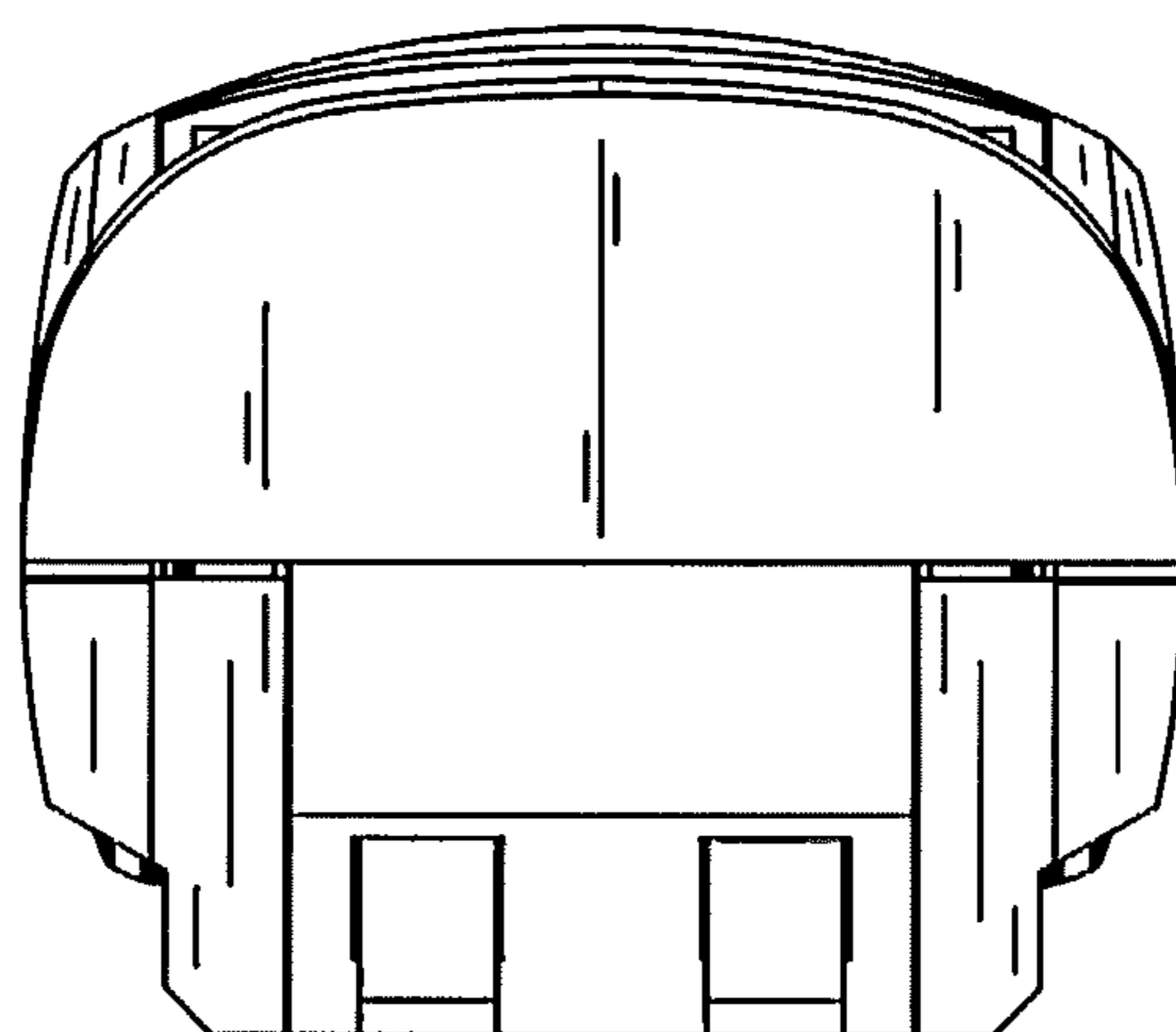


FIG. 2

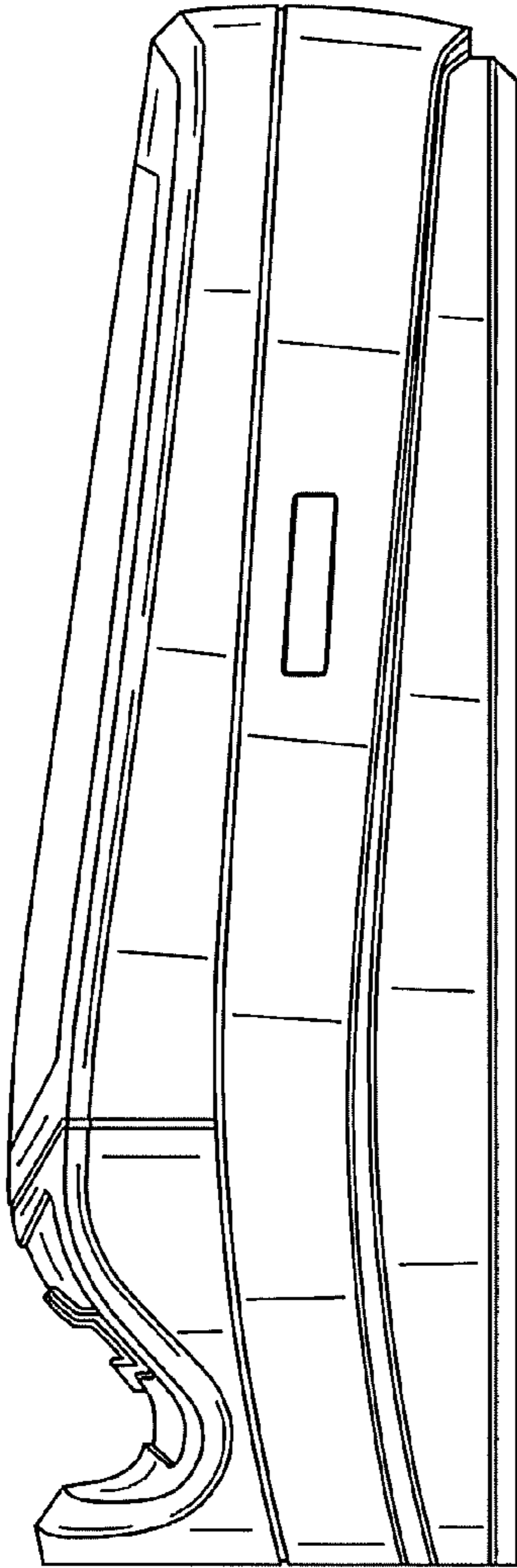


FIG. 3

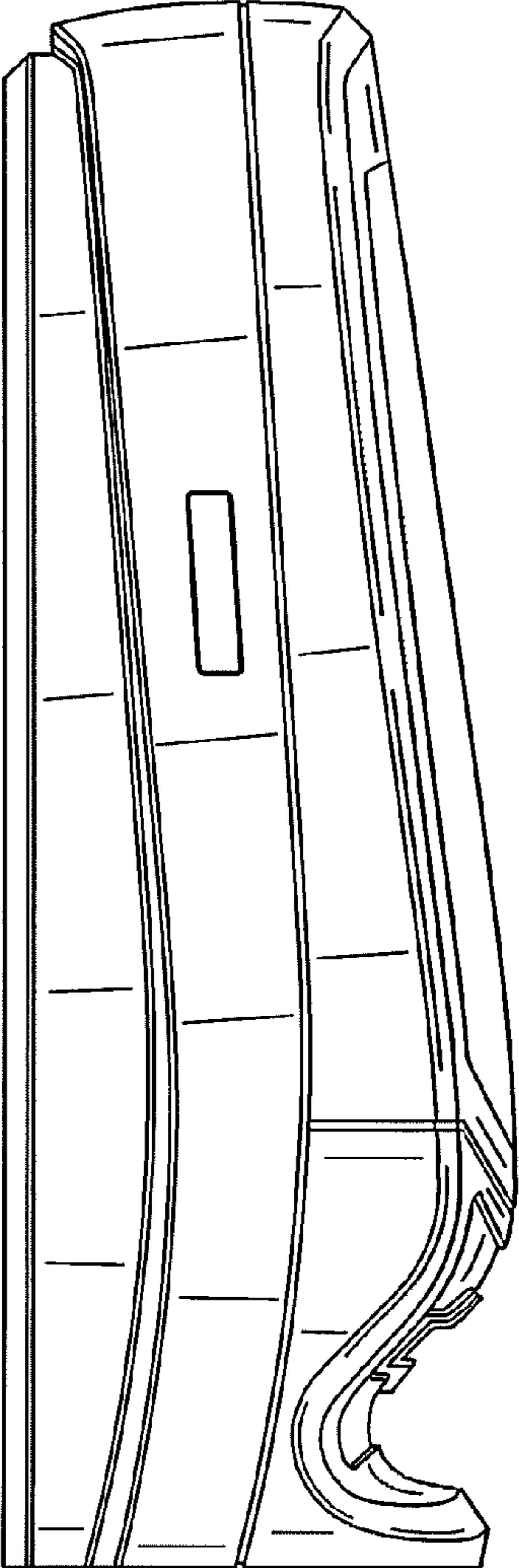


FIG. 4

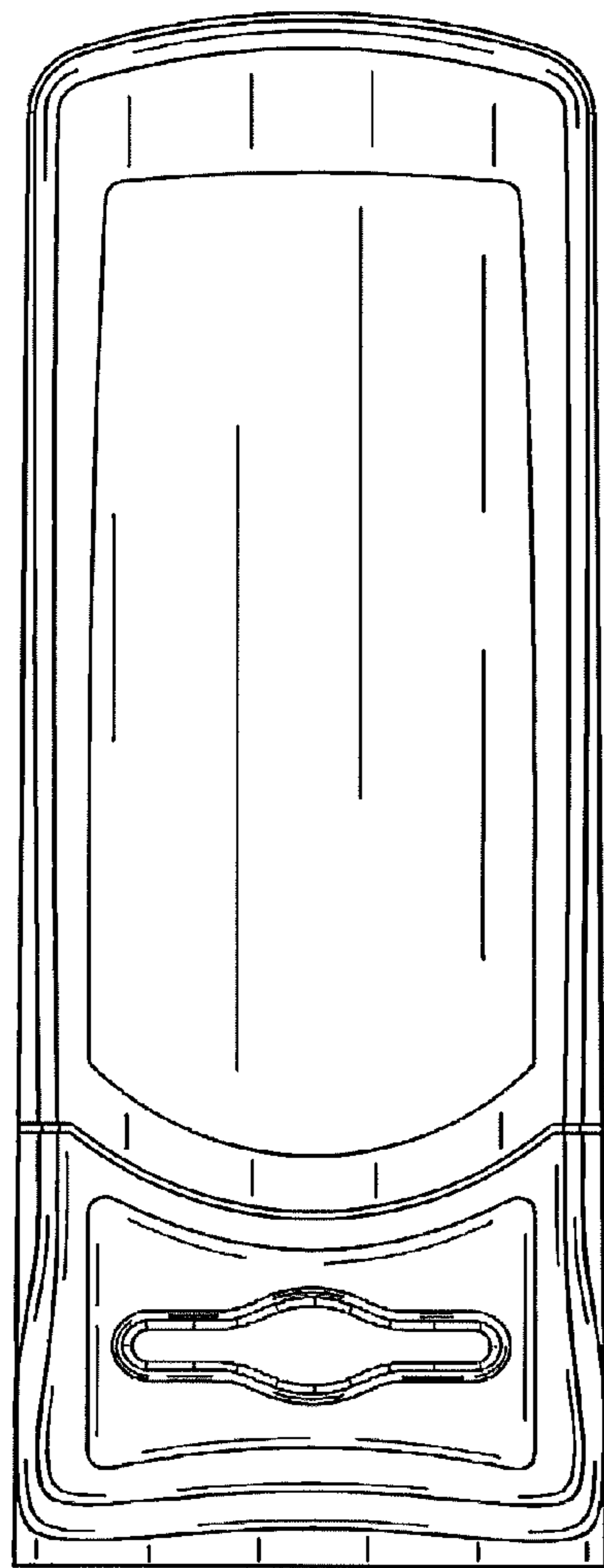


FIG. 5

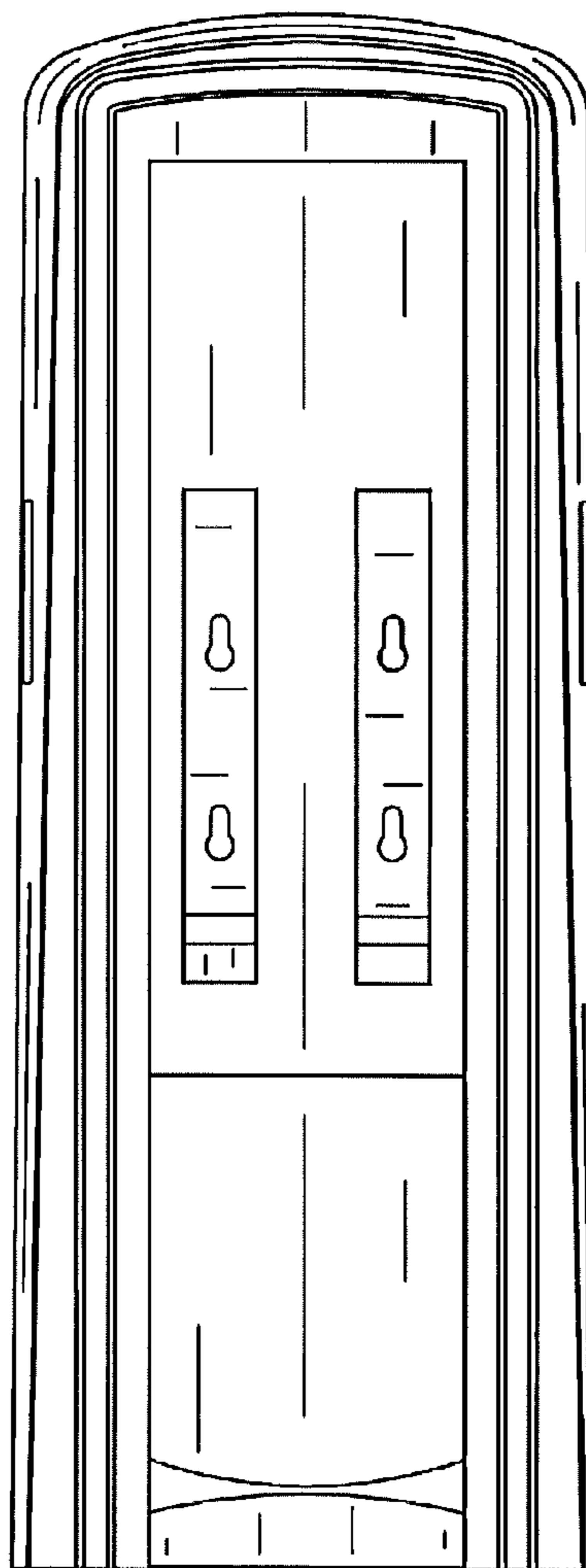


FIG. 6

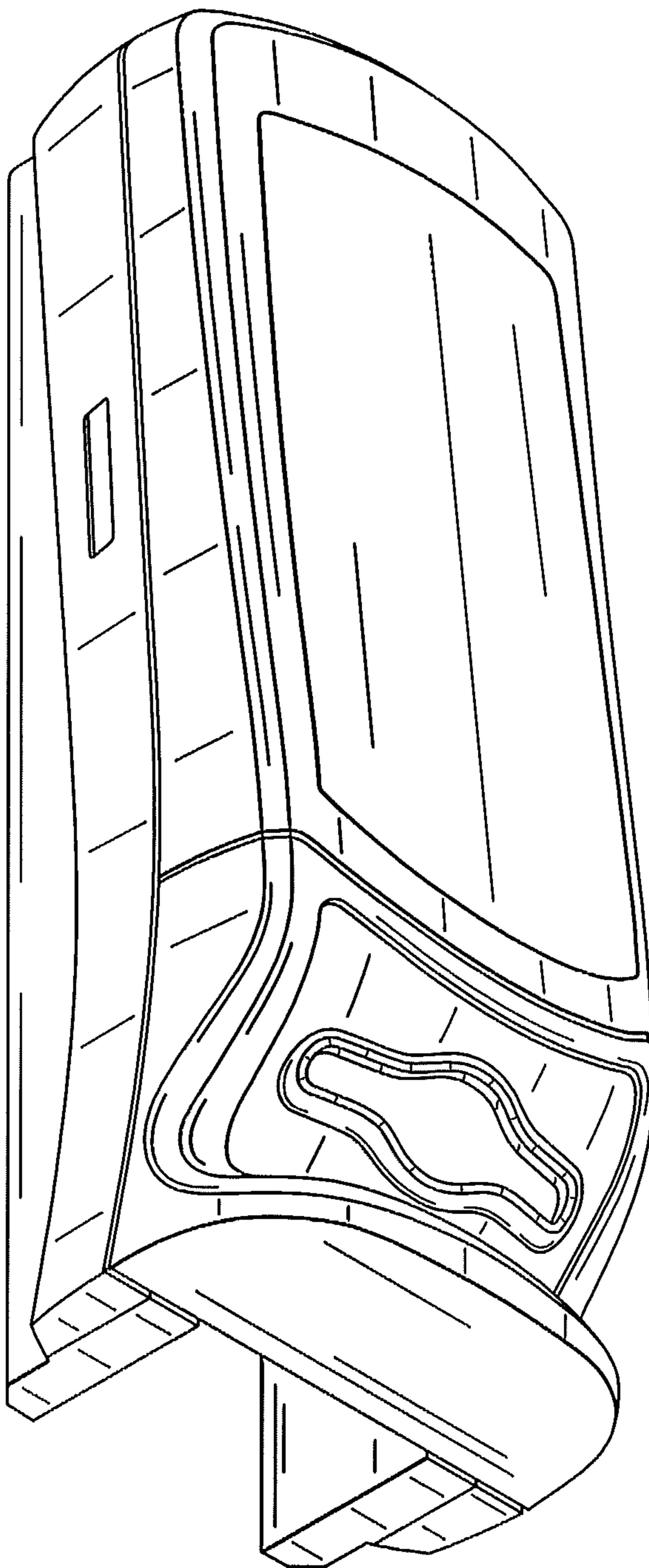


FIG. 7