



US00D701431S

(12) **United States Design Patent**  
**Tsai**

(10) **Patent No.:** **US D701,431 S**  
(45) **Date of Patent:** **\*\* Mar. 25, 2014**

(54) **DRAWER**

(71) Applicant: **Dongguan Master United Plastic & Hardware Products Co., Ltd.**  
Dongguan (CN)

(72) Inventor: **Tsung-Yu Tsai**, Changhua (TW)

(73) Assignee: **Dongguan Master United Plastic & Hardware Products Co., Ltd.**  
Dongguan, Guandong Province (CN)

(\*\*) Term: **14 Years**

(21) Appl. No.: **29/444,790**

(22) Filed: **Feb. 4, 2013**

(51) **LOC (10) Cl.** ..... **07-06**

(52) **U.S. Cl.**  
USPC ..... **D7/600.1**

(58) **Field of Classification Search**  
USPC ..... D7/600, 600.1–600.4, 392, 397, 589,  
D7/590, 596, 597, 601, 602, 609, 610, 612,  
D7/614, 615, 620–623, 628–632, 637–641,  
D7/701–708, 708.1, 709, 710;  
D3/304–315, 317, 319, 302; D6/559,  
D6/560, 566, 567, 570, 571, 573, 574, 512,  
D6/705, 705.1, 705.2, 705.3, 705.4, 705.5,  
D6/705.6, 705.7, 706, 707, 707.1, 707.19,  
D6/707.15, 627, 628, 629, 631, 654,  
D6/654.11, 654.12, 654.13, 654.14,  
D6/654.15, 654.18, 654.19, 654.2, 654.22,  
D6/654.21, 655, 655.11, 655.12, 655.13,  
D6/655.14, 655.15, 655.17, 655.18,  
D6/665.19, 665.2, 665.22, 655.23, 691.9,  
D6/692.4, 692.5, 693.1, 693.2; D19/75,  
D19/77, 78, 83, 86, 92; 206/511, 557, 560,  
206/510, 513, 503; 211/1, 10, 13.1, 69.1,  
211/69.5, 70, 70.1, 70.6, 74, 77, 78, 85.1,  
211/85.2, 85.4, 85.5, 85.31, 126.9, 126.11,  
211/126.15, 129.1, 131.1, 133.2, 133.4,  
211/134, 133.5, 133.6, 181.1, 182;  
312/323, 330.1, 334.1, 334.27, 408,  
312/410, 334.44; 220/485

See application file for complete search history.

(56) **References Cited**

U.S. PATENT DOCUMENTS

D315,925 S *	4/1991	Rich	.....	D19/92
D628,444 S *	12/2010	Snider	.....	D7/600.1
D628,445 S *	12/2010	Snider	.....	D7/600.1
D644,491 S *	9/2011	Snider	.....	D7/600.1
D659,481 S *	5/2012	Tiemann	.....	D7/600.1
D660,088 S *	5/2012	Tiemann	.....	D7/600.1
D661,951 S *	6/2012	Tiemann	.....	D7/600.1
D674,213 S *	1/2013	Hertaus	.....	D6/663
D676,265 S *	2/2013	Tawil	.....	D6/705
D676,715 S *	2/2013	Tsai	.....	D7/600.1
D679,954 S *	4/2013	Snider	.....	D7/600.1
D680,380 S *	4/2013	Tiemann	.....	D7/600.1
D680,381 S *	4/2013	Tsai	.....	D7/600.1
D681,398 S *	5/2013	Tsai	.....	D7/600.1
D682,039 S *	5/2013	Tiemann	.....	D7/600.4
D684,404 S *	6/2013	Hertaus	.....	D6/705
D688,902 S *	9/2013	Hertaus	.....	D6/663

\* cited by examiner

*Primary Examiner* — Ian Simmons

*Assistant Examiner* — Shannon Morgan

(74) *Attorney, Agent, or Firm* — Muncy, Geissler, Olds & Lowe, P.C.

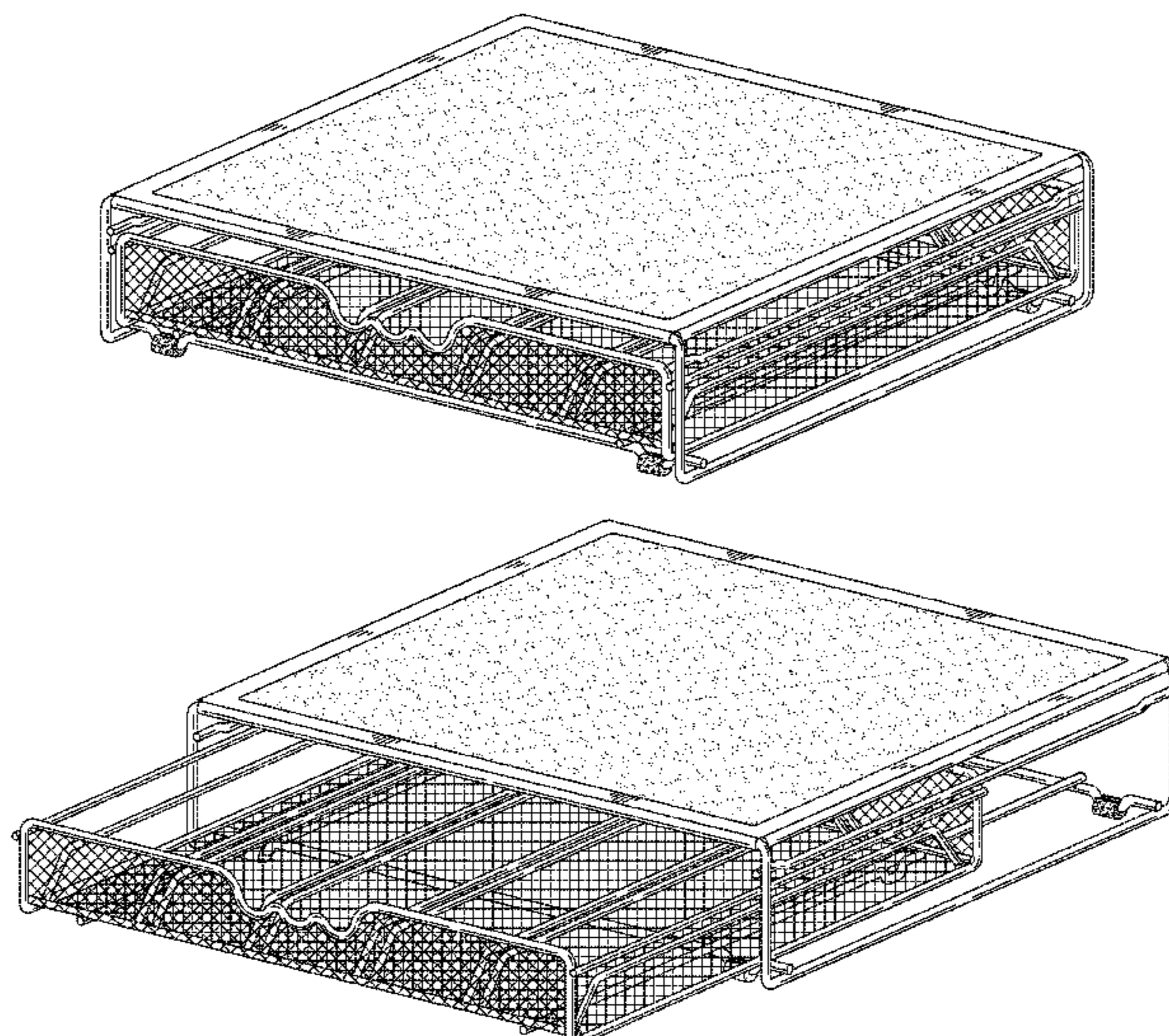
(57) **CLAIM**

The ornamental design for a drawer, as shown and described.

**DESCRIPTION**

FIG. 1 is a front, right perspective view of a drawer showing my new design;  
FIG. 2 is a front elevational view thereof;  
FIG. 3 is a rear elevational view thereof;  
FIG. 4 is a left side elevational view thereof;  
FIG. 5 is a right side elevational view thereof;  
FIG. 6 is a top plan view thereof;  
FIG. 7 is a bottom plan view thereof; and,  
FIG. 8 is a front, right perspective view shown partially open thereof.

**1 Claim, 6 Drawing Sheets**





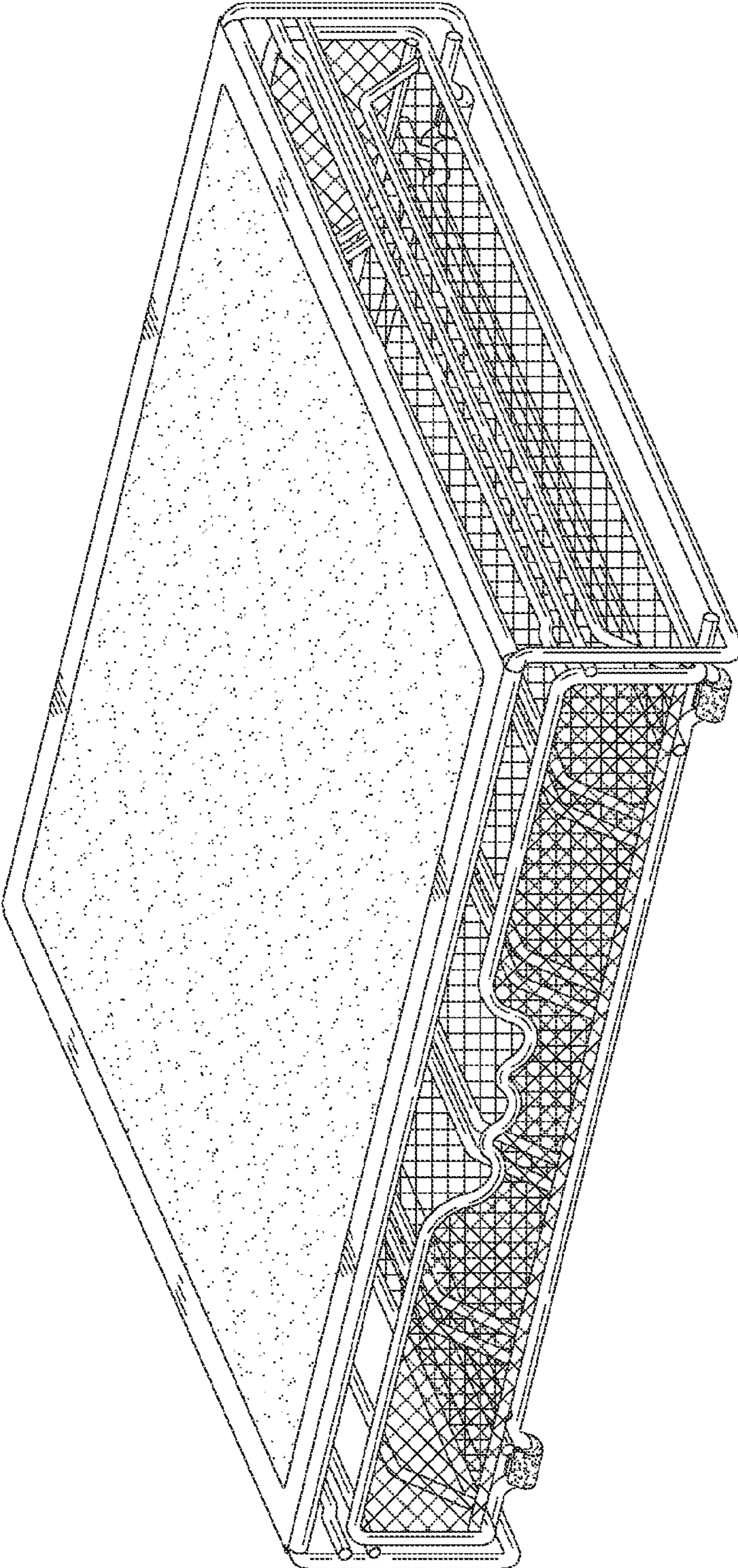


FIG. 1

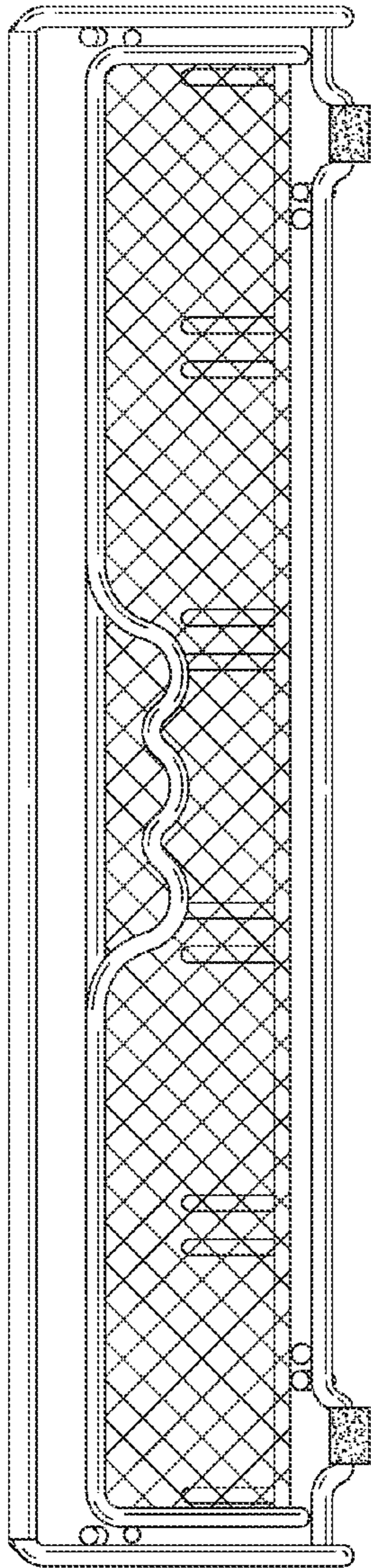


FIG. 2

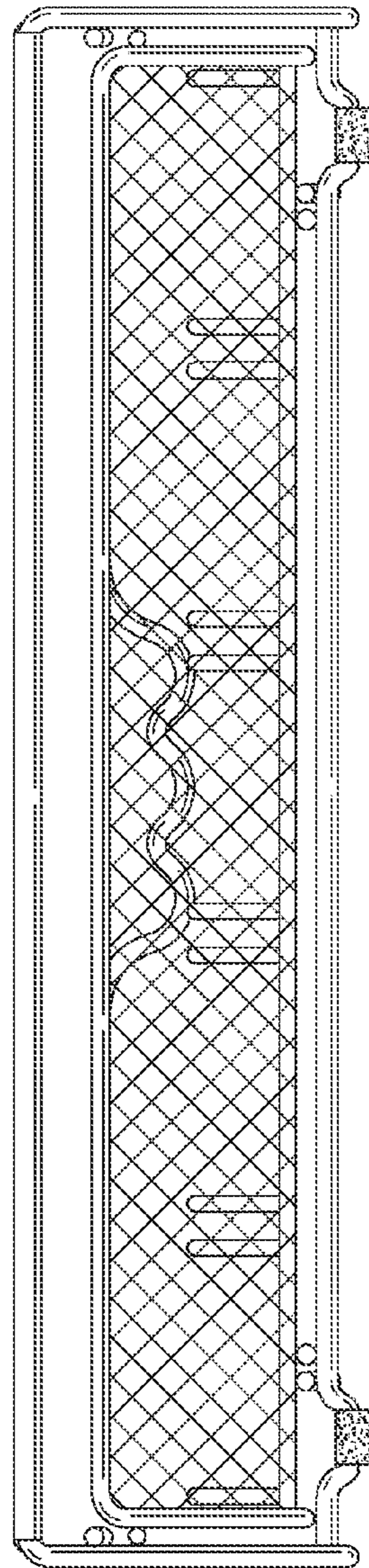


FIG. 3






FIG. 4




FIG. 5




FIG. 6






FIG. 7



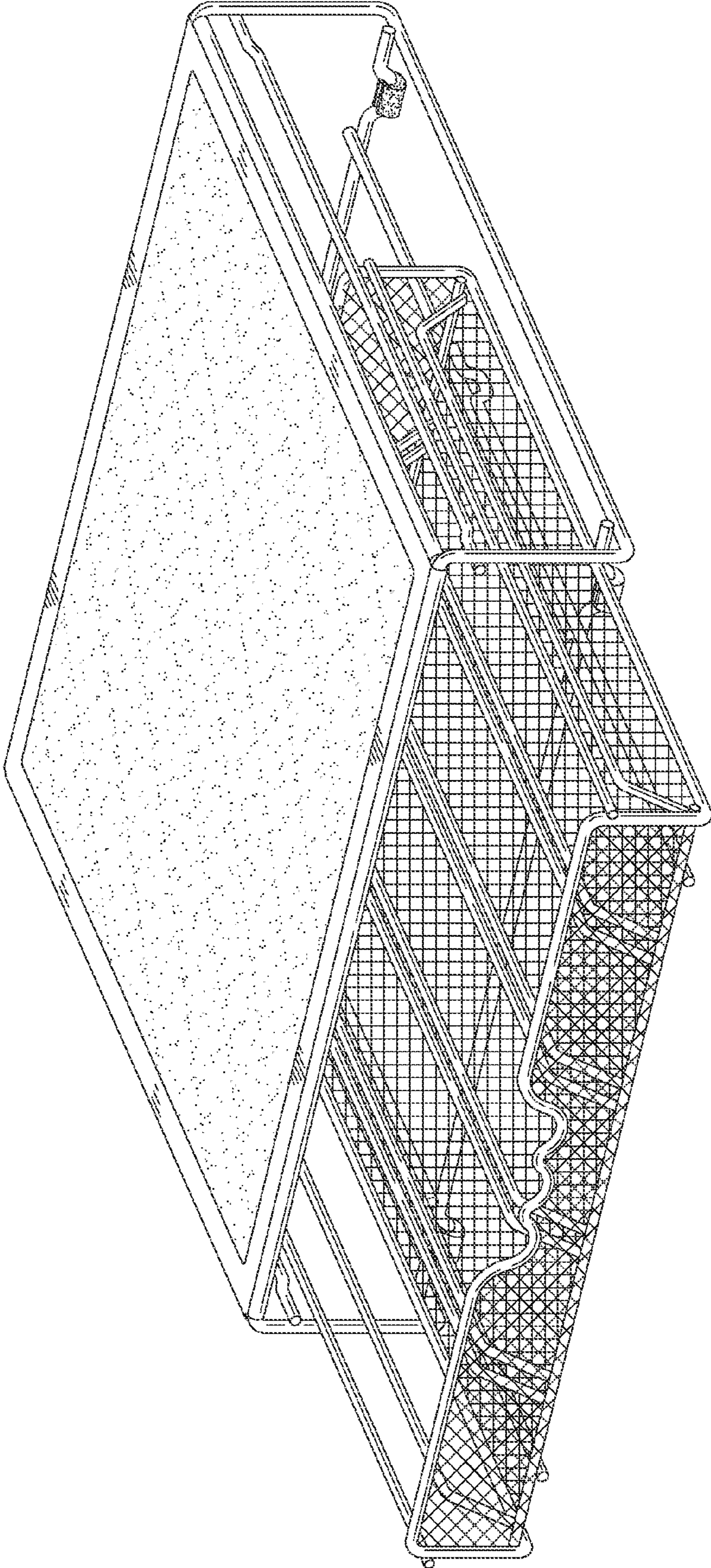


FIG. 8