



US00D701413S

(12) **United States Design Patent**
Hill

(10) **Patent No.:** **US D701,413 S**

(45) **Date of Patent:** **** Mar. 25, 2014**

(54) **COOKTOP WITH
GRAPHICALLY-SIMULATED
THREE-DIMENSIONAL EFFECT**

(75) Inventor: **Eric Andrew Hill**, Holland, MI (US)

(73) Assignee: **Whirlpool Corporation**, Benton Harbor, MI (US)

(**) Term: **14 Years**

(21) Appl. No.: **29/430,589**

(22) Filed: **Aug. 28, 2012**

(51) **LOC (10) Cl.** **07-02**

(52) **U.S. Cl.**
USPC **D7/346; D7/407**

(58) **Field of Classification Search**
USPC D5/7, 53, 56, 60; D7/323, 336, 337,
D7/339, 340, 346, 347, 348, 402-409,
D7/387; D21/705; D25/109; 248/176.2,
248/152; 431/326, 10; 501/95.1; 126/39 A,
126/39 R, 39 J, 211, 214 A, 214 C, 217, 218,
126/215, 216, 152 R; 219/460.1-464.1, 506,
219/621-624, 627, 480, 483, 445.1, 660,
219/665, 448.12; 307/104; 99/340, 342,
99/339; 432/176

See application file for complete search history.

(56) **References Cited**

U.S. PATENT DOCUMENTS

D59,078 S * 9/1921 Hamlin D7/407
D188,780 S * 9/1960 Kates D7/409
D236,790 S * 9/1975 Bruno et al. D7/388
D346,531 S * 5/1994 Stephen et al. D7/409

D402,156 S * 12/1998 Meyer D7/407
5,989,013 A * 11/1999 Gray 431/326
D433,875 S * 11/2000 Schroeter D7/409
D515,824 S * 2/2006 Leisch et al. D5/53
D525,437 S * 7/2006 Leisch et al. D5/53
D525,483 S * 7/2006 Schutts D7/407
D557,981 S * 12/2007 Ross D7/407
D568,683 S * 5/2008 Glynn D7/407
D616,569 S * 5/2010 Bresciani et al. D25/109
D623,014 S * 9/2010 Alden et al. D7/409
7,984,885 B2 * 7/2011 Lion et al. 248/176.2
D649,208 S * 11/2011 Crawley et al. D21/705
2003/0198781 A1 * 10/2003 Weder 428/152
2004/0132607 A1 * 7/2004 Wood et al. 501/95.1

* cited by examiner

Primary Examiner — Caron D Veynar
Assistant Examiner — Martie K Holtje

(57) **CLAIM**

I claim the ornamental design for a cooktop with graphically-simulated three-dimensional effect, as shown and described.

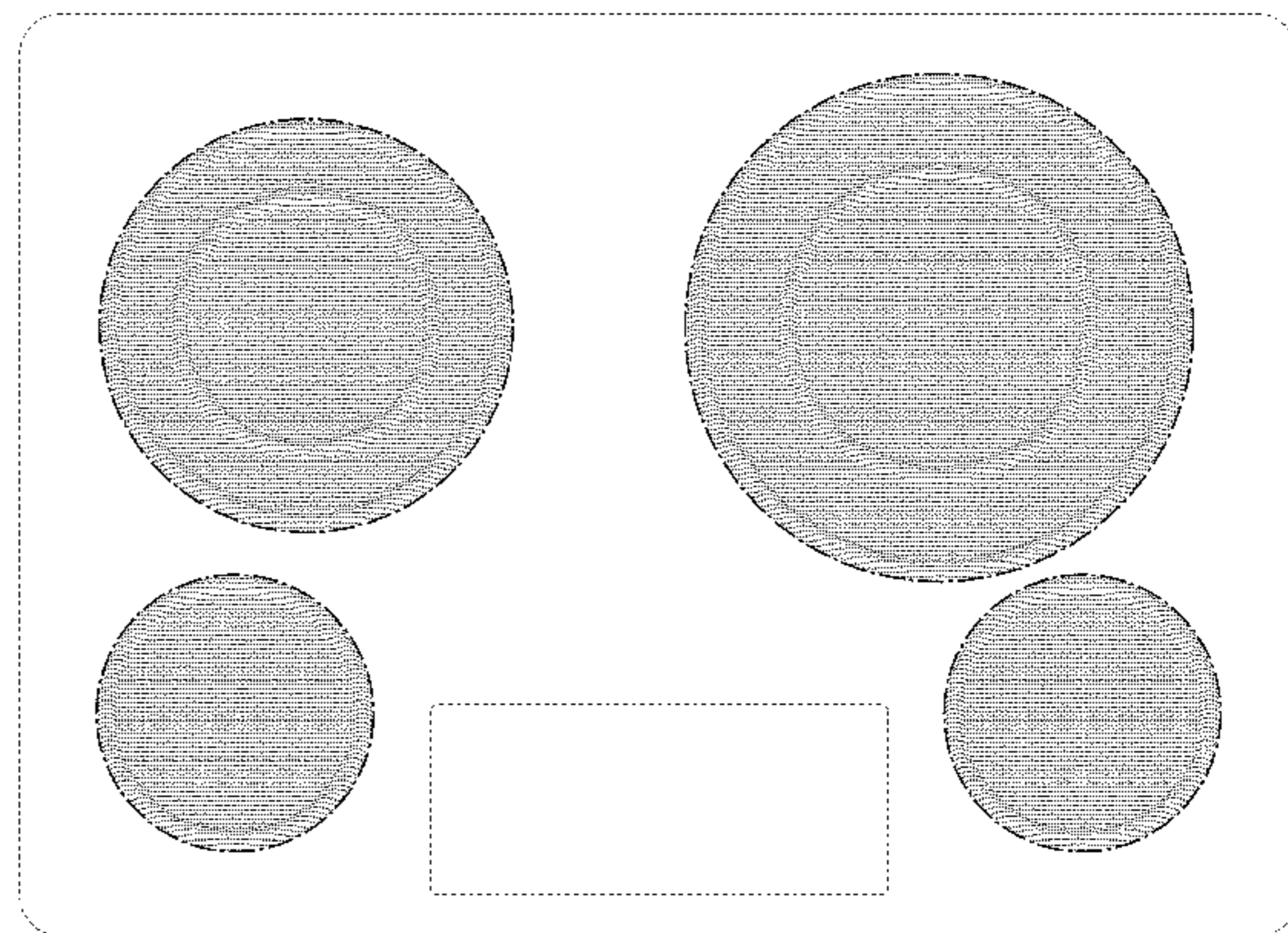
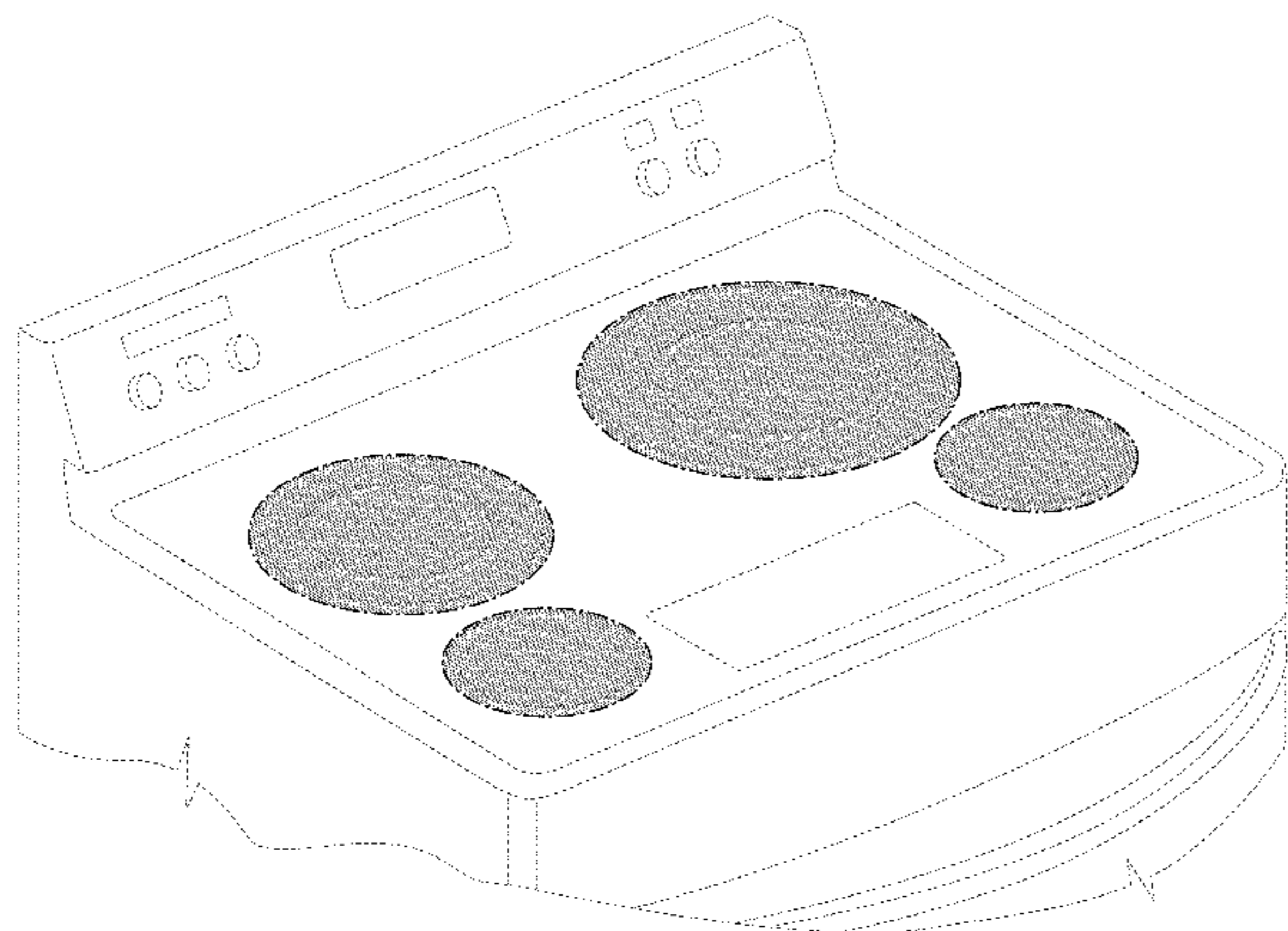
DESCRIPTION

FIG. 1 is a top, left perspective view of a cooktop with graphically-simulated three-dimensional effect showing my new design; and,
FIG. 2 is a top plan view thereof.

The broken lines depicting the top portions of the cooking oven appliance in the views have been shown for the purpose of illustrating environmental features that form no part of the claimed design.

The broken lines comprised of dots and dashes that encircle the burner element represent the boundaries between claimed and unclaimed subject matter.

1 Claim, 2 Drawing Sheets



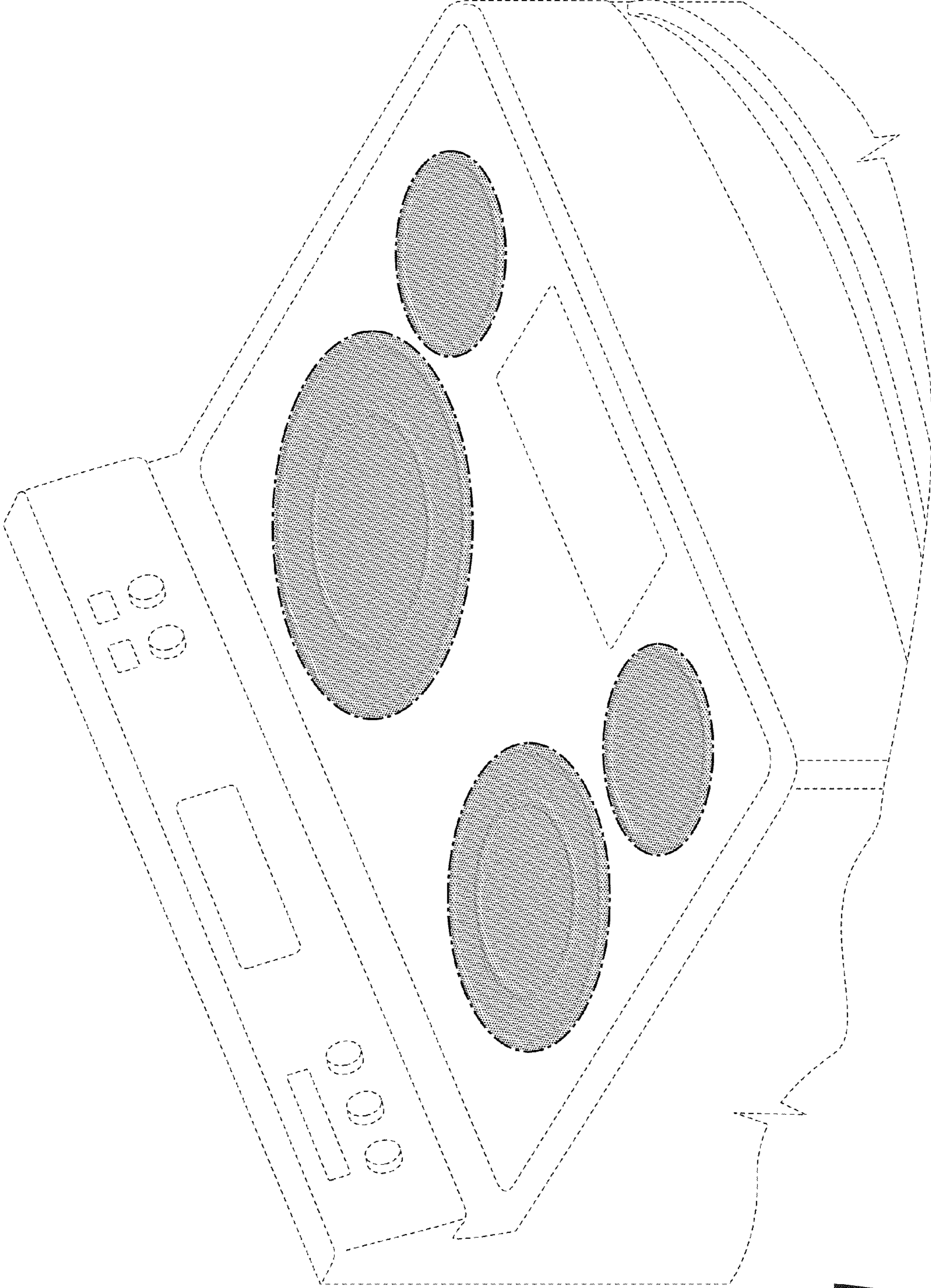


FIG. 1




FIG. 2