



US00D701404S

(12) **United States Design Patent**
Thompson

(10) **Patent No.:** **US D701,404 S**
(45) **Date of Patent:** **** Mar. 25, 2014**

(54) **COFFEE TABLE**

(76) Inventor: **Mahdi Thompson**, Westfield, IN (US)

(**) Term: **14 Years**

(21) Appl. No.: **29/431,640**

(22) Filed: **Sep. 10, 2012**

(51) **LOC (10) Cl.** **06-04**

(52) **U.S. Cl.**
USPC **D6/671**

(58) **Field of Classification Search**
USPC D6/657, 663, 664, 664.1, 668.2, 669,
D6/671, 671.1, 691, 691.1; 312/114, 117,
312/122, 138.1, 204, 257.1, 330.1; D3/297
See application file for complete search history.

(56) **References Cited**

U.S. PATENT DOCUMENTS

D178,055 S *	6/1956	Herrmann	D6/657
D254,882 S *	5/1980	Kempf	D6/657
D259,316 S *	5/1981	Offredi	D6/657
D267,463 S *	1/1983	Thompson	D6/664
D288,877 S *	3/1987	Koopman	D6/671.1
D314,211 S *	1/1991	Bankier	D6/657
D343,969 S *	2/1994	Ball	D6/671.1
D383,936 S *	9/1997	McCracken	D6/671.1
D389,469 S *	1/1998	Stovall	D6/671.1
D393,762 S *	4/1998	Khajavi	D6/671.1
D414,057 S *	9/1999	Walters et al.	D6/691.1
D437,507 S *	2/2001	Hazen et al.	D6/691.1
D439,743 S *	4/2001	DeVance	D3/297
D451,700 S *	12/2001	Vaaler	D6/671.1

D454,723 S *	3/2002	O'Hare	D6/671.1
D458,771 S *	6/2002	Maitland-Smith	D6/671.1
D507,897 S *	8/2005	Juneau et al.	D6/663
D558,485 S *	1/2008	Wise	D6/668.2
D663,136 S *	7/2012	Thompson	D6/671

* cited by examiner

Primary Examiner — Mimososa De

(74) *Attorney, Agent, or Firm* — Brannon Sowers & Cracraft PC

(57) **CLAIM**

The ornamental design for a coffee table, as shown and described.

DESCRIPTION

FIG. 1 is a first perspective view of a coffee table showing my new design.

FIG. 2 is a perspective angled view of the coffee table of FIG. 1 with a series of drawers open.

FIG. 3 is second, opposite perspective view of the coffee table of FIG. 1.

FIG. 4 is a front side view of the coffee table of FIG. 1.

FIG. 5 is a top view of the coffee table of FIG. 1.

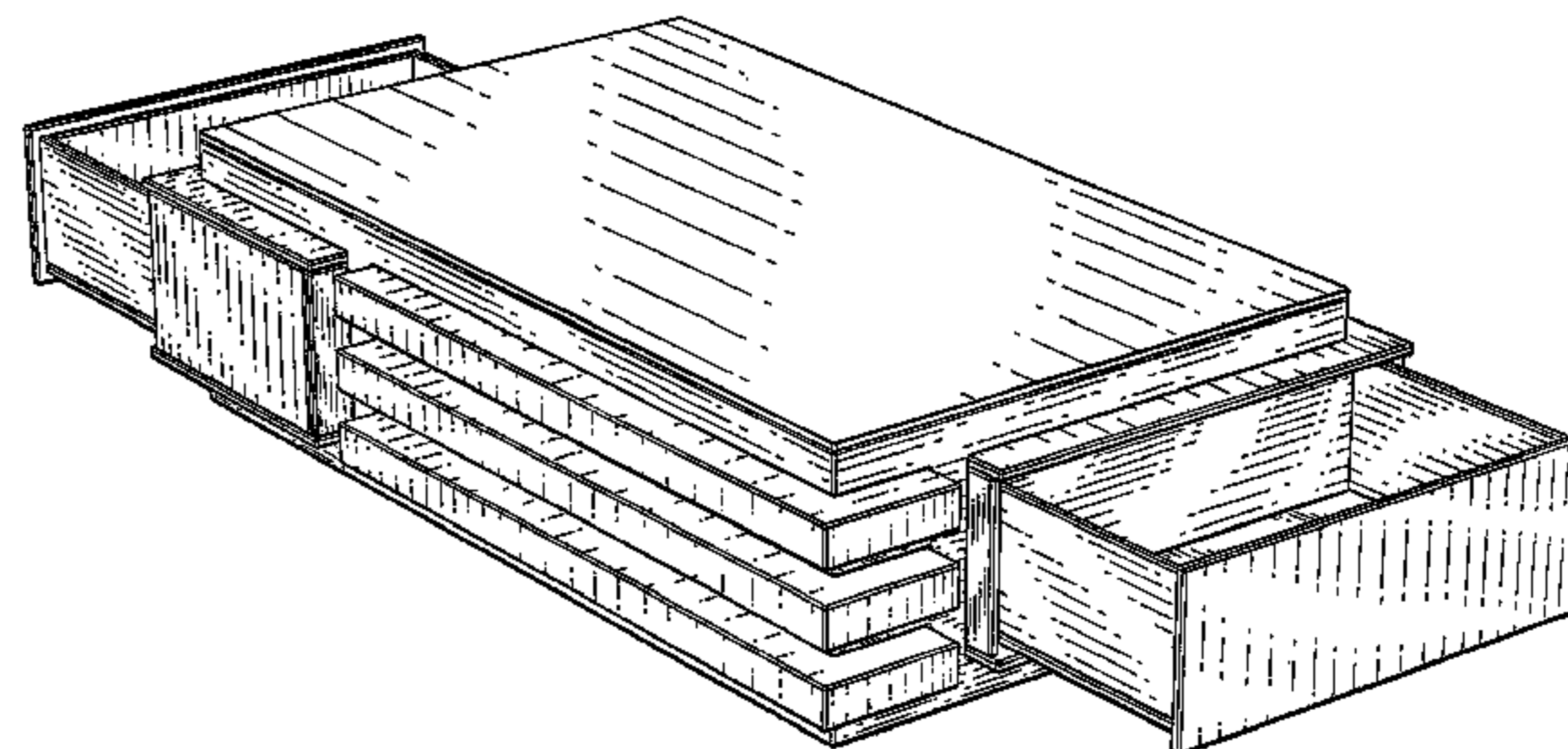
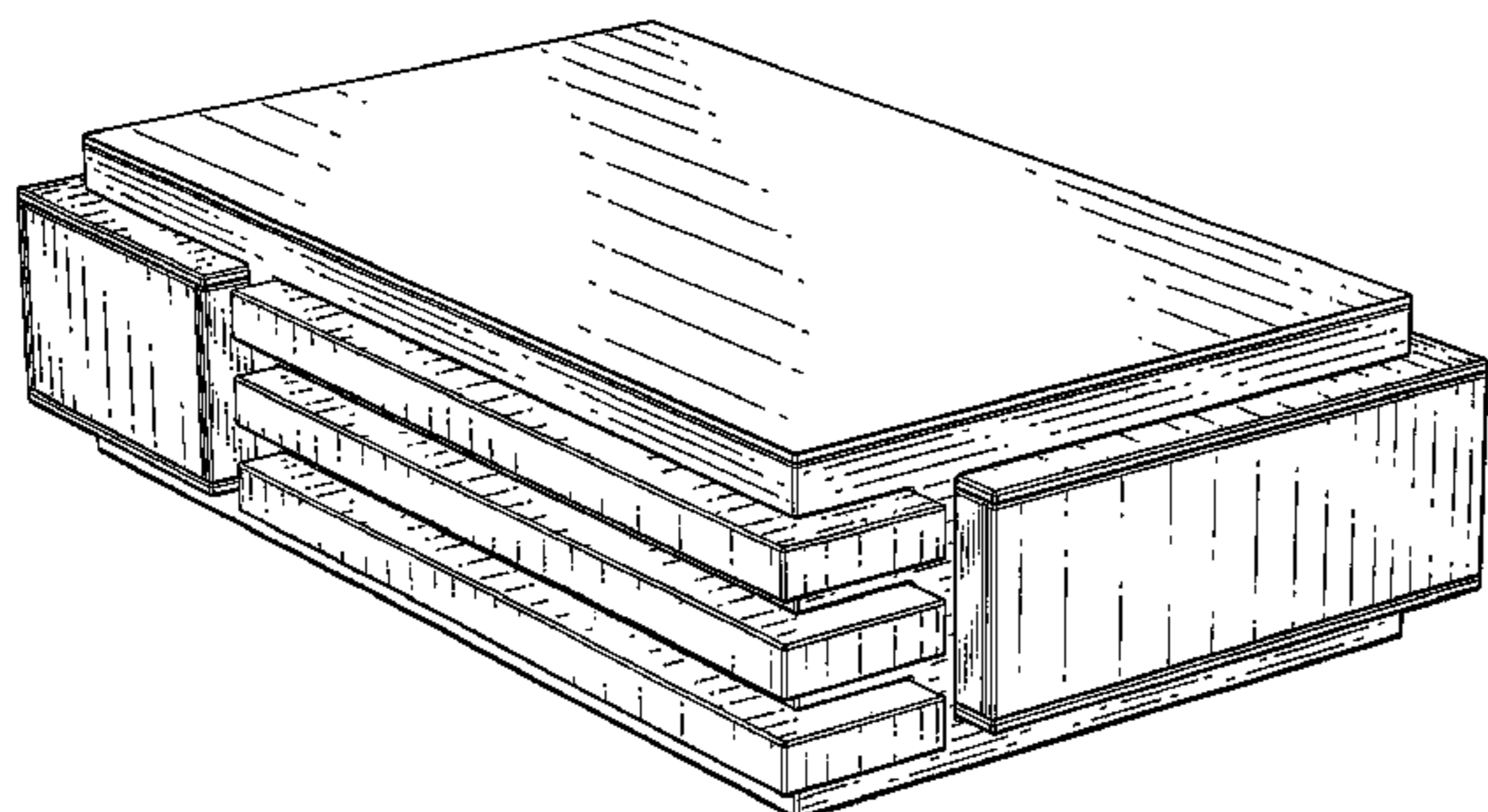
FIG. 6 is a side view of one end of the coffee table of FIG. 1.

FIG. 7 is a side view of one end of the coffee table of FIG. 1.

FIG. 8 is a rear side view of the coffee table of FIG. 1; and,

FIG. 9 is a bottom view of the coffee table of FIG. 1.

1 Claim, 8 Drawing Sheets



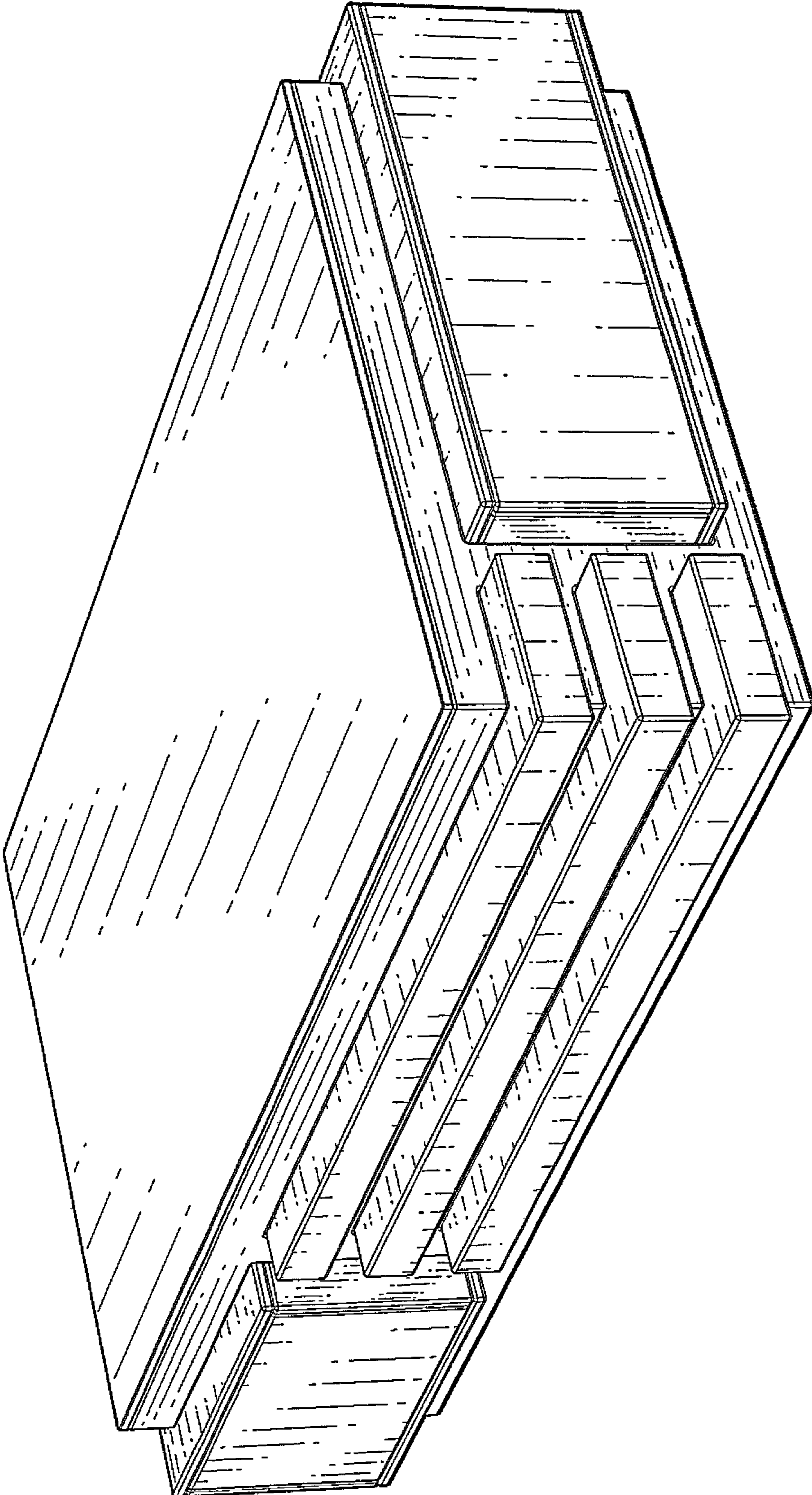


Fig. 1

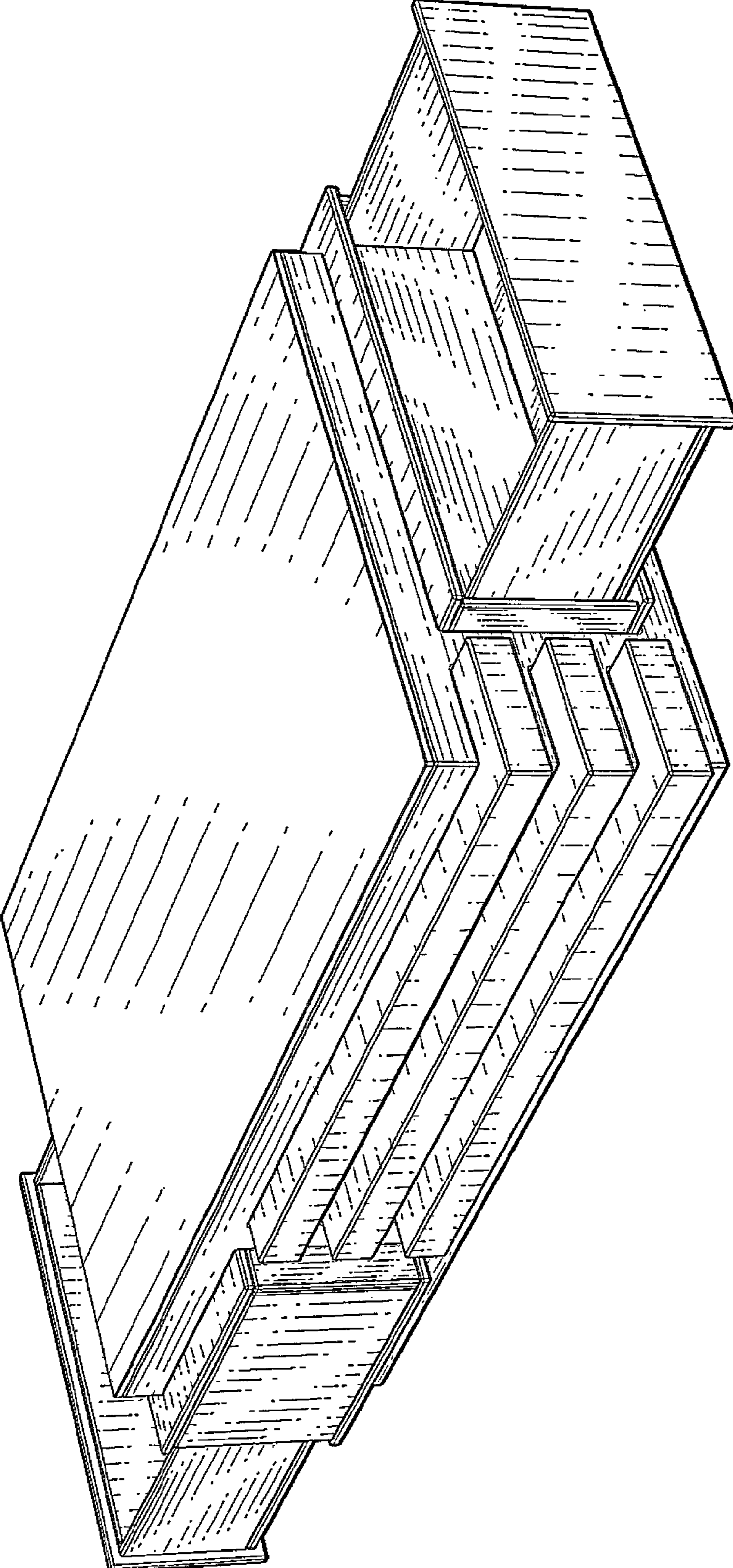


Fig. 2

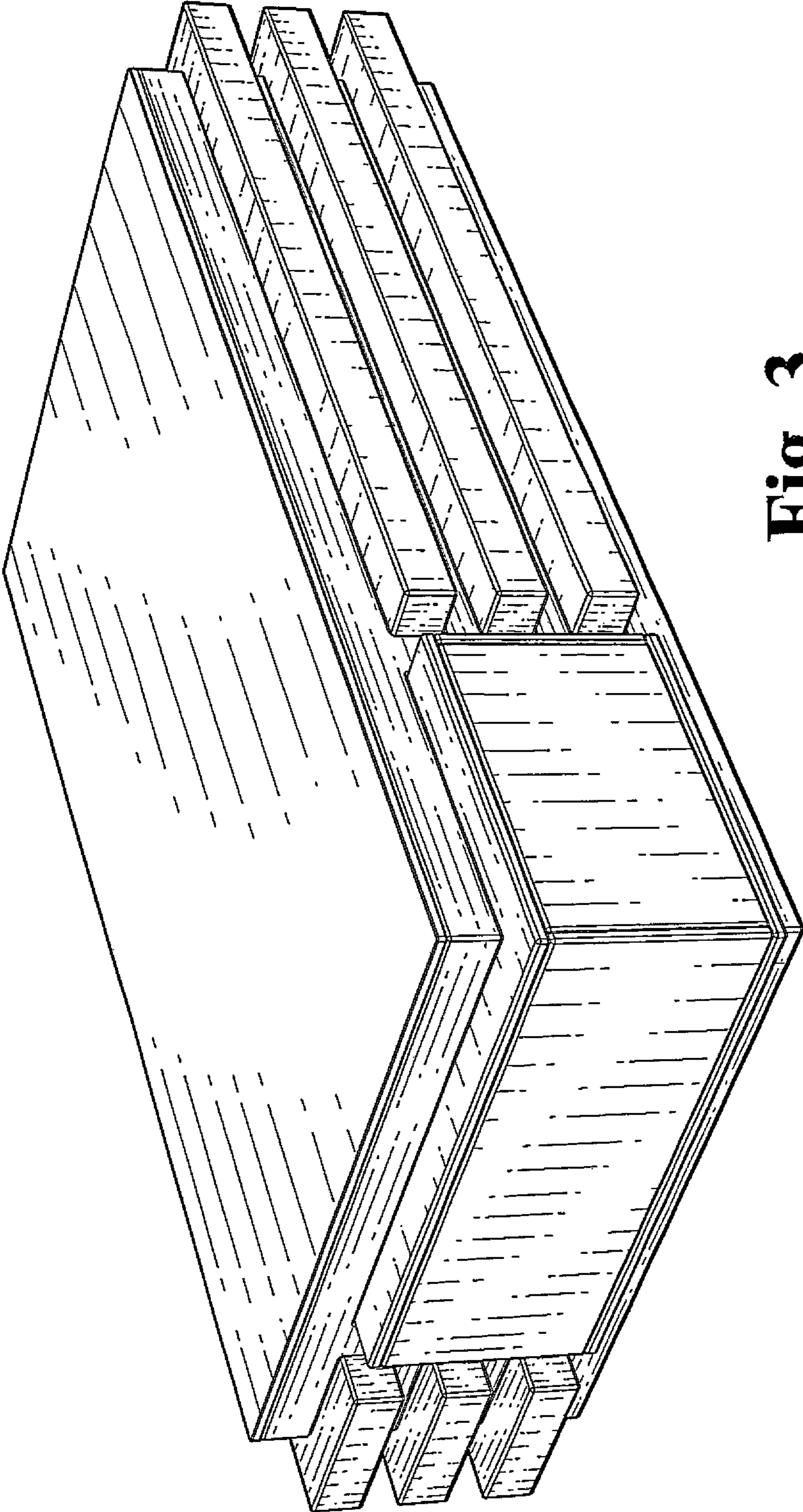


Fig. 3




Fig. 4

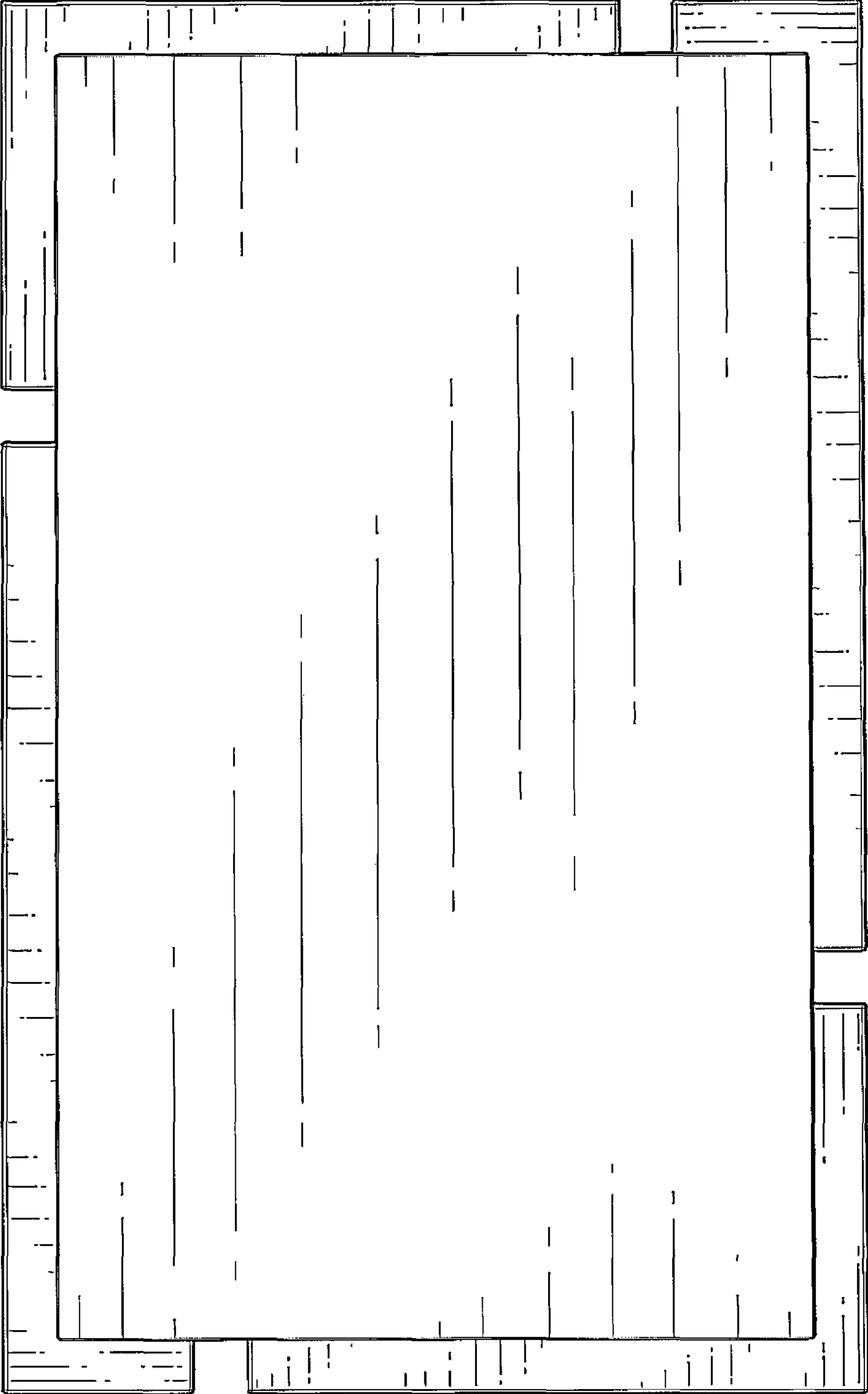


Fig. 5




Fig. 6




Fig. 7




Fig. 8

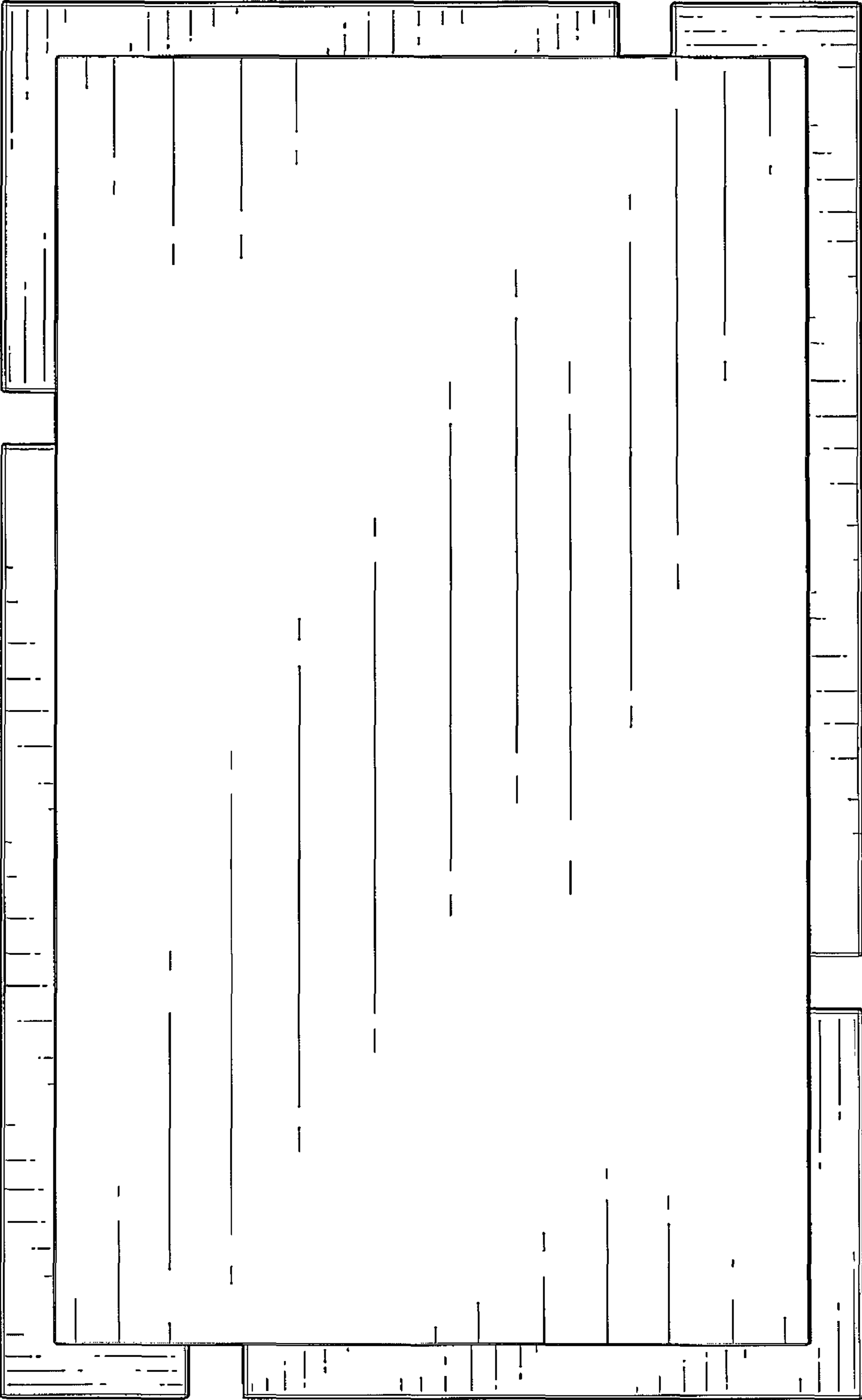


Fig. 9