



US00D701396S

(12) **United States Design Patent**  
**Mahlik, Jr.**

(10) **Patent No.:** **US D701,396 S**  
(45) **Date of Patent:** **\*\* Mar. 25, 2014**

(54) **ICE HOUSE ORGANIZER**

(76) Inventor: **Paul David Mahlik, Jr.**, Green Bay, WI  
(US)

(\*\*) Term: **14 Years**

(21) Appl. No.: **29/413,588**

(22) Filed: **Feb. 17, 2012**

(51) **LOC (10) Cl.** ..... **08-08**

(52) **U.S. Cl.**  
USPC ..... **D6/552**

(58) **Field of Classification Search**  
USPC ..... D6/552, 553, 567, 396; D22/109;  
211/13.1, 60.1, 64, 70.2, 70.6, 70.8;  
248/512, 520, 538; 43/21.2  
See application file for complete search history.

(56) **References Cited**

**U.S. PATENT DOCUMENTS**

D378,482 S \* 3/1997 Hall et al. .... D6/552  
D458,789 S \* 6/2002 Loika ..... D6/552  
D461,086 S \* 8/2002 Martinez ..... D6/552

D573,827 S \* 7/2008 Taggart et al. .... D6/552  
D655,548 S \* 3/2012 Lawrence ..... D6/552  
D677,091 S \* 3/2013 Monro ..... D6/552

\* cited by examiner

*Primary Examiner* — Brian N Vinson  
(74) *Attorney, Agent, or Firm* — Steven H. Greenfield;  
Greenfield Invention and Patent Consulting Inc.

(57) **CLAIM**

The ornamental design for an ice house organizer, as shown and described.

**DESCRIPTION**

FIG. 1 is a front perspective view of an ornamental ice house organizer showing my new design;  
FIG. 2 is a rear perspective view thereof;  
FIG. 3 is a rear view thereof;  
FIG. 4 is a front view thereof;  
FIG. 5 is a top view thereof;  
FIG. 6 is a bottom view thereof;  
FIG. 7 is a first side view thereof; and,  
FIG. 8 is a second side view thereof.

**1 Claim, 8 Drawing Sheets**

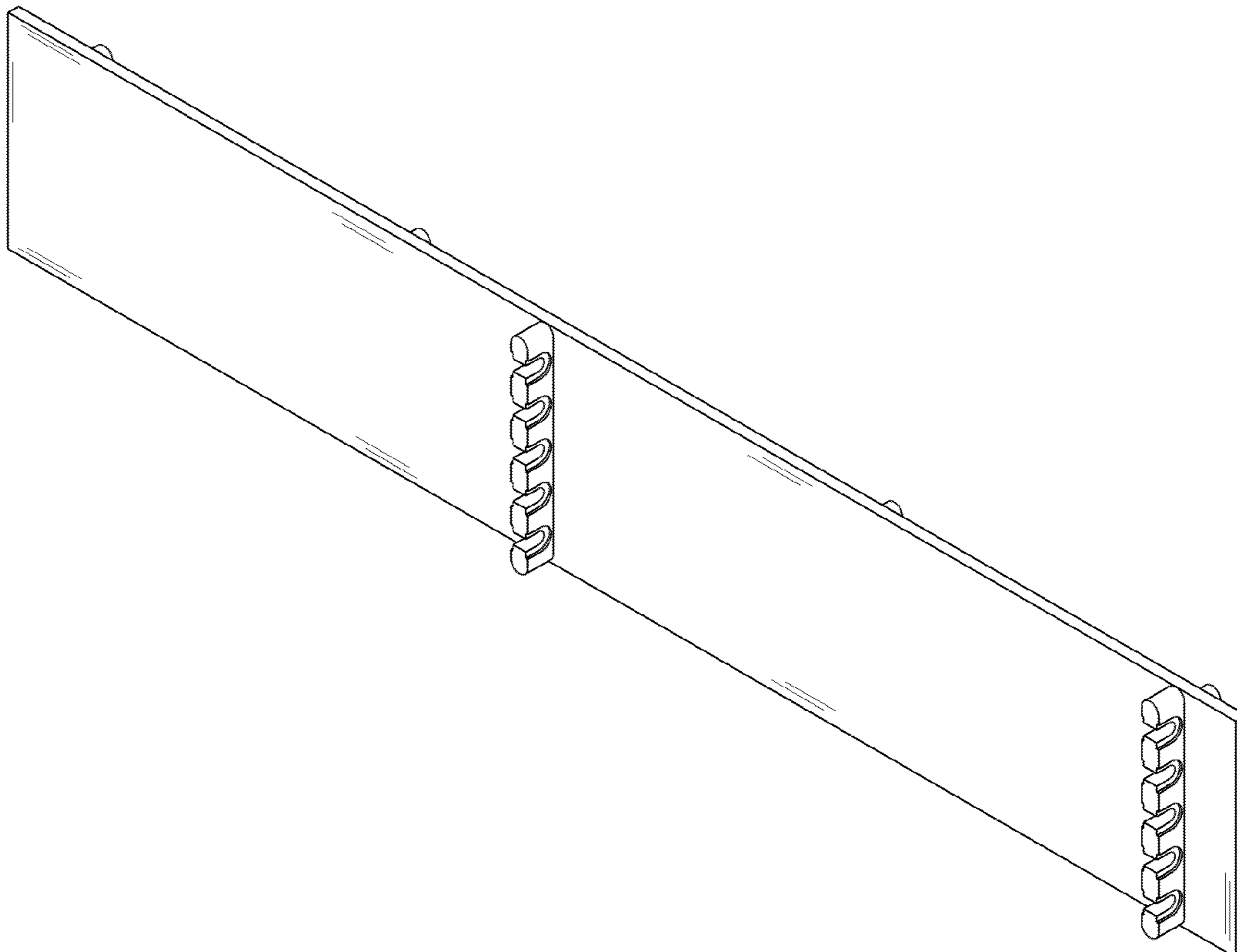


FIG. 1

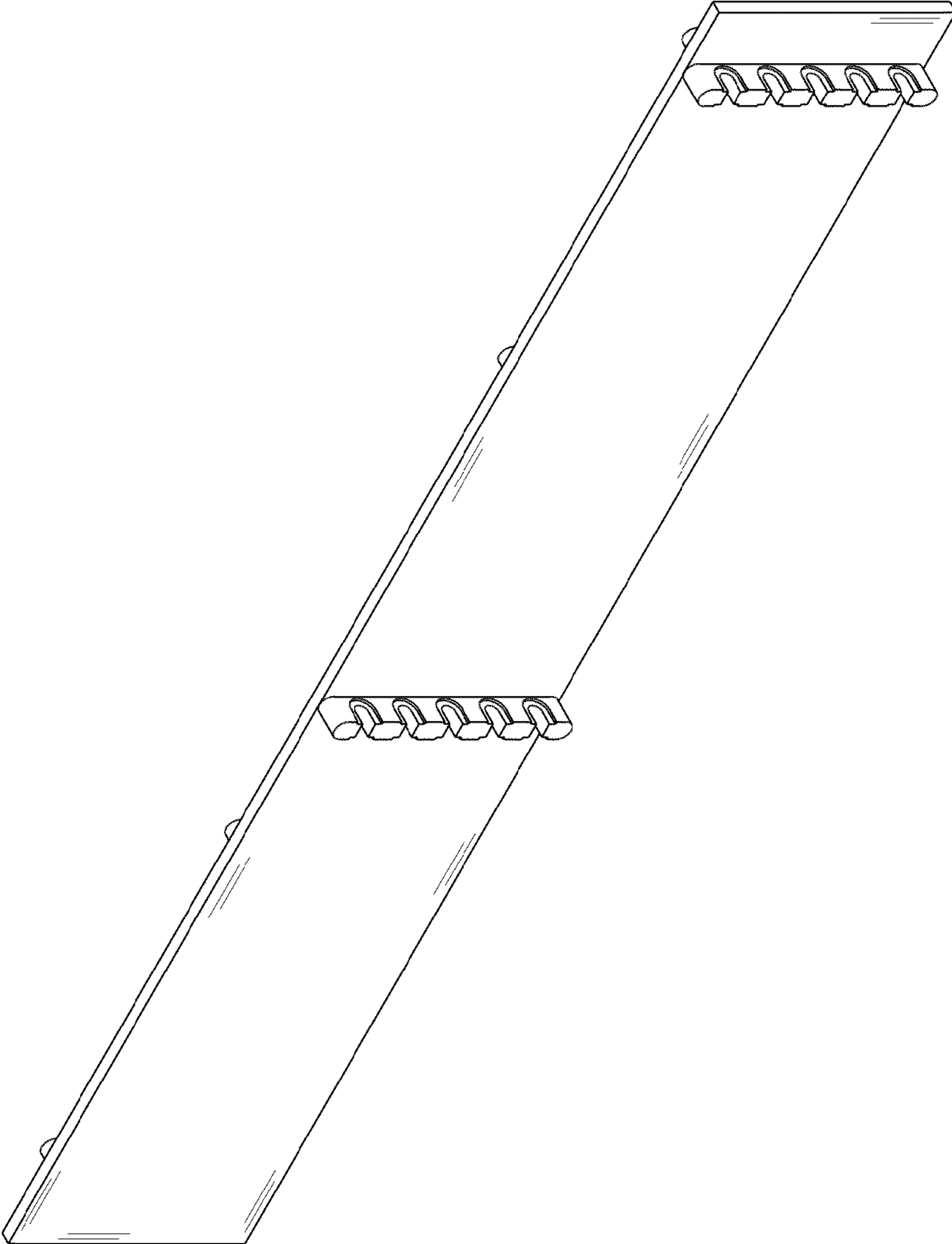


FIG. 2

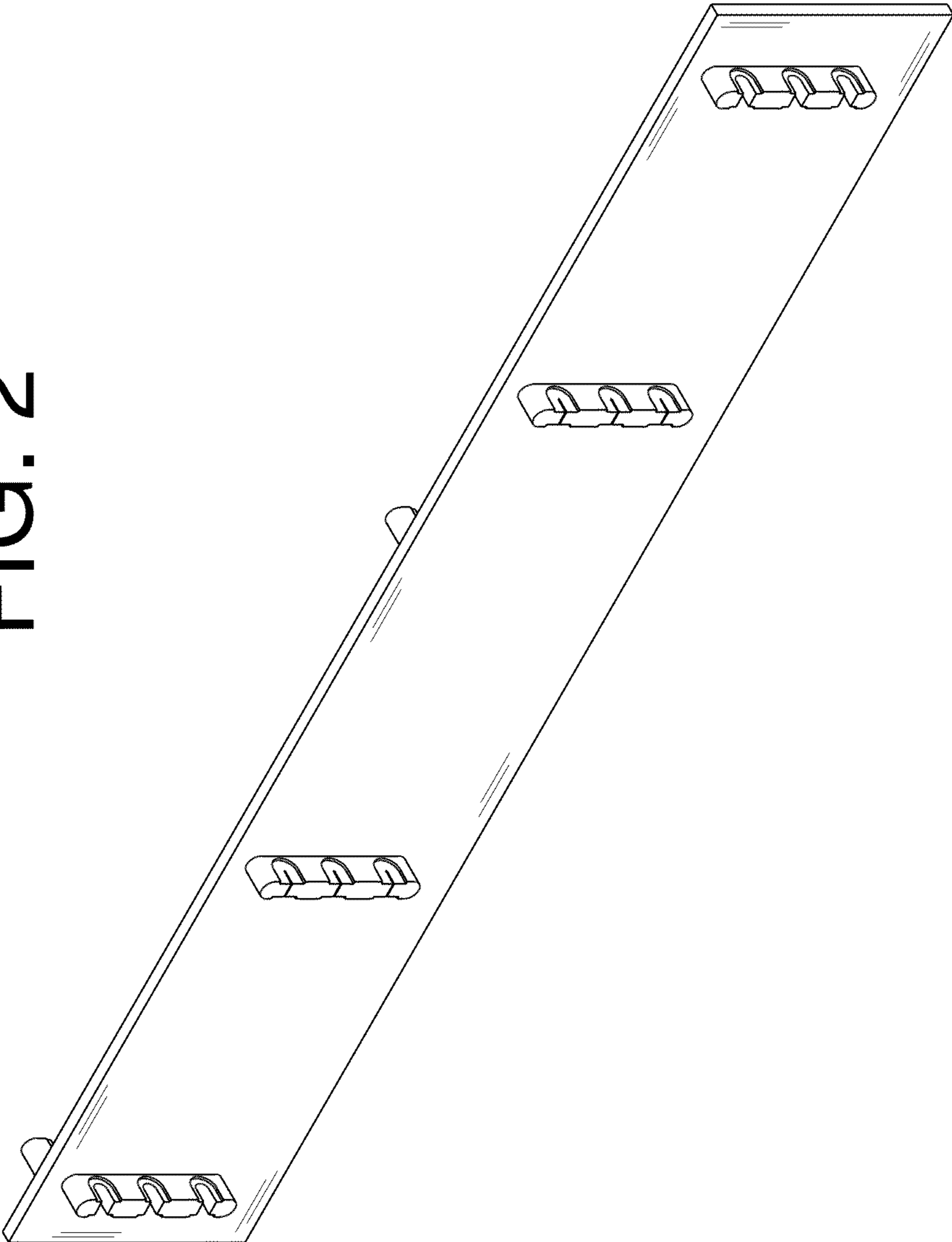


FIG. 3




FIG. 4




FIG. 5




FIG. 6




FIG. 7

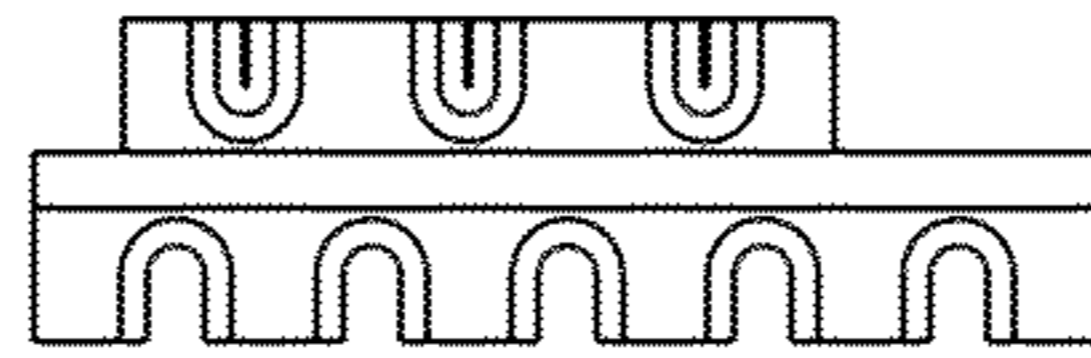




FIG. 8

