



US00D701389S

(12) **United States Design Patent**
Gunjian

(10) **Patent No.:** **US D701,389 S**

(45) **Date of Patent:** **** *Mar. 25, 2014**

(54) **TWISTED WIRE BRUSH**

(71) Applicant: **Brushtech, Inc.**, Plattsburgh, NY (US)

(72) Inventor: **Zaven Gunjian**, Plattsburgh, NY (US)

(73) Assignee: **Brushtech, Inc.**, Plattsburgh, NY (US)

(*) Notice: This patent is subject to a terminal disclaimer.

(**) Term: **14 Years**

(21) Appl. No.: **29/465,565**

(22) Filed: **Aug. 29, 2013**

Related U.S. Application Data

(63) Continuation of application No. 29/443,411, filed on Jan. 17, 2013, now Pat. No. Des. 691,379.

(51) **LOC (10) Cl.** **04-01**

(52) **U.S. Cl.**
USPC **D4/131**

(58) **Field of Classification Search**
USPC D4/119, 120, 131, 132, 134, 114, 118,
D4/128, 102; 15/159.1, 160, 106, 114,
15/118, 206; 600/569; 401/129; 132/218
See application file for complete search history.

(56) **References Cited**

U.S. PATENT DOCUMENTS

5,709,230	A *	1/1998	Miraglia	132/218
D523,596	S *	6/2006	Holmes et al.	D32/14
D691,379	S *	10/2013	Gunjian	D4/131
D691,812	S *	10/2013	Roncati et al.	D4/128
2003/0172485	A1 *	9/2003	Dumler et al.	15/206
2003/0200979	A1 *	10/2003	Montoli et al.	132/218
2004/0134507	A1 *	7/2004	Gueret	132/218

* cited by examiner

Primary Examiner — Austin Murphy

(74) *Attorney, Agent, or Firm* — Burr & Brown, PLLC

(57) **CLAIM**

The ornamental design for a twisted wire brush, as shown and described.

DESCRIPTION

FIG. 1 is a top view illustrating my new design, the bottom view being a mirror image thereof;

FIG. 2 is a front view thereof, the rear view being a mirror image thereof;

FIG. 3 is a left side view thereof; and,

FIG. 4 is a right side view thereof.

The broken lines in the drawings represent unclaimed subject matter.

1 Claim, 1 Drawing Sheet

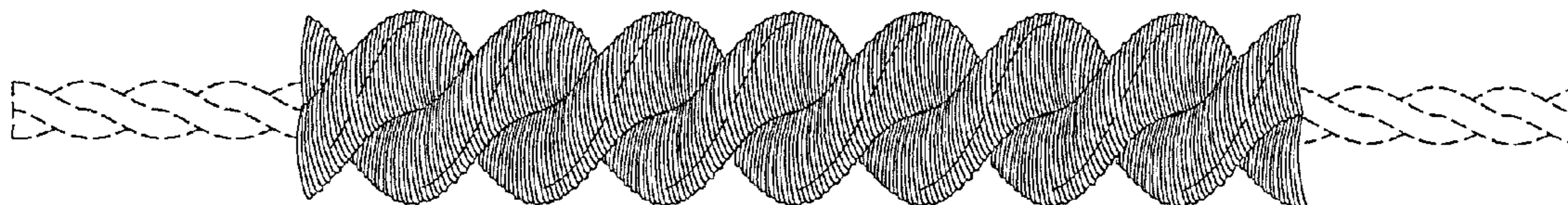


FIG. 1

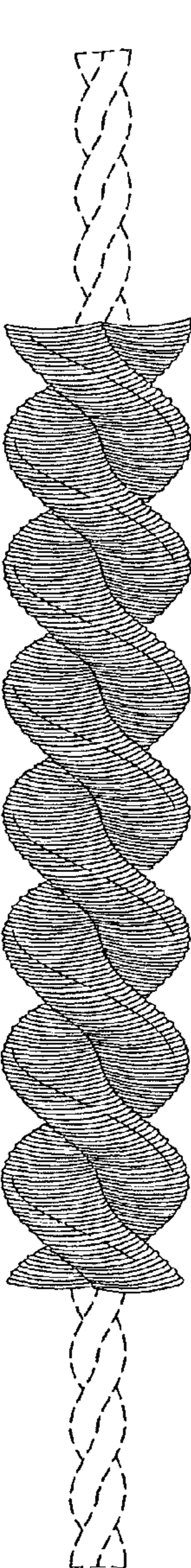


FIG. 2

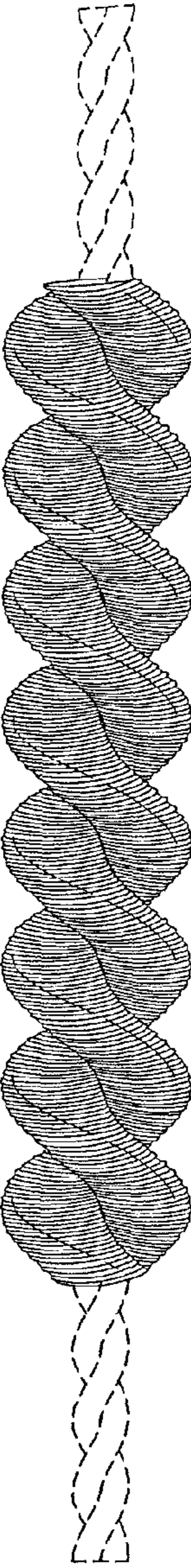


FIG. 3

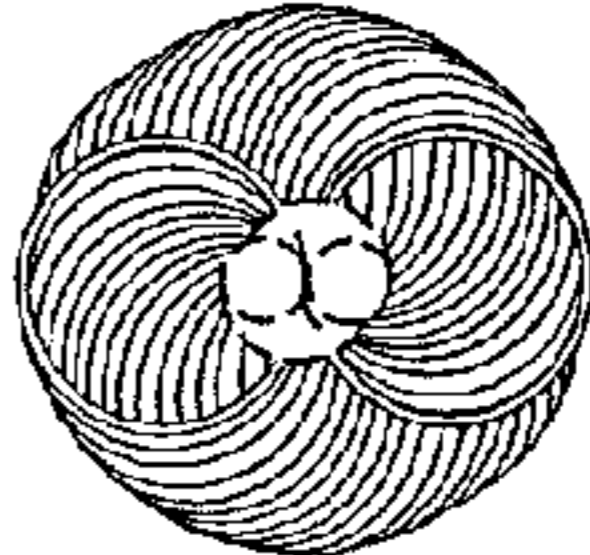


FIG. 4

