



US00D701380S

(12) **United States Design Patent**  
**Reed et al.**

(10) **Patent No.:** **US D701,380 S**  
(45) **Date of Patent:** **\*\* Mar. 25, 2014**

(54) **TRANSLUCENT SOLE FOR A SANDAL**

(71) Applicants: **Michael Reed**, Winston-Salem, NC  
(US); **Amy Schwirian**, Fuquay-Varina,  
NC (US)

(72) Inventors: **Michael Reed**, Winston-Salem, NC  
(US); **Amy Schwirian**, Fuquay-Varina,  
NC (US)

(73) Assignee: **Bob Barker Company, Inc.**,  
Fuquay-Varina, NC (US)

(\*\*) Term: **14 Years**

(21) Appl. No.: **29/438,982**

(22) Filed: **Dec. 5, 2012**

(51) **LOC (10) Cl.** ..... **02-04**

(52) **U.S. Cl.**  
USPC ..... **D2/960; D2/951; D2/957**

(58) **Field of Classification Search**  
USPC ..... D2/902, 906, 908, 916, 918, 925,  
D2/946-962, 977; 36/3 B, 22 R, 24.5, 25 R,  
36/28, 32 R, 34 R, 59 C, 67 A, 103  
See application file for complete search history.

(56) **References Cited**

**U.S. PATENT DOCUMENTS**

1,050,807	A *	1/1913	Chamberlin	.....	36/3 B
2,405,498	A *	8/1946	Gregg	.....	36/32 R
D294,537	S *	3/1988	Le	.....	D2/960
4,747,219	A *	5/1988	Ammendolea	.....	36/28
D449,430	S *	10/2001	McClaskie	.....	D2/960

D461,295	S *	8/2002	Pollastrelli	.....	D2/953
D505,537	S *	5/2005	Friedman	.....	D2/961
7,146,752	B2 *	12/2006	Pasternak et al.	.....	36/59 R
D576,392	S *	9/2008	Cintra	.....	D2/947
D593,742	S *	6/2009	Issler	.....	D2/960
D606,292	S *	12/2009	Ong	.....	D2/947
8,365,445	B2 *	2/2013	Sink	.....	36/103
D677,456	S *	3/2013	Knight et al.	.....	D2/961
2013/0152429	A1 *	6/2013	Sink	.....	36/103
2013/0255107	A1 *	10/2013	Sink	.....	36/103

**OTHER PUBLICATIONS**

Photo of translucent sandal, Canton Fair, China. Jul. 2011.

\* cited by examiner

*Primary Examiner* — T. Chase Nelson

(74) *Attorney, Agent, or Firm* — Coats & Bennett, P.L.L.C.

(57) **CLAIM**

The ornamental design for a translucent sole for a sandal, as shown and described.

**DESCRIPTION**

FIG. 1 is a top perspective view of the translucent sole for a sandal showing my design.

FIG. 2 is a bottom perspective view of the translucent sole for a sandal.

FIG. 3 is a top view of the translucent sole for a sandal.

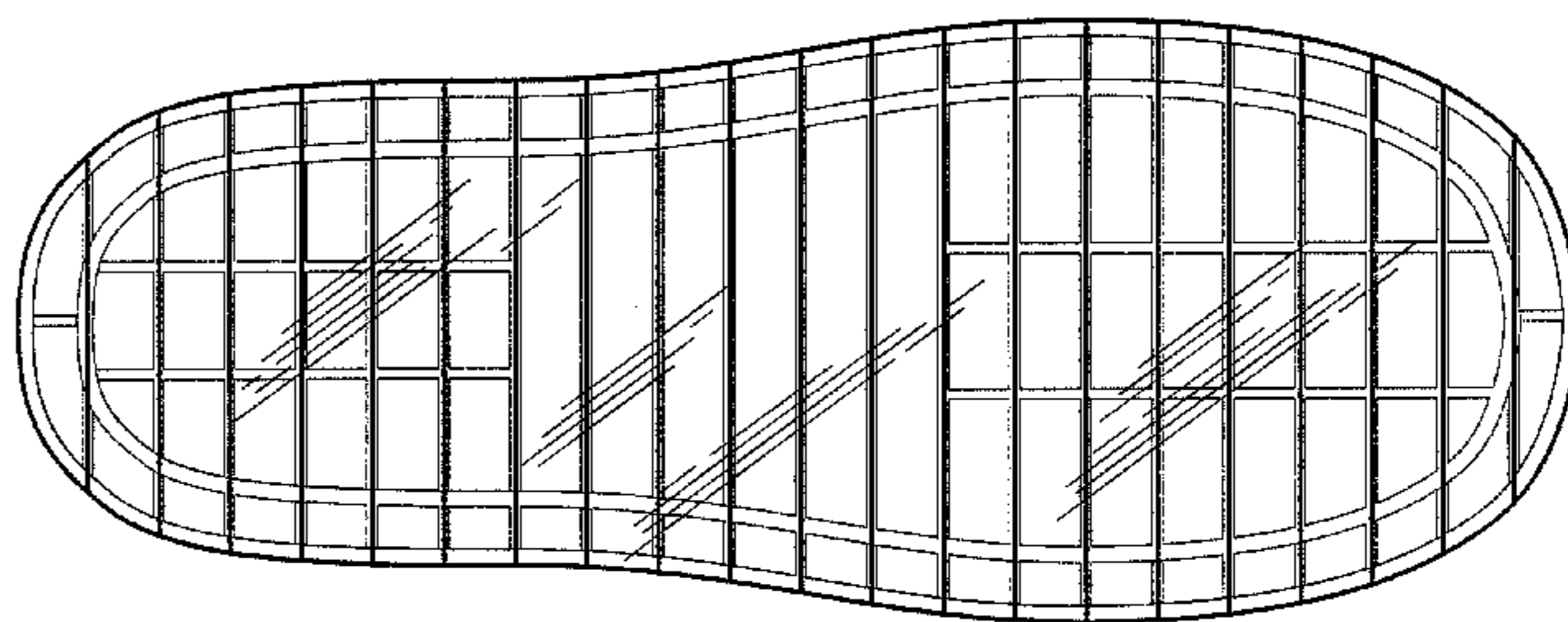
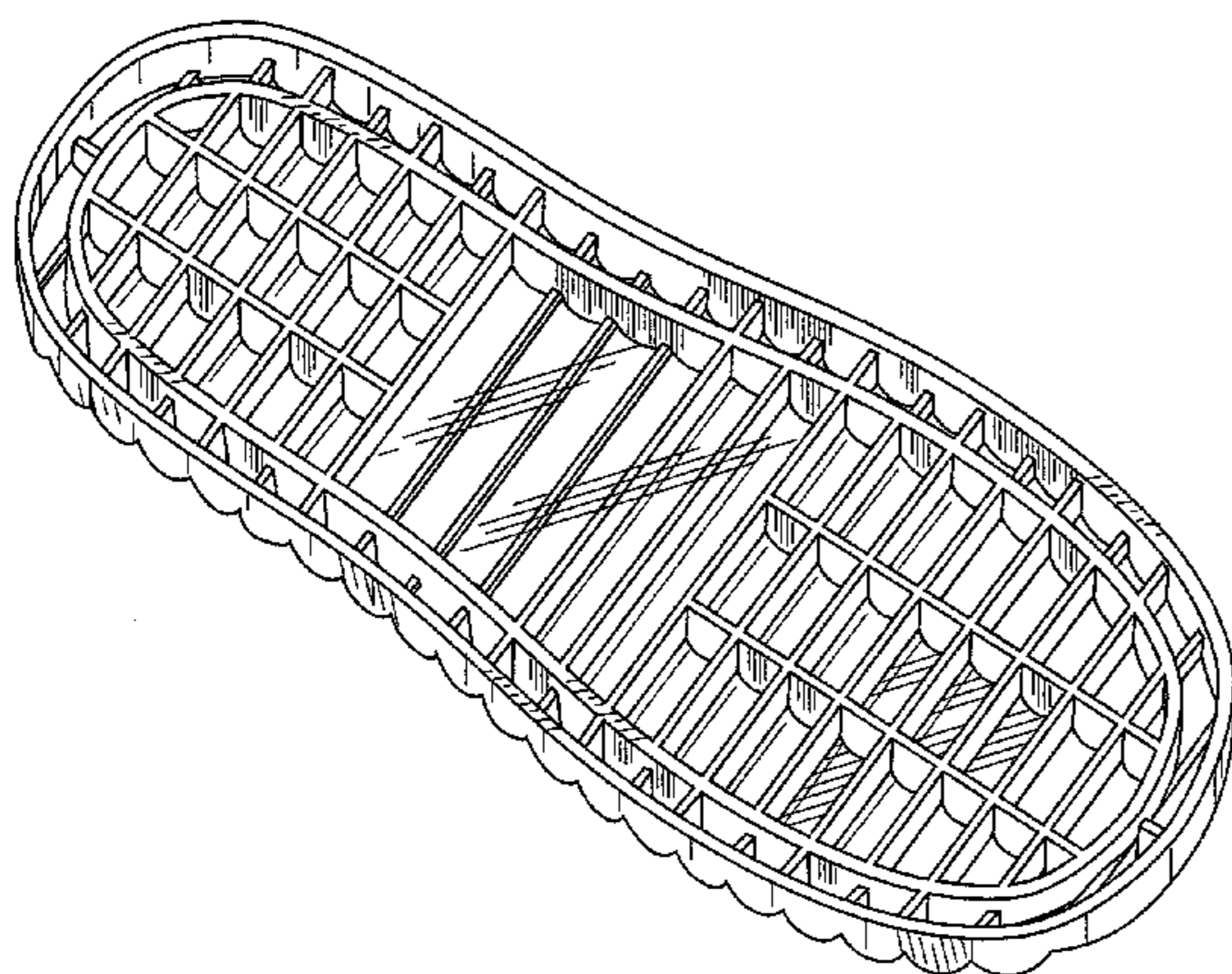
FIG. 4 is a bottom view of the translucent sole for a sandal.

FIG. 5 is a side view of a first side of the translucent sole for a sandal, the second side being a mirror image thereof.

FIG. 6 is a front view of the translucent sole for a sandal; and,

FIG. 7 is a back view of the translucent sole for a sandal.

**1 Claim, 6 Drawing Sheets**



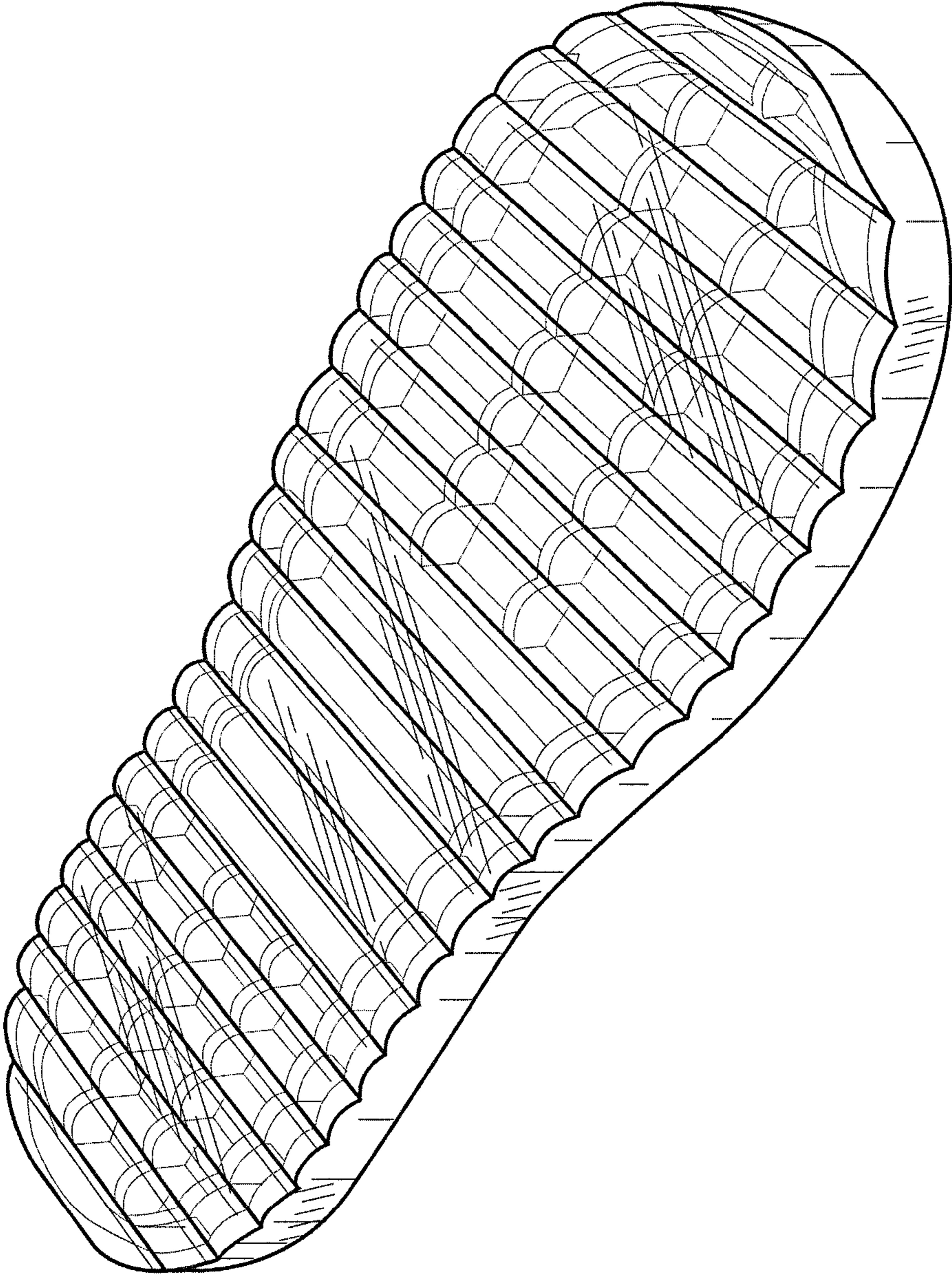


FIG. 1

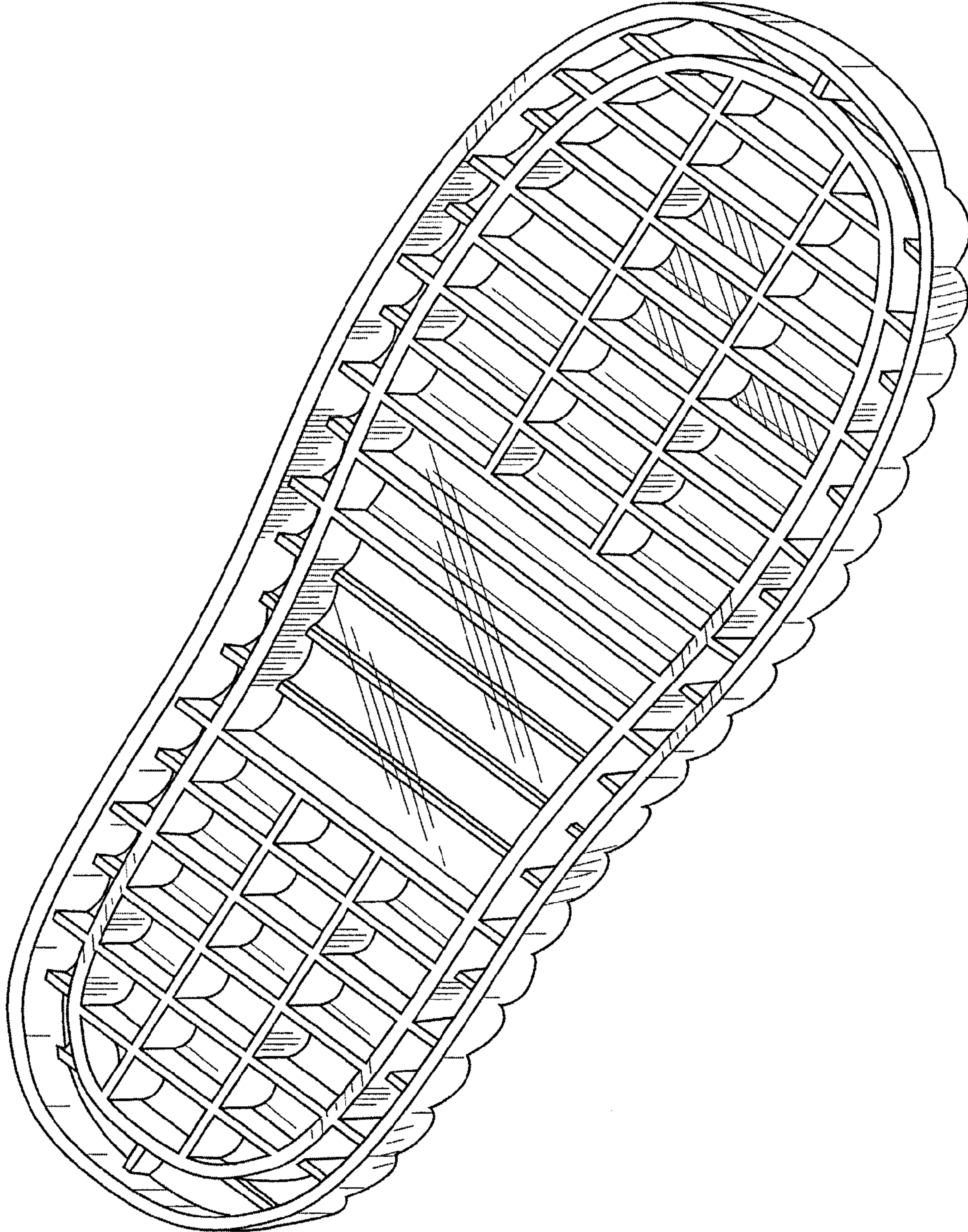


FIG. 2

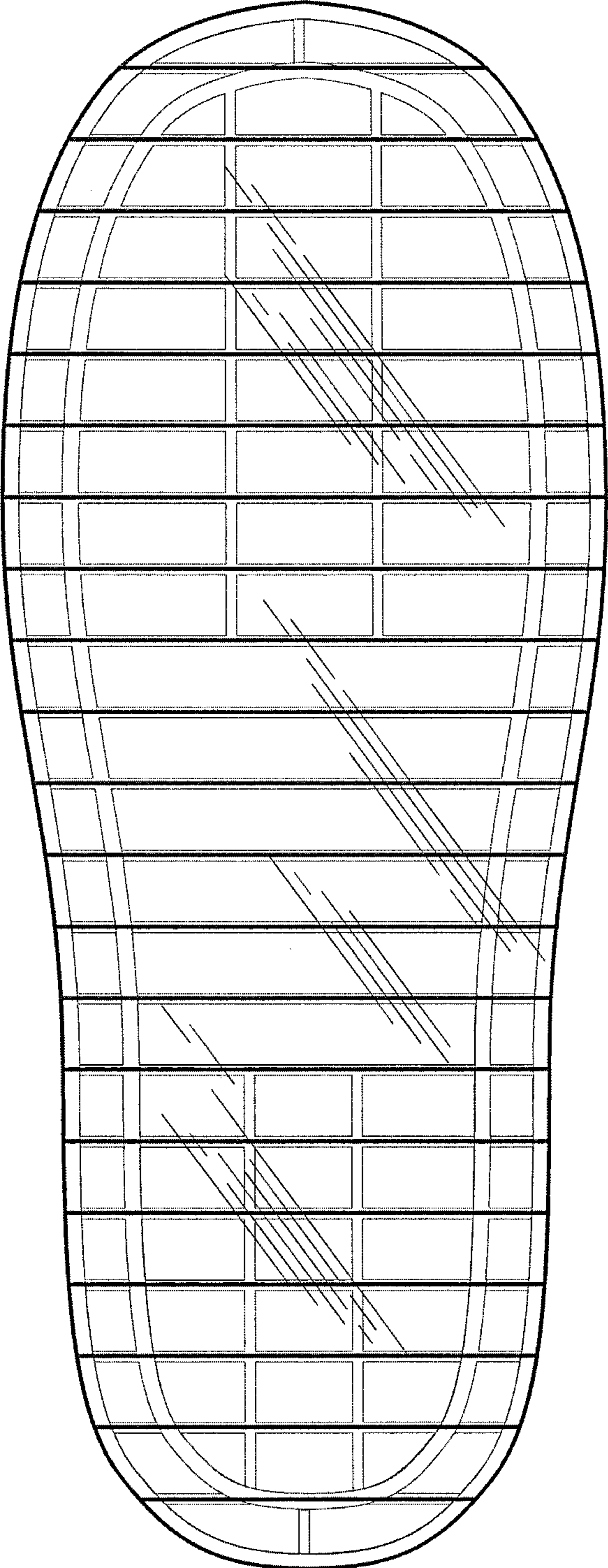


FIG. 3

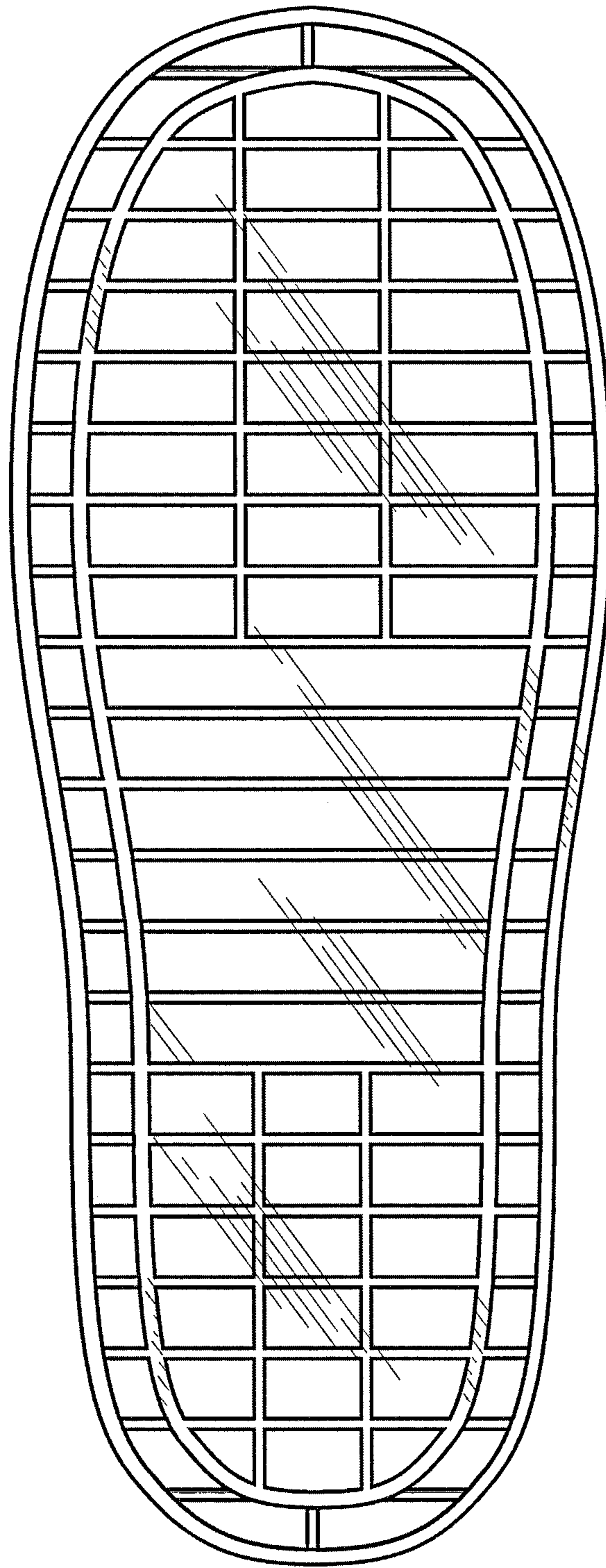


FIG. 4

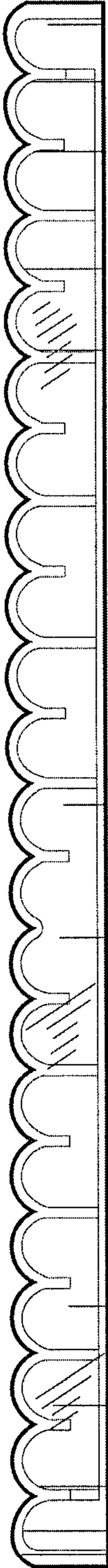


FIG. 5

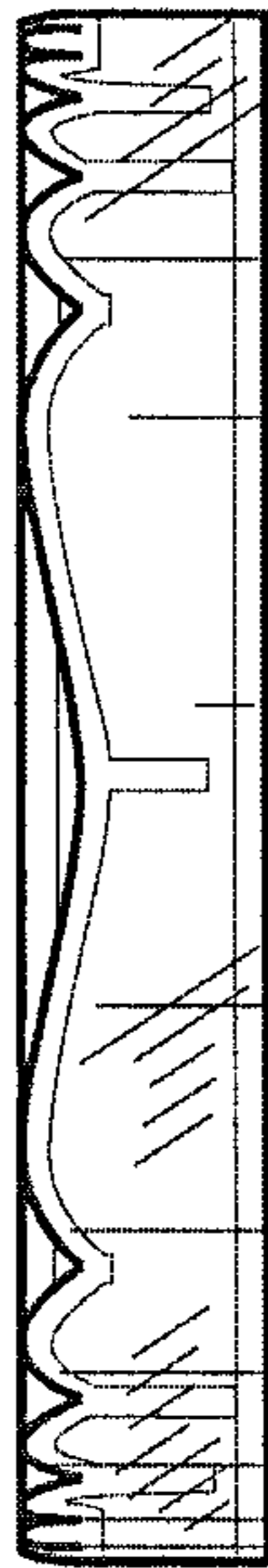


FIG. 6

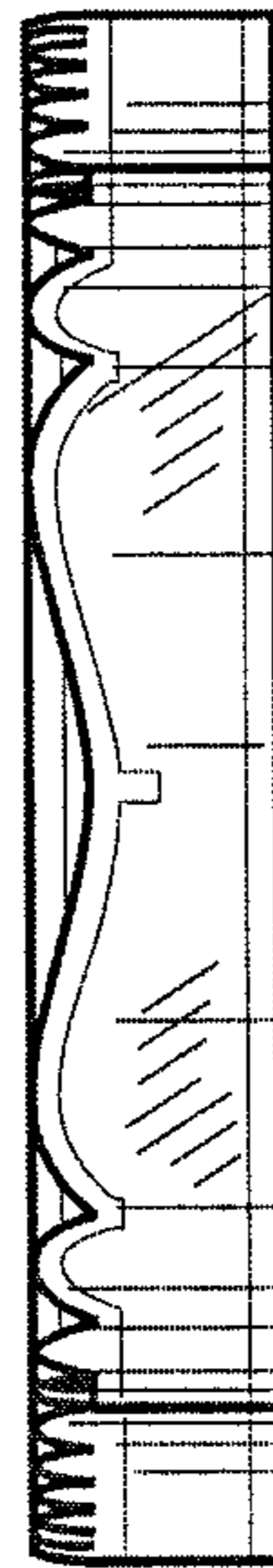


FIG. 7