



US00D701379S

(12) **United States Design Patent**  
**Neely**

(10) **Patent No.:** **US D701,379 S**  
(45) **Date of Patent:** **\*\* Mar. 25, 2014**

(54) **FOOTWEAR**

(71) Applicant: **Columbia Sportswear North America, Inc.**, Portland, OR (US)

(72) Inventor: **Caprice Neely**, Portland, OR (US)

(73) Assignee: **Columbia Sportswear North America, Inc.**, Portland, OR (US)

(\*\*) Term: **14 Years**

(21) Appl. No.: **29/470,316**

(22) Filed: **Oct. 18, 2013**

(51) **LOC (10) Cl.** ..... **02-04**

(52) **U.S. Cl.**  
USPC ..... **D2/912**

(58) **Field of Classification Search**  
USPC ..... D2/896, 900, 909–911, 920, 943, 946,  
D2/969, 970, 974; 36/83, 1.5, 2 R, 109, 3 A,  
36/7.1 R, 45, 52, 112, 100  
See application file for complete search history.

(56) **References Cited**

**U.S. PATENT DOCUMENTS**

|           |   |   |         |               |       |        |
|-----------|---|---|---------|---------------|-------|--------|
| 3,319,360 | A | * | 5/1967  | Nadler        | ..... | 36/4   |
| D349,395  | S | * | 8/1994  | Kelchak       | ..... | D2/970 |
| D371,898  | S | * | 7/1996  | Hatfield      | ..... | D2/970 |
| D448,548  | S | * | 10/2001 | Simpson       | ..... | D2/969 |
| D547,046  | S | * | 7/2007  | Belley et al. | ..... | D2/970 |

|          |   |   |         |               |       |        |
|----------|---|---|---------|---------------|-------|--------|
| D600,904 | S | * | 9/2009  | Belley et al. | ..... | D2/970 |
| D640,049 | S | * | 6/2011  | Roundhouse    | ..... | D2/970 |
| D648,928 | S | * | 11/2011 | Flenley       | ..... | D2/910 |
| D662,303 | S | * | 6/2012  | Denniston     | ..... | D2/970 |

\* cited by examiner

*Primary Examiner* — Robert M Spear

*Assistant Examiner* — Rashida C McCoy

(74) *Attorney, Agent, or Firm* — Schwabe, Williamson & Wyatt, P.C.

(57) **CLAIM**

I claim the ornamental design for footwear, as shown and described.

**DESCRIPTION**

FIG. 1 is a perspective view of footwear, showing my new design;  
FIG. 2 is a front view thereof;  
FIG. 3 is a back view thereof;  
FIG. 4 is a left side view thereof;  
FIG. 5 is a right side view thereof;  
FIG. 6 is a top view thereof; and,  
FIG. 7 is a bottom view thereof.

The small dashed lines on the footwear upper represent claimed stitching. The larger dashed lines on the laces and outsole are included for illustrating environmental structure and form no part of the claimed design.

**1 Claim, 6 Drawing Sheets**



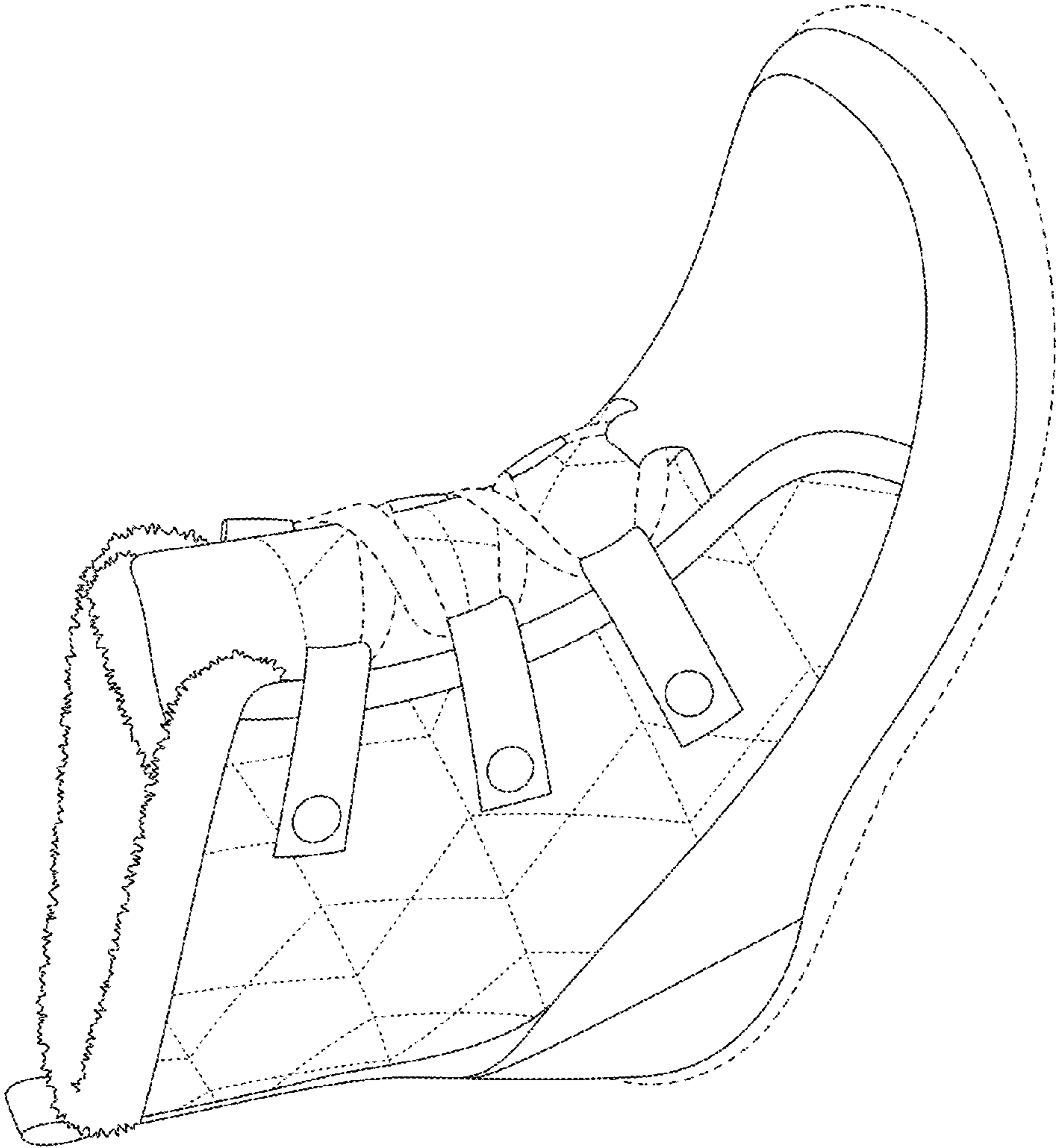


FIG. 1

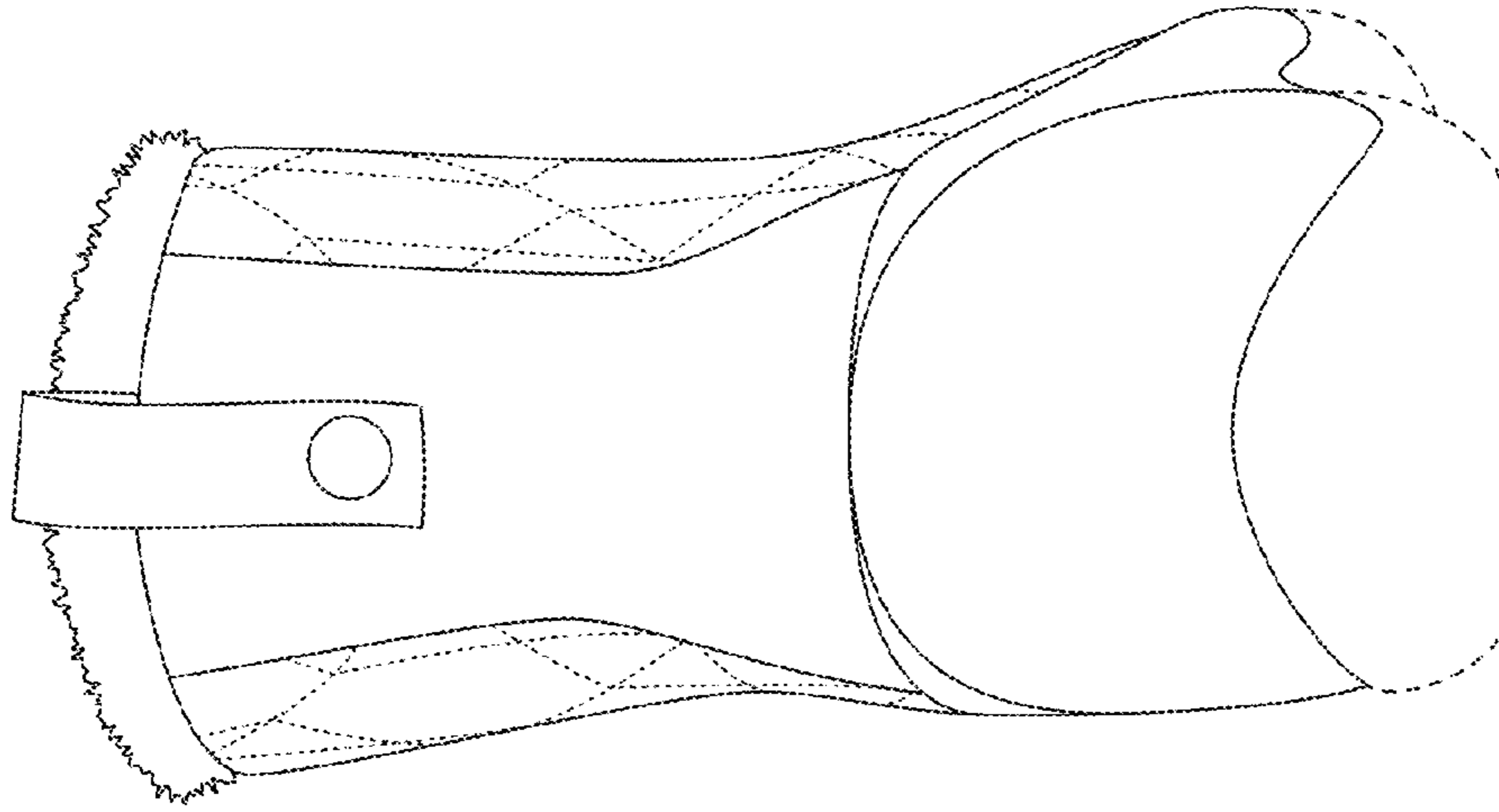


FIG. 3

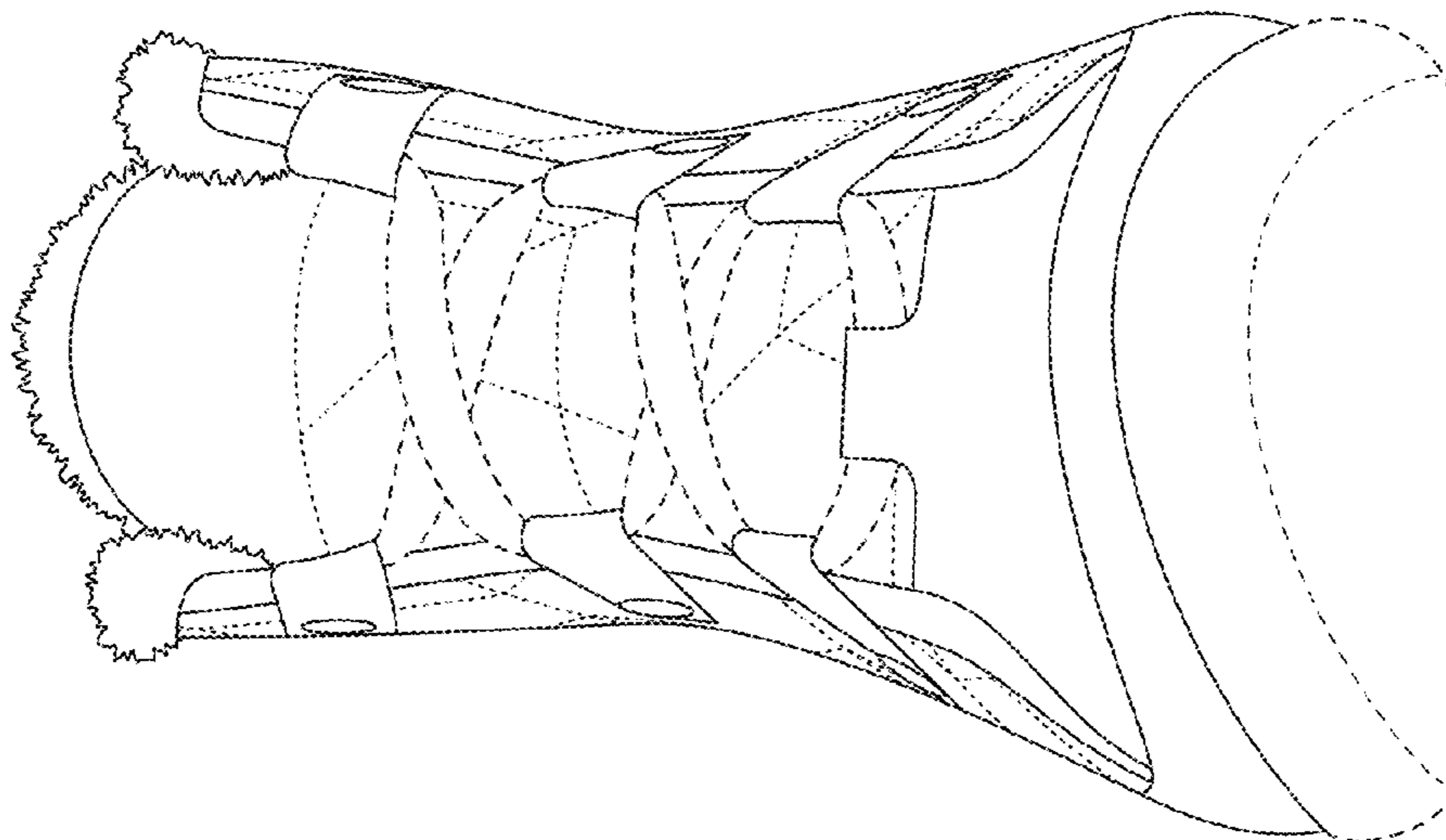


FIG. 2

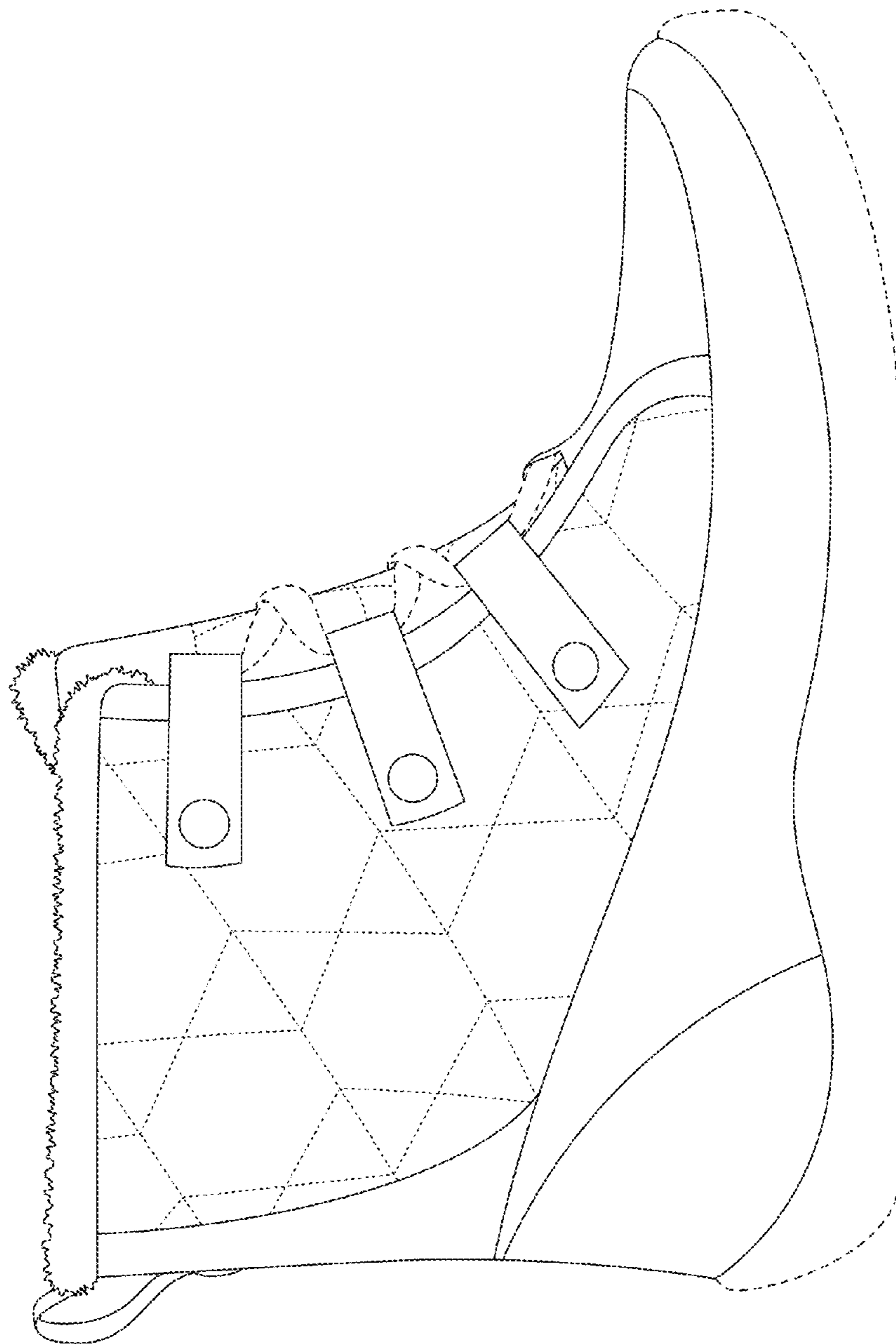


FIG. 4

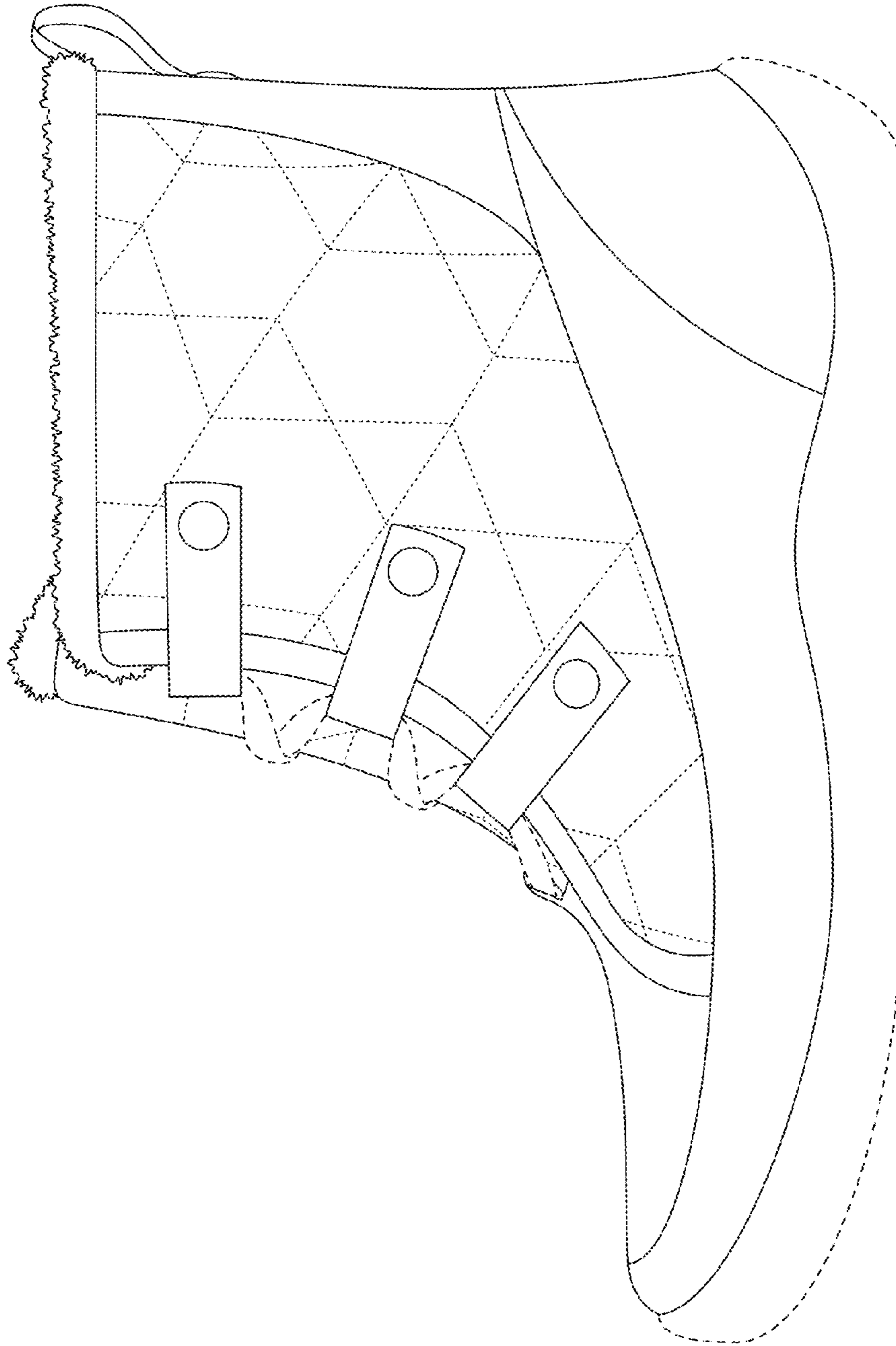


FIG. 5

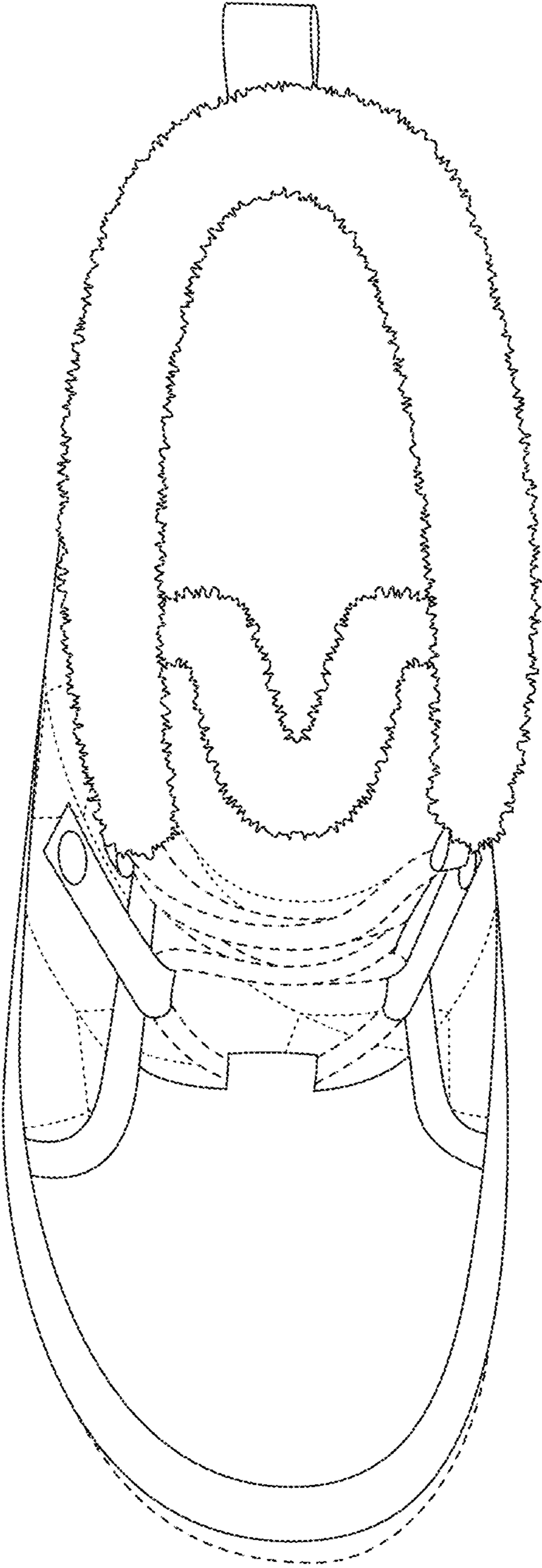


FIG. 6

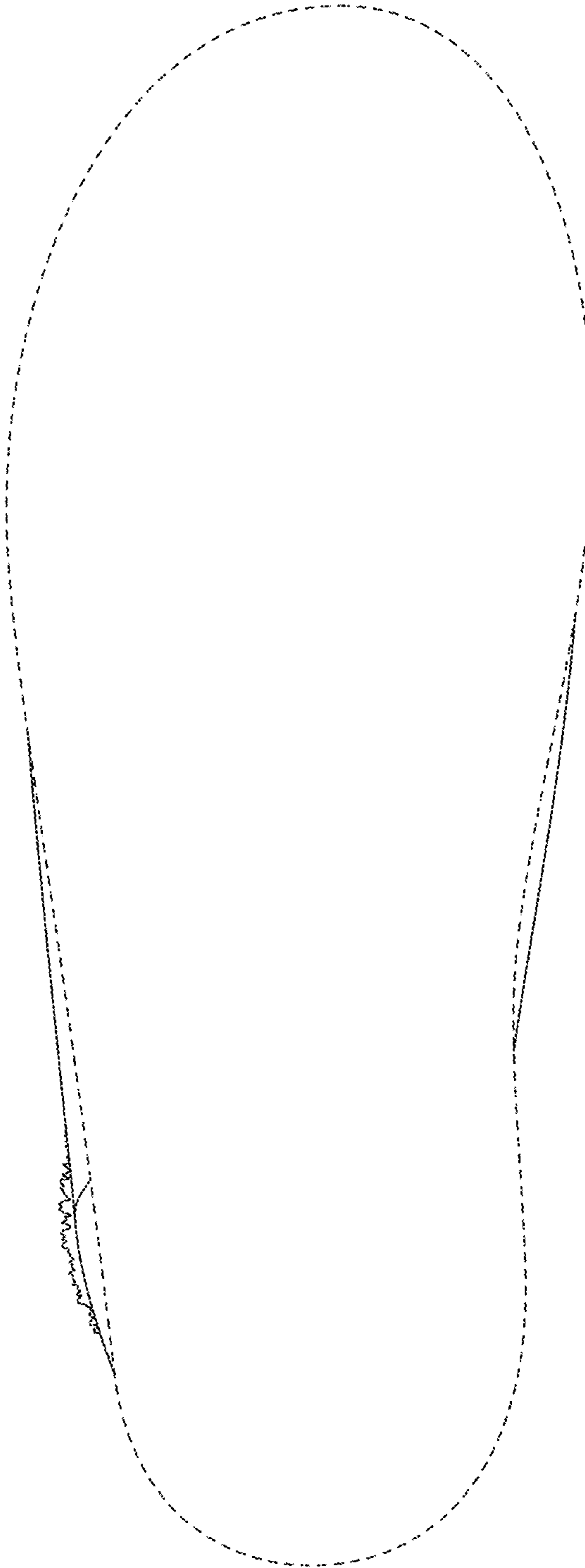


FIG. 7