



US00D701366S

(12) **United States Design Patent**
King et al.

(10) **Patent No.:** **US D701,366 S**
(45) **Date of Patent:** **** Mar. 25, 2014**

(54) **FOOD PRODUCT**

(75) Inventors: **Daniel Wade King**, Valparaiso, IN (US);
Michael Scot Jacko, Wanatah, IN (US)

(73) Assignee: **Urschel Laboratories, Inc.**, Valparaiso,
IN (US)

(**) Term: **14 Years**

(21) Appl. No.: **29/420,976**

(22) Filed: **May 15, 2012**

(51) **LOC (10) Cl.** **01-01**

(52) **U.S. Cl.**
USPC **D1/199**

(58) **Field of Classification Search**
USPC D1/100-130, 199; 426/2, 89, 92, 104,
426/635, 805; D30/160; D24/102, 103;
D25/119-135; 119/706-711; D34/28,
D34/29

See application file for complete search history.

(56) **References Cited**

U.S. PATENT DOCUMENTS

D28,863 S *	6/1898	Baker	D25/119
2,149,742 A *	3/1939	Miller	52/717.03
3,402,521 A *	9/1968	Tischuk	52/460
3,436,870 A *	4/1969	Sellman	451/540
3,653,172 A *	4/1972	Schwartz	52/669
D245,869 S *	9/1977	Otani	D25/121
D270,375 S *	8/1983	Cavalié	D25/121
D339,899 S *	10/1993	Kittleson	D1/122
D341,508 S *	11/1993	Cooper et al.	D6/492

D395,528 S *	6/1998	Mayer et al.	D25/131
D413,682 S *	9/1999	Bouchard	D25/132
5,992,284 A	11/1999	Bucks		
D431,659 S *	10/2000	Bouchard	D25/126
D469,281 S *	1/2003	Herron et al.	D6/492
D485,777 S *	1/2004	Baghdassarian et al.	D11/3
6,968,765 B2	11/2005	King		
D585,627 S *	2/2009	Wylie	D1/125
D593,277 S *	6/2009	Wylie	D1/199
D614,830 S *	5/2010	Unlu et al.	D1/125
D633,277 S *	3/2011	Freije	D1/199
8,161,856 B2	4/2012	Jacko et al.		
D668,793 S *	10/2012	Adams	D25/119

* cited by examiner

Primary Examiner — Barbara Fox

Assistant Examiner — Katie Mroczka

(74) *Attorney, Agent, or Firm* — Hartman Global IP Law;
Gary M. Hartman; Domenica N. S. Hartman

(57) **CLAIM**

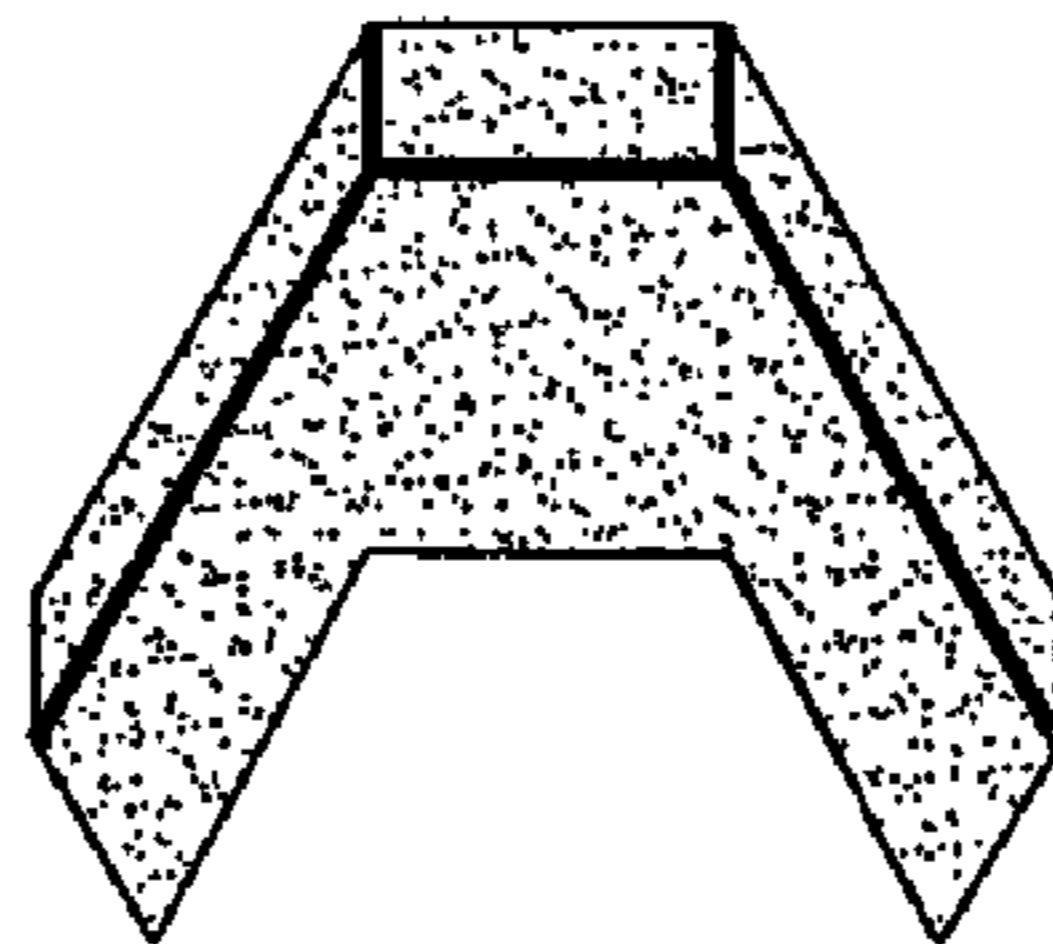
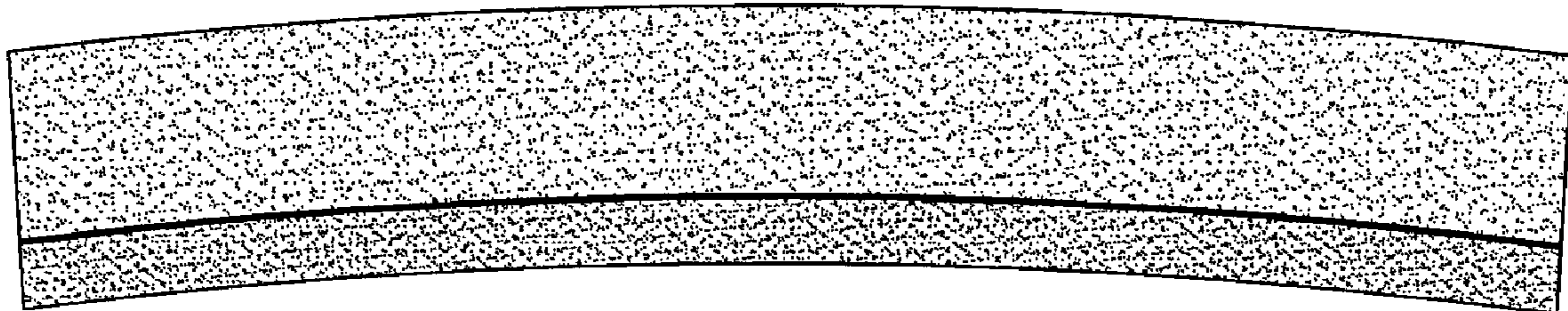
The ornamental design for a food product shape, as shown and described.

DESCRIPTION

FIG. 1 is a side view of a food product shape in accordance with this invention, wherein the opposite side view of the food product shape is a mirror image of FIG. 1 and therefore not shown.

FIG. 2 is a left end view of the food product shape of FIG. 1. FIG. 3 is a right end view of the food product shape of FIG. 1. FIG. 4 is a top view of the food product shape of FIG. 1; and, FIG. 5 is a bottom view of the food product shape of FIG. 1.

1 Claim, 1 Drawing Sheet



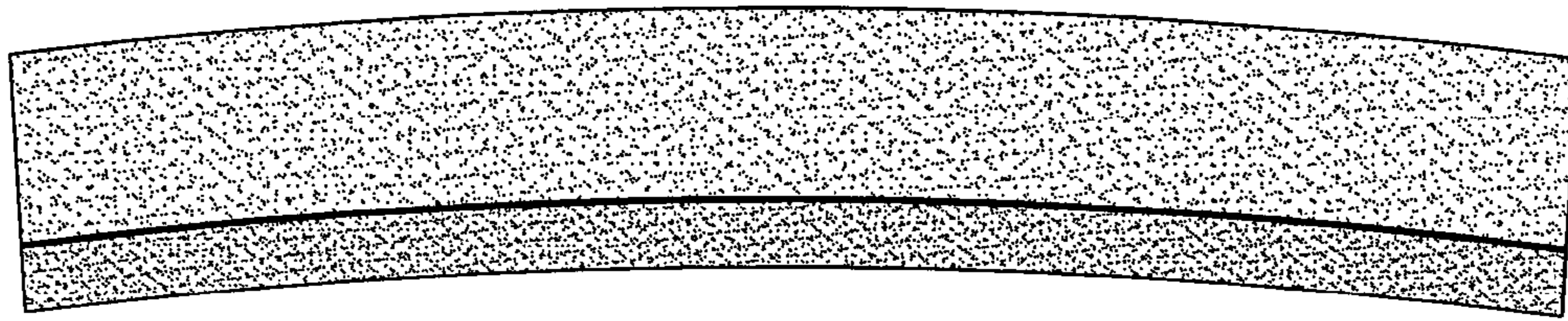


FIG. 1

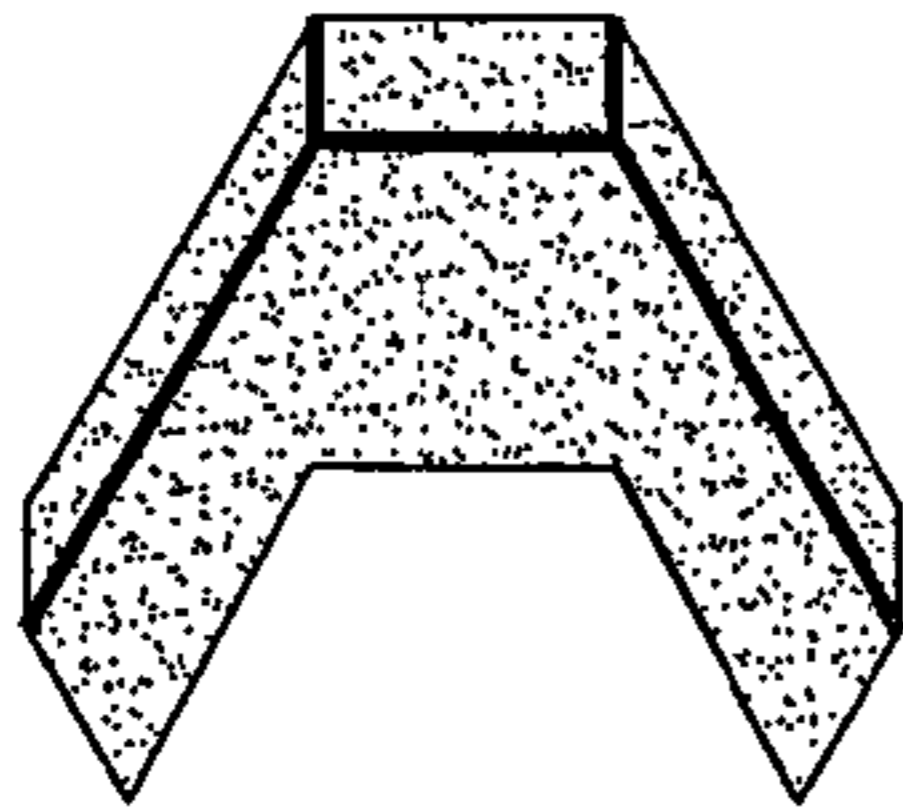


FIG. 2

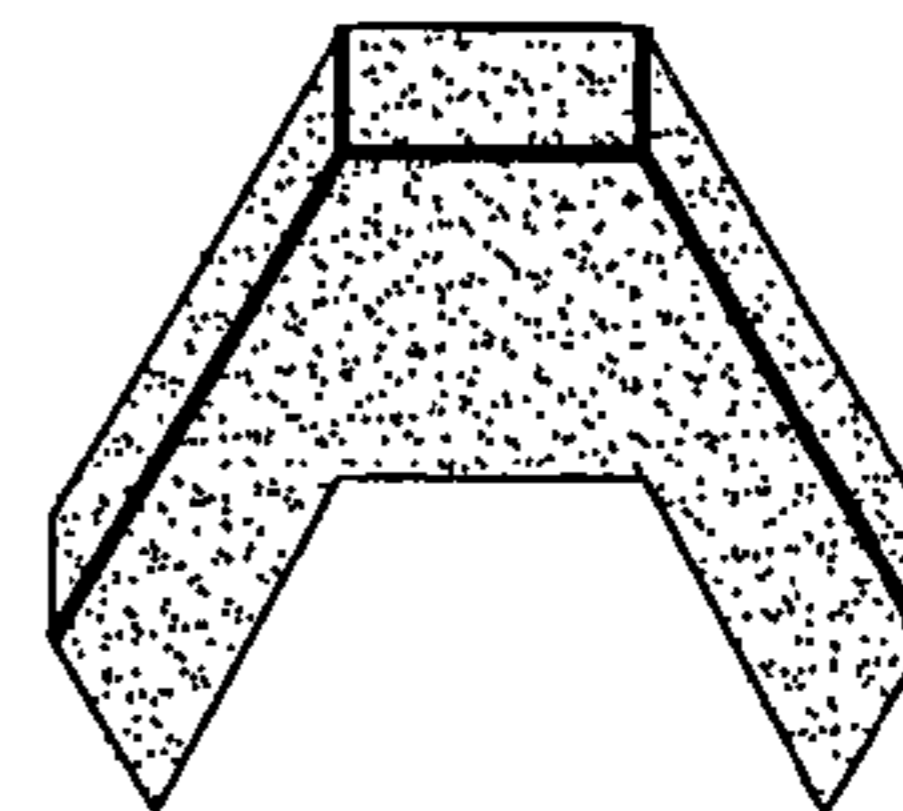


FIG. 3




FIG. 4




FIG. 5