

US00D701361S

(12) **United States Design Patent**
Harris et al.

(10) **Patent No.:** **US D701,361 S**
(45) **Date of Patent:** **** Mar. 18, 2014**

- (54) **FLOOR CLEANING DEVICE**
- (71) Applicant: **Gerald R. Harris**, Orange, CA (US)
- (72) Inventors: **Gerald R. Harris**, Orange, CA (US);
Darrin Swagel, Saint Louis Park, MN (US)
- (73) Assignee: **Gerald R. Harris**
- (**) Term: **14 Years**
- (21) Appl. No.: **29/447,720**
- (22) Filed: **Mar. 6, 2013**
- (51) **LOC (10) Cl.** **04-01**
- (52) **U.S. Cl.**
USPC **D32/40**
- (58) **Field of Classification Search**
USPC D32/40, 45, 50, 51; 15/228, 119.2,
15/210.1, 229.3, 229.4; 401/137-140
See application file for complete search history.

D478,700	S	8/2003	Harris	
D586,964	S *	2/2009	Lee	D32/42
D586,966	S *	2/2009	Nobile et al.	D32/50
D590,115	S *	4/2009	Zach et al.	D32/40
7,530,139	B2 *	5/2009	Niemeyer et al.	15/228
D599,518	S *	9/2009	Vrdoljak	D32/40
D657,928	S *	4/2012	Byrne	D32/50
8,276,234	B2 *	10/2012	Hsu	15/147.1
8,549,694	B2 *	10/2013	Nobile et al.	15/228

* cited by examiner

Primary Examiner — Robin V Webster
(74) *Attorney, Agent, or Firm* — Snell & Wilmer L.L.P.

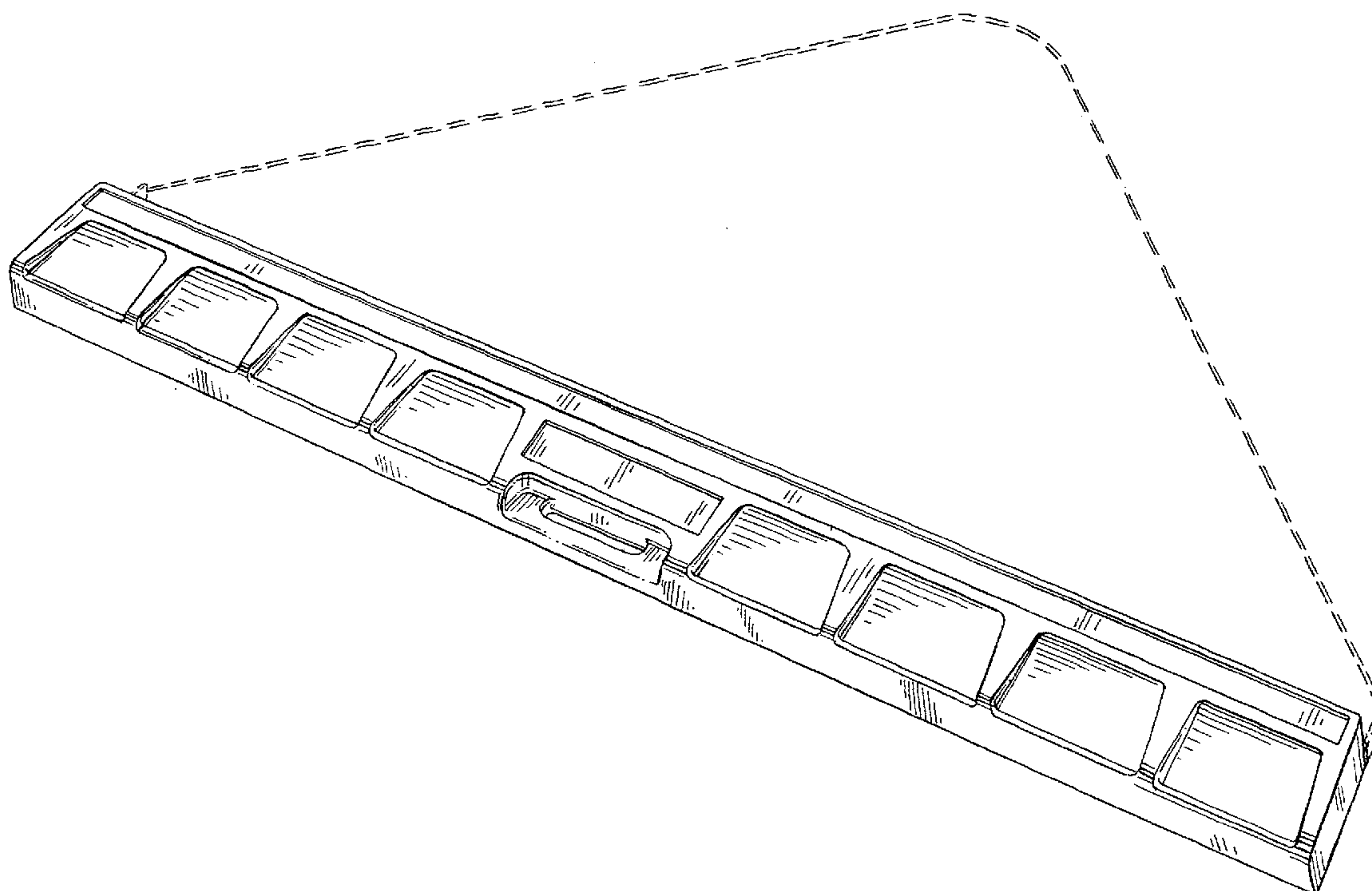
(57) **CLAIM**
The ornamental design for a floor cleaning device, as shown and described.

DESCRIPTION

FIG. 1 is a top view of the floor cleaning device;
FIG. 2 is a front view of the floor cleaning device;
FIG. 3 is a back view of the floor cleaning device;
FIG. 4 is a bottom view of the floor cleaning device;
FIG. 5 is a right side view of the floor cleaning device;
FIG. 6 is a left side view of the floor cleaning device; and,
FIG. 7 is a top perspective view of the floor cleaning device.
The dashed lines in the figures do not form any part of the design.

1 Claim, 3 Drawing Sheets

- (56) **References Cited**
U.S. PATENT DOCUMENTS
3,089,173 A * 5/1963 Hunt 15/245
4,716,616 A * 1/1988 Poon 15/245
5,461,749 A * 10/1995 Ahlberg et al. 15/228



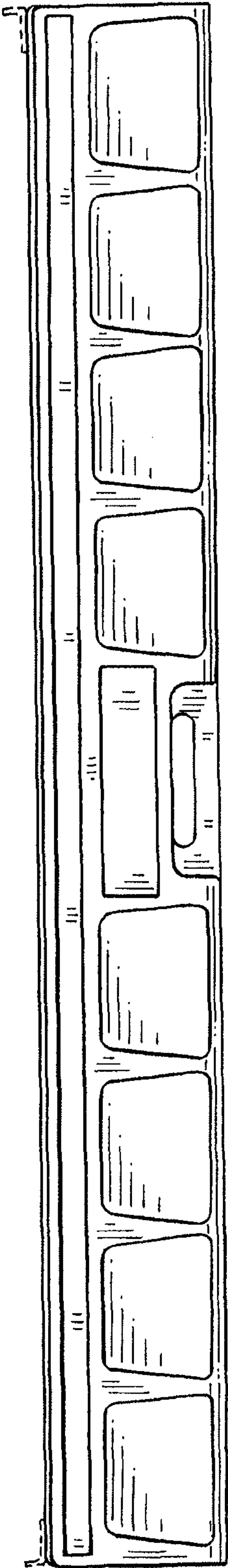


FIG. 1

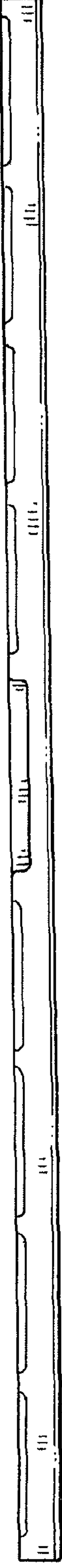


FIG. 2

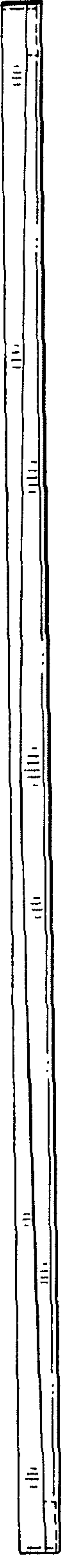


FIG. 3

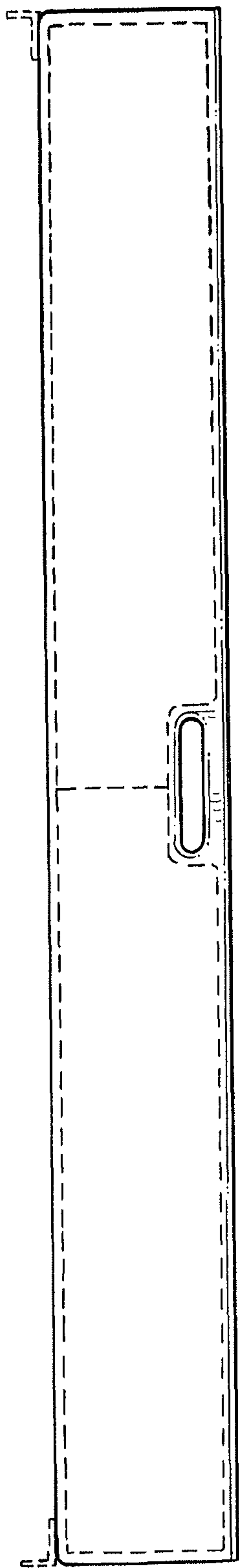


FIG. 4



FIG. 5



FIG. 6

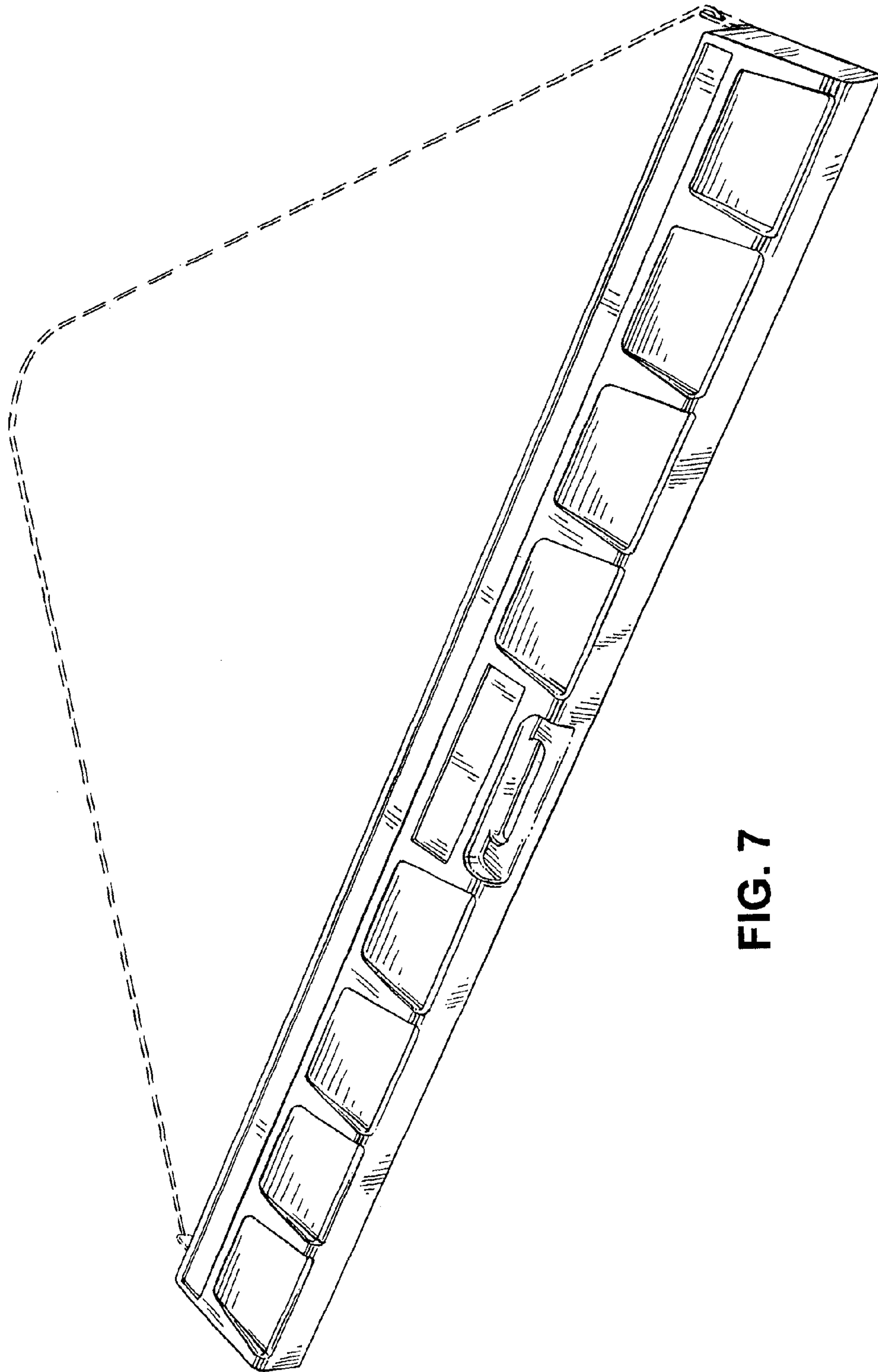


FIG. 7