



US00D701356S

(12) **United States Design Patent**
Troll

(10) **Patent No.:** **US D701,356 S**
(45) **Date of Patent:** **** Mar. 18, 2014**

(54) **PET HARNESS HAVING INTEGRATED COLLAR AND ACCESSORY LOOPS**

(71) Applicant: **Joanne Troll**, Milton, GA (US)

(72) Inventor: **Joanne Troll**, Milton, GA (US)

(**) Term: **14 Years**

(21) Appl. No.: **29/465,467**

(22) Filed: **Aug. 28, 2013**

(51) **LOC (10) Cl.** **30-04**

(52) **U.S. Cl.**
USPC **D30/153; D30/145**

(58) **Field of Classification Search**
USPC D30/144, 145, 146, 151, 152, 153, 199;
D3/215; D2/600, 602-609, 627, 629,
D2/639; 2/151; 119/174, 654, 769, 771,
119/772, 791-798, 815, 821, 850, 855, 856,
119/858-860, 863-865, 907
See application file for complete search history.

(56) **References Cited**

U.S. PATENT DOCUMENTS

3,115,640	A *	12/1963	Wiest	2/151
D206,749	S *	1/1967	Klimkiewicz	D30/152
5,363,809	A *	11/1994	Roe	119/792
5,794,572	A *	8/1998	Saunders et al.	119/858
D453,594	S *	2/2002	Ishihara	D30/152
6,443,101	B1 *	9/2002	Fazio	119/792
6,662,755	B2 *	12/2003	Kato	119/856
D523,187	S *	6/2006	Bazar	D30/152
D612,551	S *	3/2010	Calenda	D30/152

D630,387	S *	1/2011	Mendez	D30/152
D633,257	S *	2/2011	Trias	D30/145
8,132,544	B2 *	3/2012	Kosanke	119/856
2007/0204808	A1 *	9/2007	Harada	119/850
2009/0120377	A1 *	5/2009	Palmer	119/856
2011/0155077	A1 *	6/2011	Hurwitz	119/850
2011/0290199	A1 *	12/2011	Ramirez	119/792

* cited by examiner

Primary Examiner — Caron D Veynar

Assistant Examiner — Martie K Holtje

(74) *Attorney, Agent, or Firm* — Mitchell Law PLLC;
Matthew W. Mitchell

(57) **CLAIM**

The ornamental design for a pet harness having integrated collar and accessory loops, as shown and described.

DESCRIPTION

FIG. 1 is a front elevational view of a pet harness having integrated collar and accessory loops showing my new design;

FIG. 2 is a left side elevational view, the right side view being a mirror image thereof;


FIG. 3 is a rear elevational view thereof;

FIG. 4 is a bottom plan view of my design in an unassembled state; and,

FIG. 5 is a top plan view of FIG. 4.

The dog, attachment means, bows and decorative elements depicted by broken lines in the drawing views have been shown for the purpose of illustrating environment that forms no part of the claimed design.

1 Claim, 3 Drawing Sheets



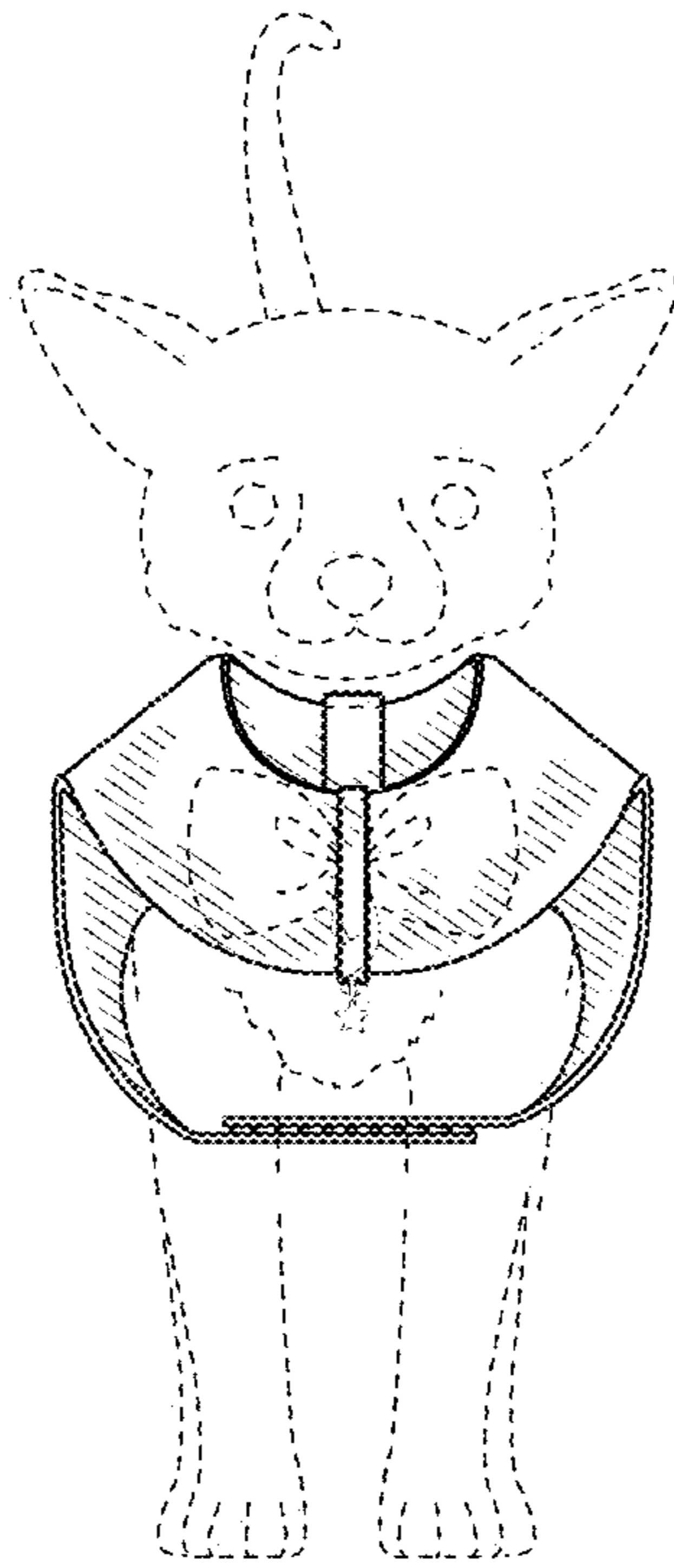


FIG. 1




FIG. 2

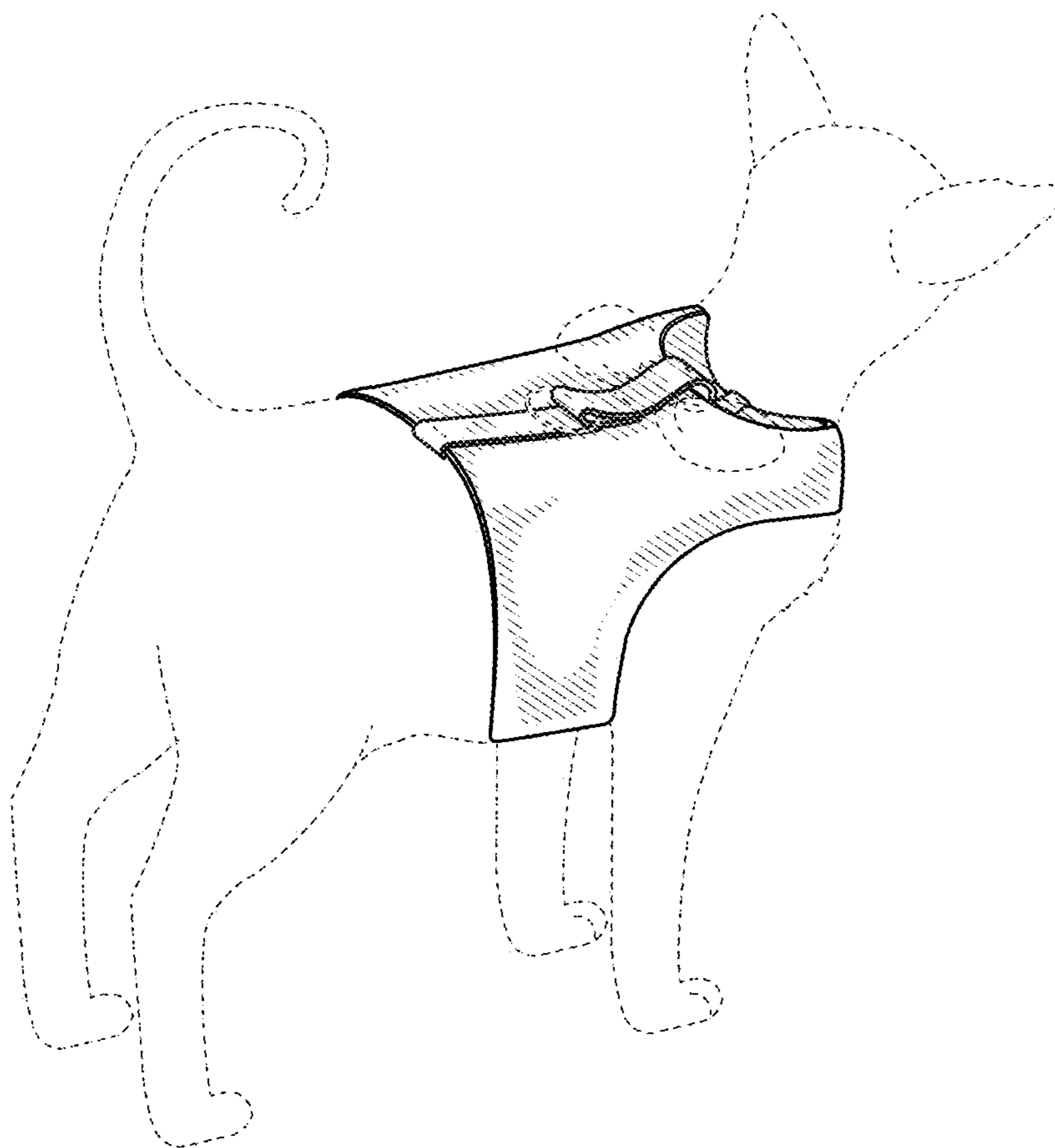


FIG. 3

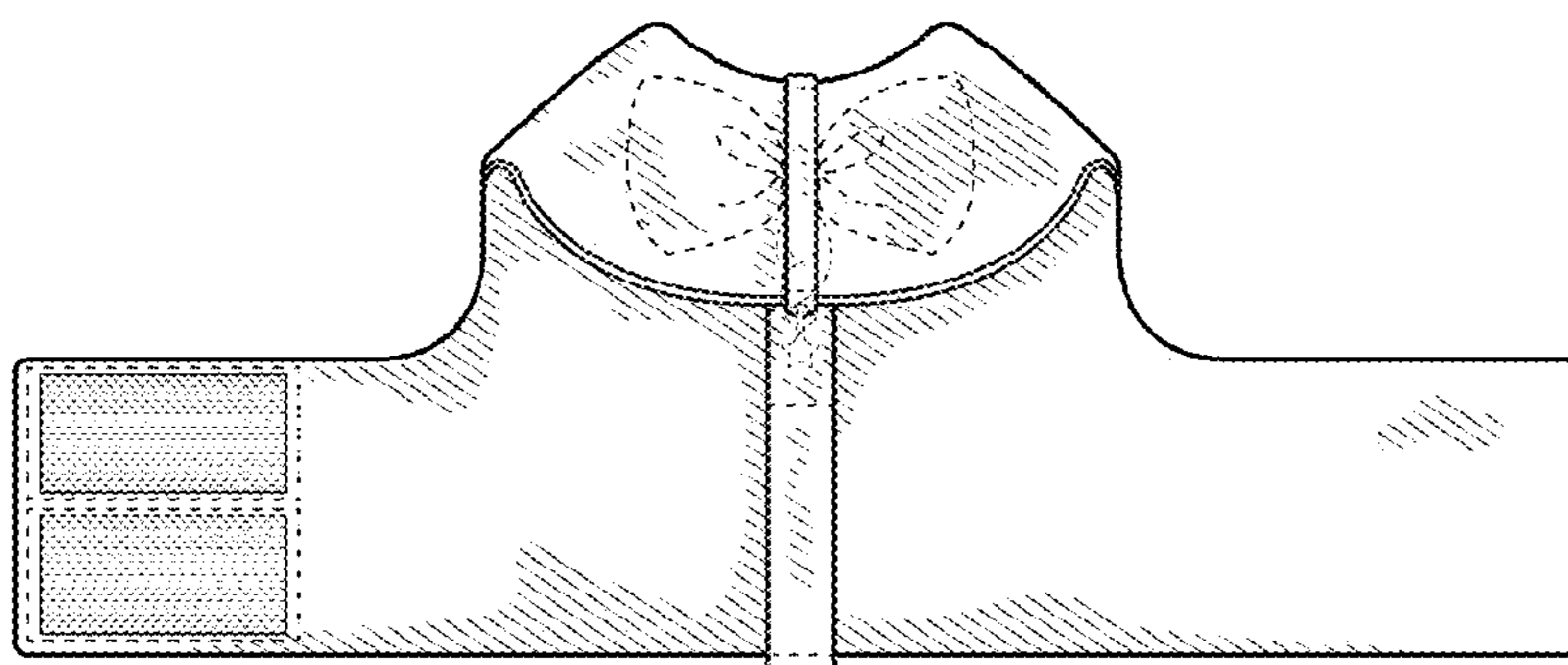


FIG. 4

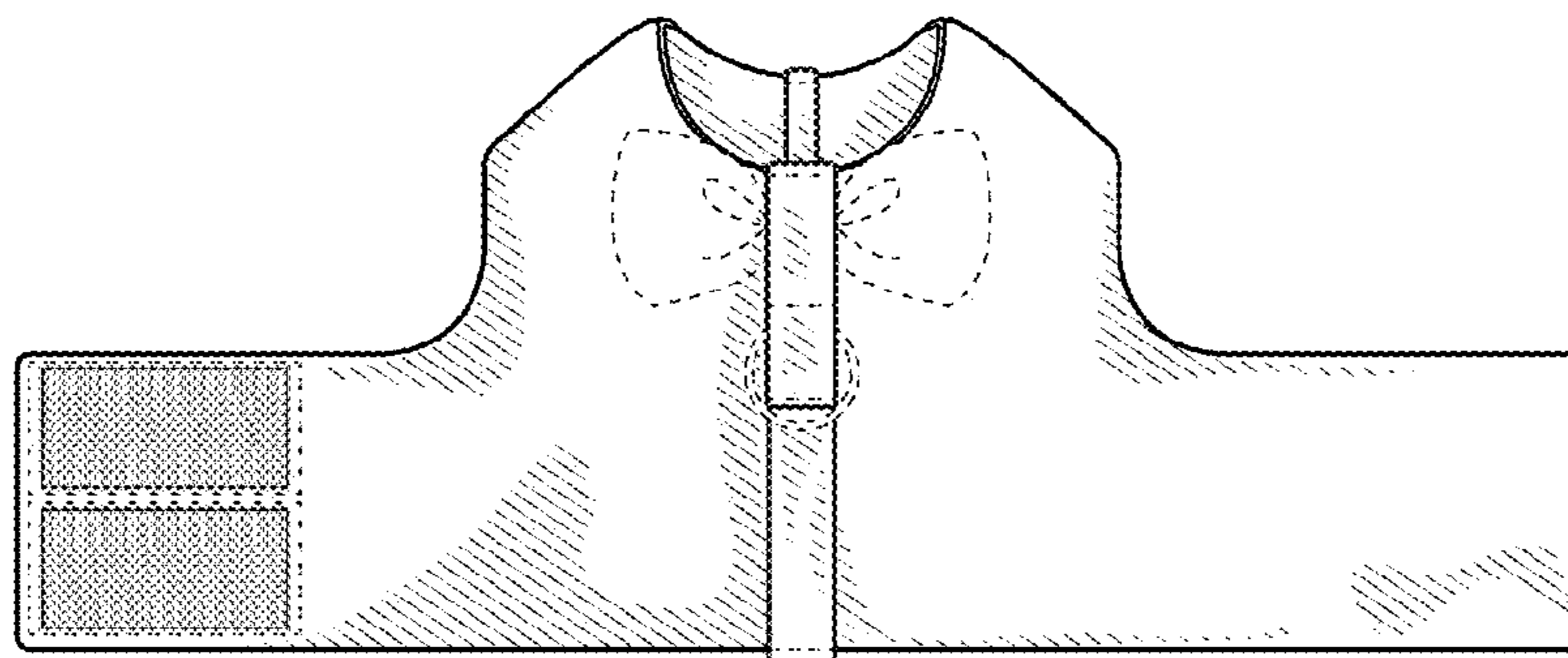


FIG. 5