



US00D701350S

(12) **United States Design Patent**  
**Voravan**

(10) **Patent No.:** **US D701,350 S**  
(45) **Date of Patent:** **\*\* Mar. 18, 2014**

(54) **GOLF GLOVE**

(75) Inventor: **M. L. Poramats Voravan**, North Prakanong Wattana (TH)

(73) Assignee: **Acushnet Company**, Fairhaven, MA (US)

(\*\*) Term: **14 Years**

(21) Appl. No.: **29/425,565**

(22) Filed: **Jun. 25, 2012**

(51) **LOC (10) Cl.** ..... **02-06**

(52) **U.S. Cl.**  
USPC ..... **D29/116.2; D2/619**

(58) **Field of Classification Search**  
USPC ..... D2/610, 611, 612, 613, 614, 615, 616, D2/617, 618, 619, 629, 621, 622, 623; D3/226; D20/33; D21/807; D28/63; D29/113, 114, 116.2, 117.1, 117.2, D29/120.1, 123; D32/40, 41, 42, 43; 2/16, 2/158, 159, 160, 161.1, 161.2, 161.3, 2/161.4, 161.5, 161.6, 161.7, 161.8, 162, 2/167, 168, 169, 170, 907, 910, 917; 15/104.94, 227

See application file for complete search history.

(56) **References Cited**

**U.S. PATENT DOCUMENTS**

D359,380 S *	6/1995	O'Guinn	.....	D2/610
D529,236 S *	9/2006	Litke et al.	.....	D29/123
D529,665 S *	10/2006	Litke et al.	.....	D29/123
D532,162 S *	11/2006	Bonzagni et al.	.....	D29/116.2
D596,806 S *	7/2009	Murphy	.....	D29/116.2
7,836,839 B2 *	11/2010	Park	.....	112/475.09
D637,354 S *	5/2011	Bacon	.....	D29/116.2

8,397,313 B2 *	3/2013	Bevier	.....	2/159
2008/0109934 A1 *	5/2008	Widdemer et al.	.....	2/159
2013/0061369 A1 *	3/2013	Lim	.....	2/161.2

\* cited by examiner

*Primary Examiner* — Karen E Eldridge Powers

(74) *Attorney, Agent, or Firm* — Daniel W. Sullivan

(57) **CLAIM**

The ornamental design for a golf glove, as shown and described.

**DESCRIPTION**

FIG. 1 is a perspective view of a back portion of the golf glove of this invention;

FIG. 2 is a plan view of a back portion of the golf glove of this invention;

FIG. 3 is a lateral side elevation view of the golf glove of this invention;

FIG. 4 is a medial side elevation view of the golf glove of this invention;

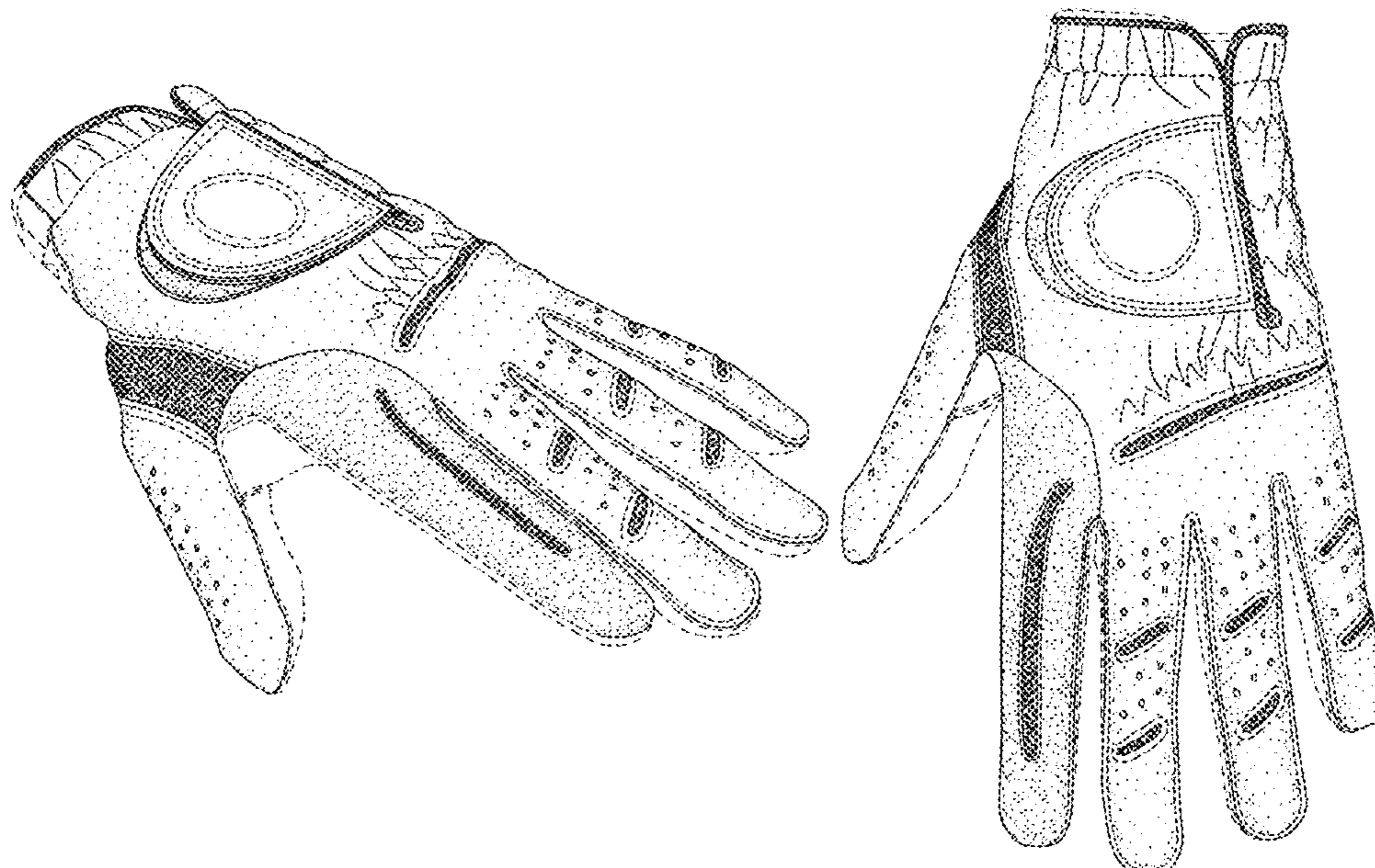
FIG. 5 is a plan view of a front portion of the golf glove of this invention;

FIG. 6 is an elevation view of an open wrist end portion of the golf glove of this invention; and,

FIG. 7 is an elevation view of a closed finger-tip end portion of the golf glove of this invention.

The thicker, shorter-incremented broken lines shown on the surface of the glove depict stitching and form a part of the claimed design. The thinner, longer-incremented broken lines depict unclaimed features of the article in which the claimed design is embodied. The different stippling shown in the index finger casing versus the stippling in the other finger casings indicates a contrast in texture between the respective sections.

**1 Claim, 4 Drawing Sheets**



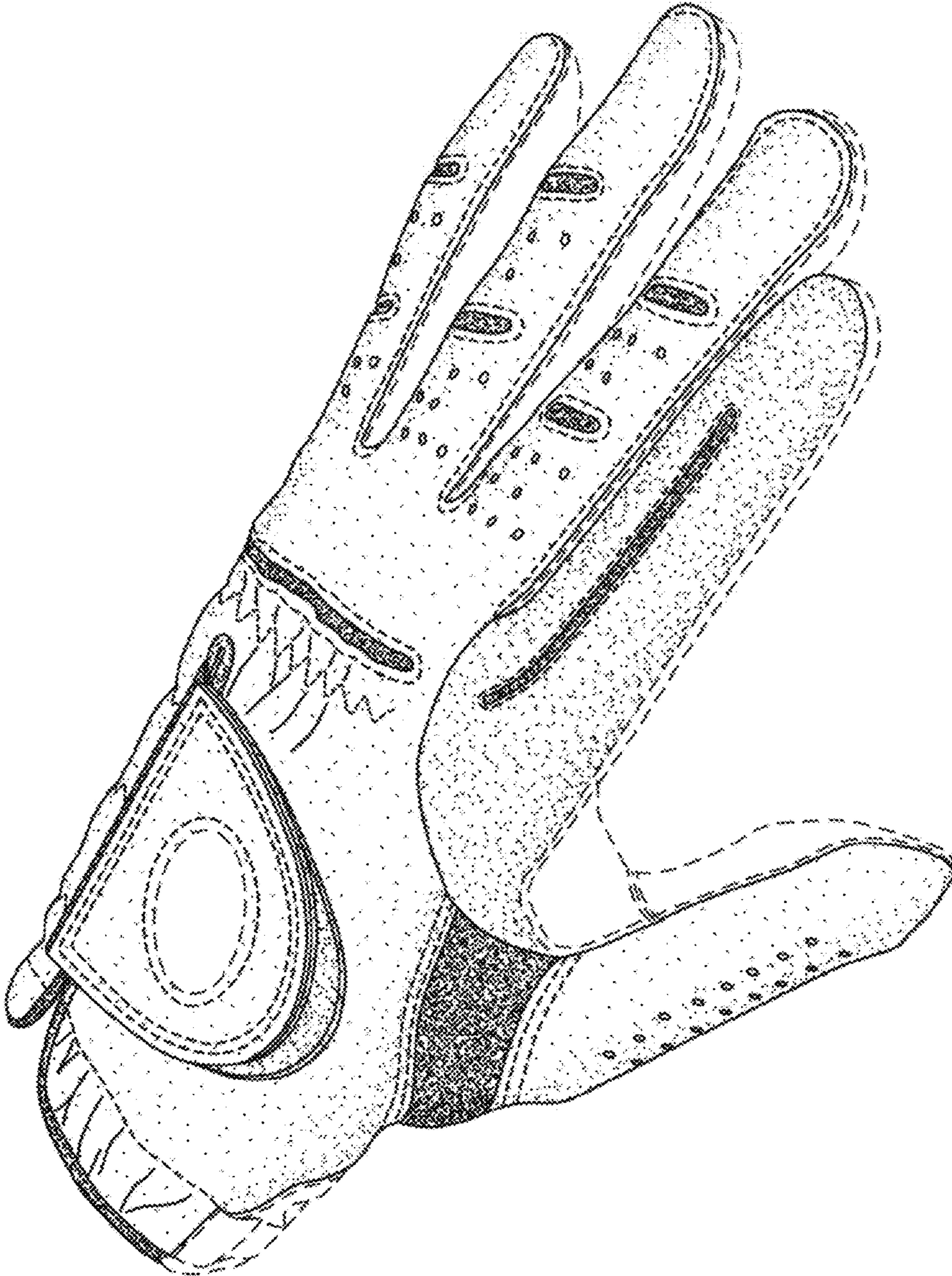


FIG. 1

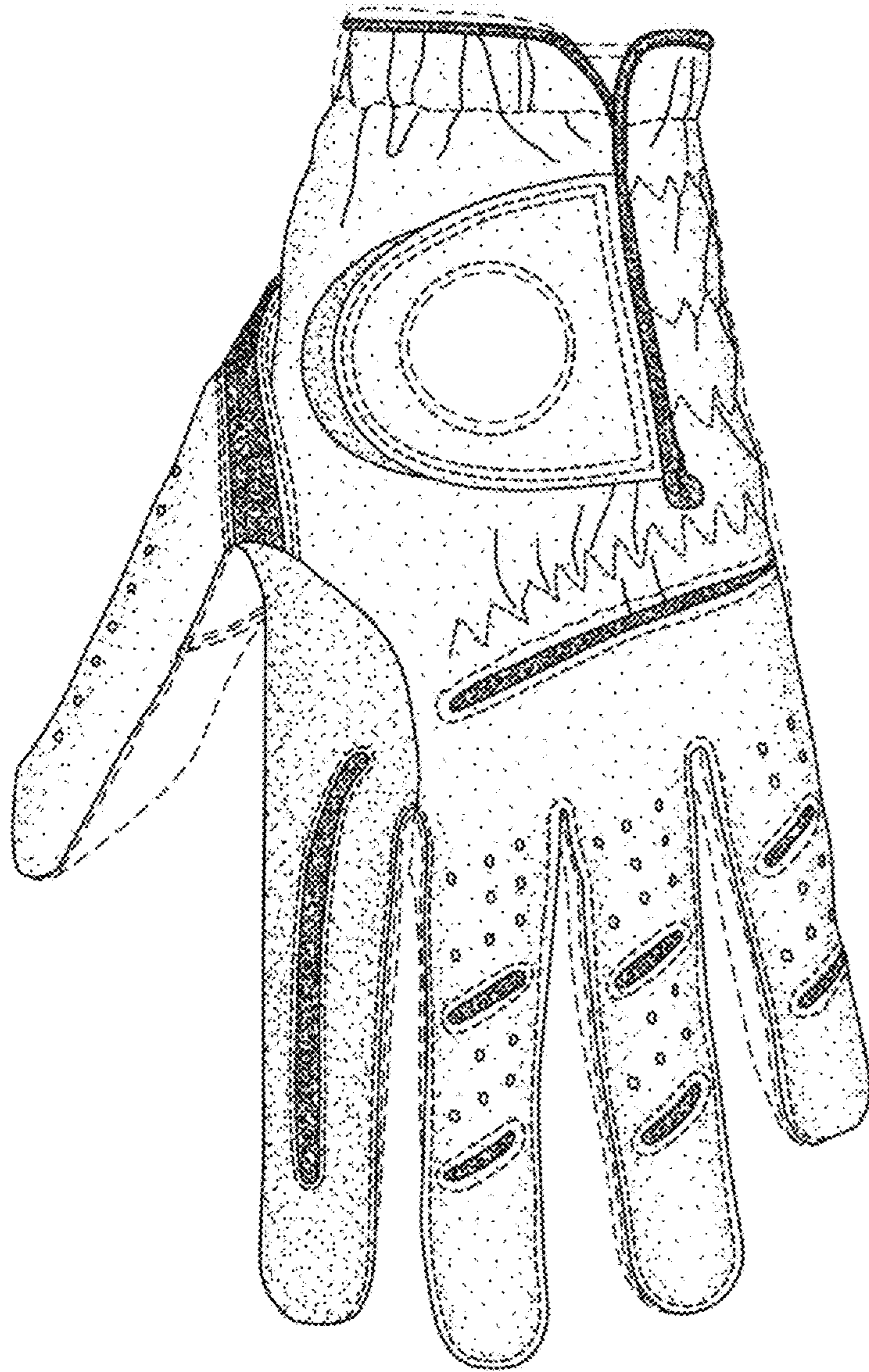


FIG. 2

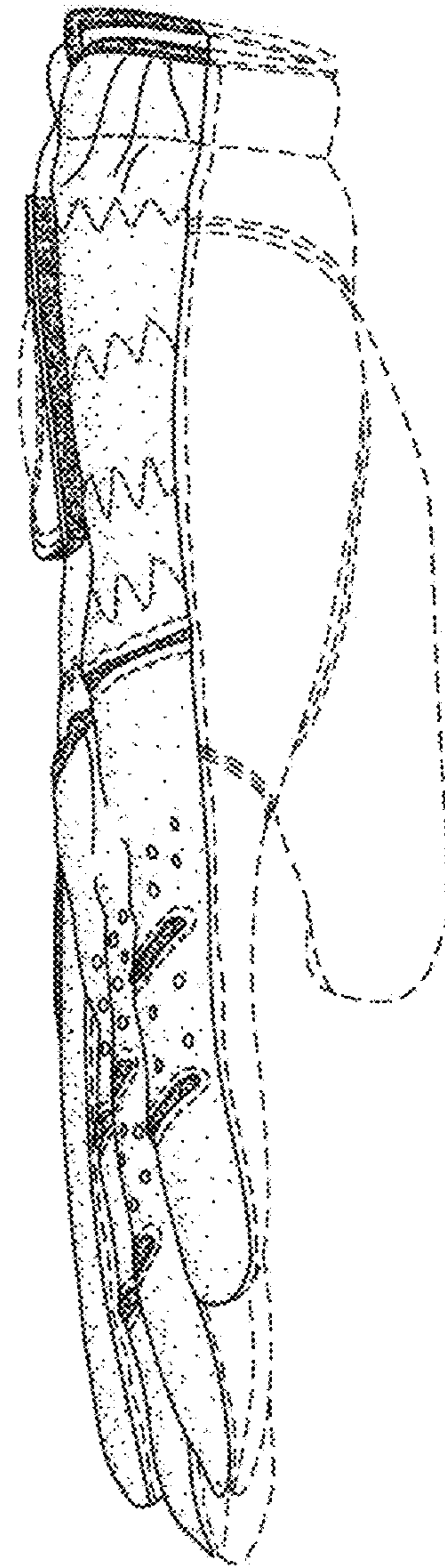


FIG. 3

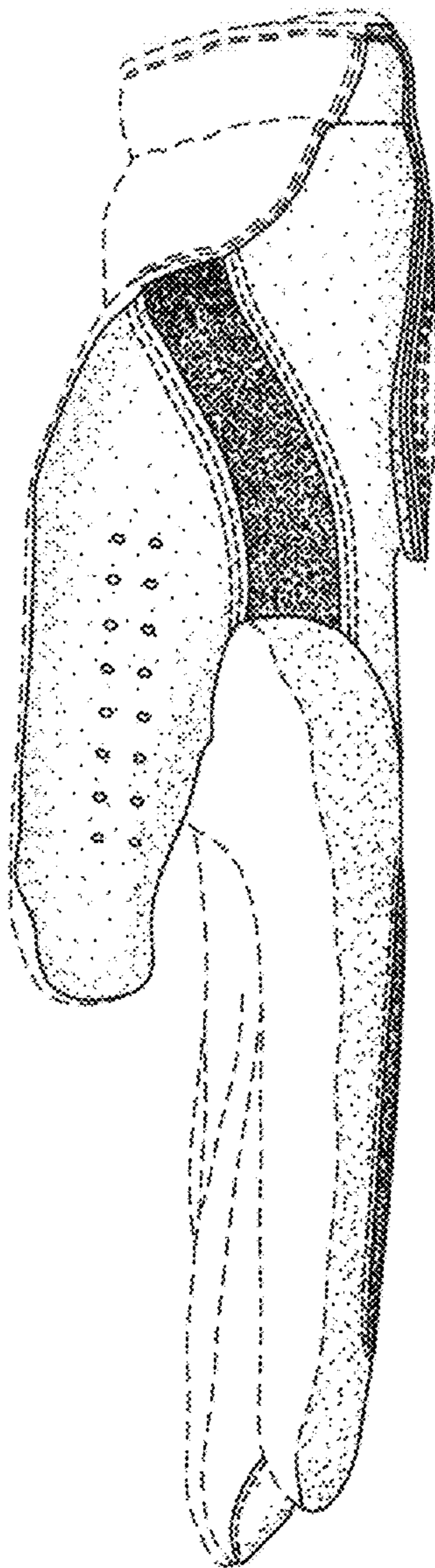


FIG. 4

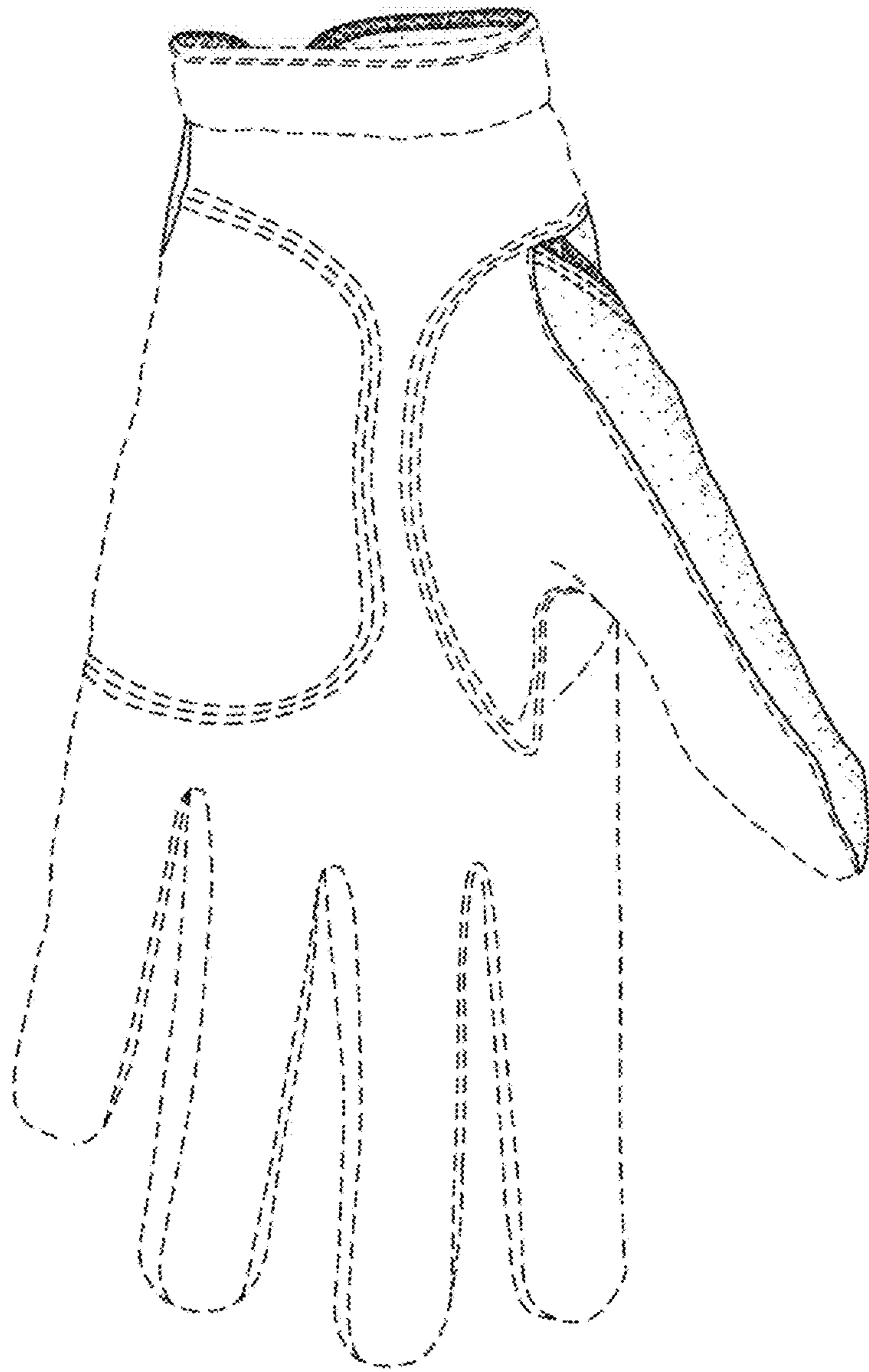


FIG. 5

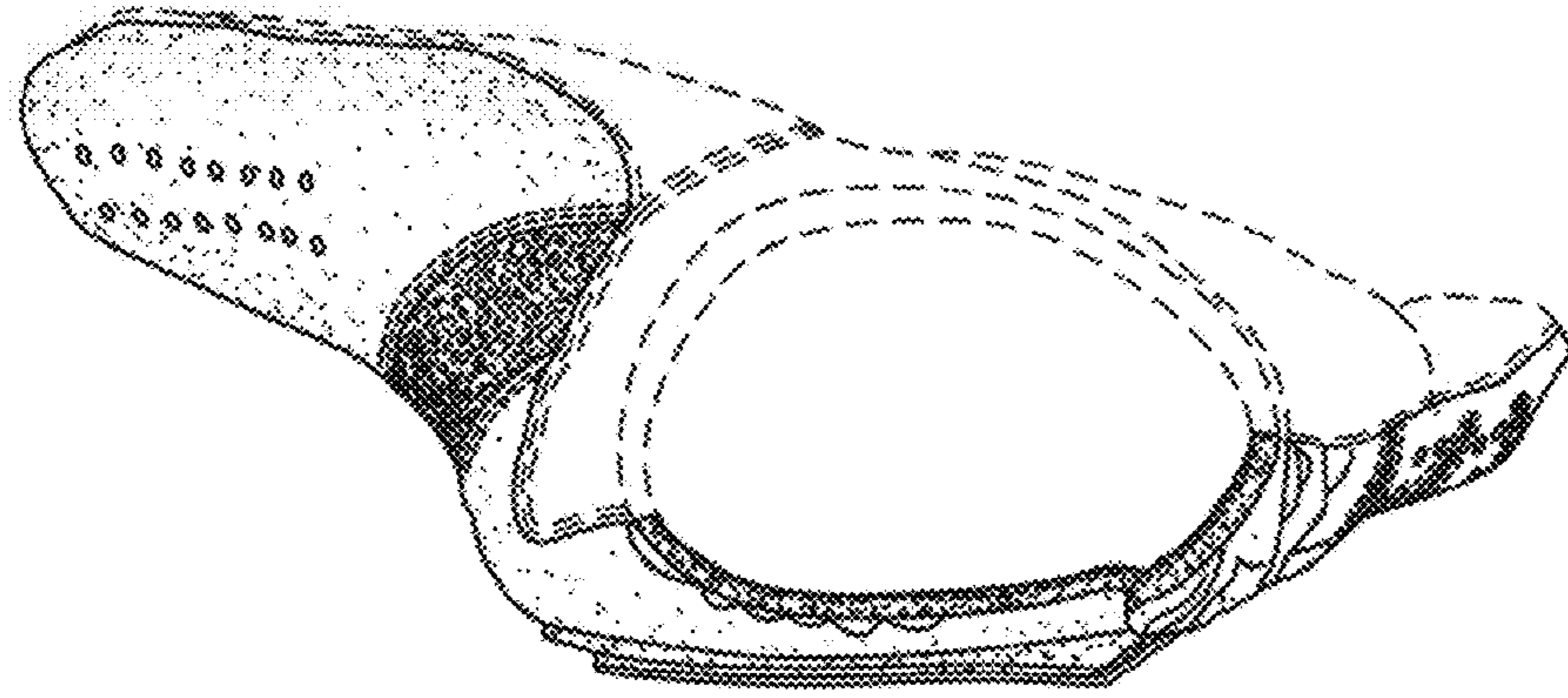


FIG. 6

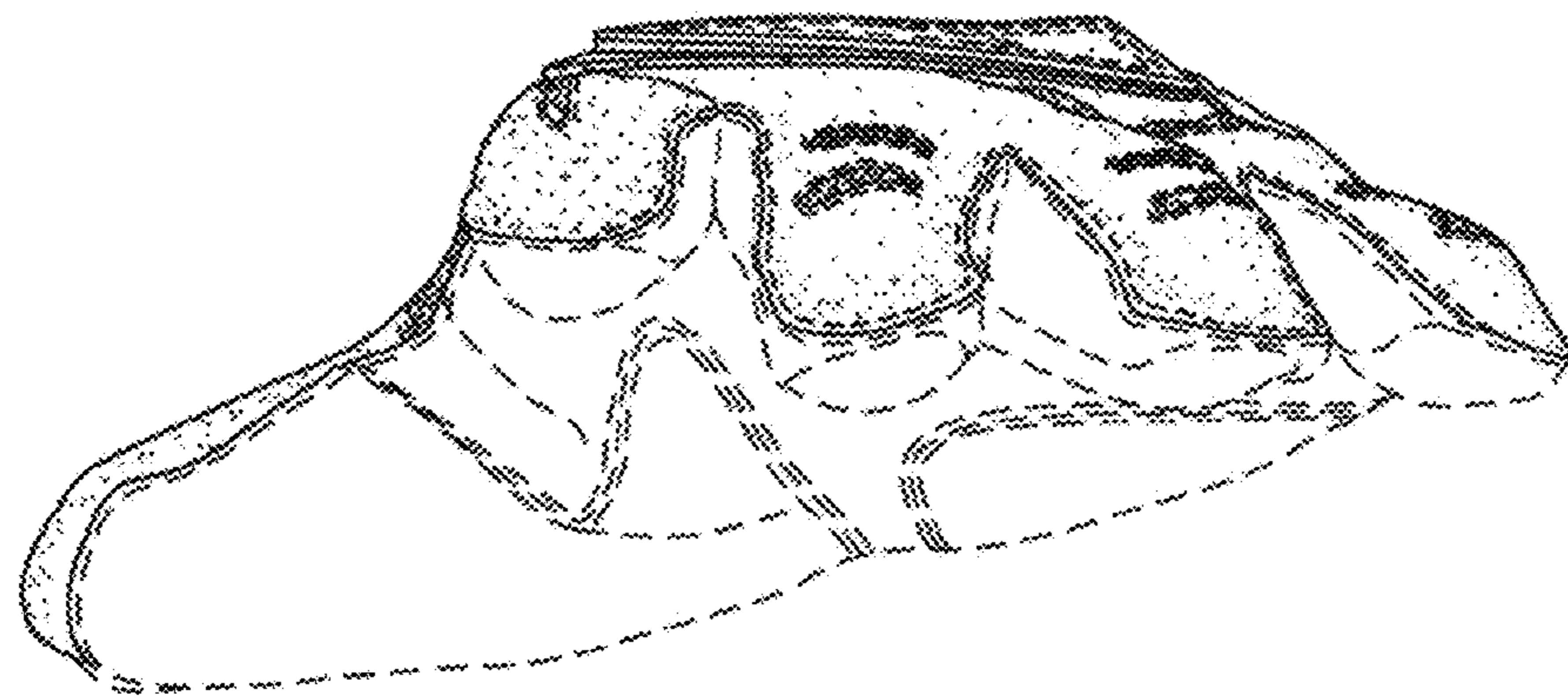


FIG. 7