



US00D701334S

(12) **United States Design Patent**
Christ

(10) **Patent No.:** **US D701,334 S**
(45) **Date of Patent:** **** Mar. 18, 2014**

(54) **AUXILIARY VEHICLE LIGHT**

(75) Inventor: **Alexander Christ**, Cologne (DE)

(73) Assignee: **Hella KGAA**, Lippstadt (DE)

(**) Term: **14 Years**

(21) Appl. No.: **29/406,105**

(22) Filed: **Nov. 10, 2011**

(30) **Foreign Application Priority Data**

May 11, 2011 (EP) 001861972

(51) **LOC (10) Cl.** **26-06**

(52) **U.S. Cl.**
USPC **D26/28**

(58) **Field of Classification Search**
USPC D26/28-36; 362/459-468, 475-478,
362/485-487

See application file for complete search history.

(56) **References Cited**

U.S. PATENT DOCUMENTS

D490,172 S *	5/2004	Yamamoto	D26/28
D520,656 S *	5/2006	Shiu	D26/28
D564,683 S *	3/2008	Roach et al.	D26/28
D570,009 S *	5/2008	Kani et al.	D26/28

* cited by examiner

Primary Examiner — Marcus Jackson

(74) *Attorney, Agent, or Firm* — Husch Blackwell LLP;
Robert C. Haldiman; H. Frederick Rusche

(57) **CLAIM**

The ornamental design for an auxiliary vehicle light, as shown and described.

DESCRIPTION

FIG. 1 is a front perspective view of the auxiliary vehicle light showing a first embodiment of the new design.

FIG. 2 is a front view of the auxiliary vehicle light;

FIG. 3 is a side view of the auxiliary vehicle light;

FIG. 4 is a side view of the auxiliary vehicle light;

FIG. 5 is a top view of the auxiliary vehicle light;

FIG. 6 is a top view of the auxiliary vehicle light;

FIG. 7 is a bottom view of the auxiliary vehicle light;

FIG. 8 is a bottom view of the auxiliary vehicle light;

FIG. 9 is a rear view of the auxiliary vehicle light;

FIG. 10 is a front perspective view of the auxiliary vehicle light second embodiment;

FIG. 11 is a front view of the auxiliary vehicle light second embodiment;

FIG. 12 is a side view of the auxiliary vehicle light second embodiment;

FIG. 13 is a side view of the auxiliary vehicle light second embodiment;

FIG. 14 is a top view of the auxiliary vehicle light second embodiment;

FIG. 15 is a bottom view of the auxiliary vehicle light second embodiment; and,

FIG. 16 is a rear view of the auxiliary vehicle light second embodiment.

1 Claim, 16 Drawing Sheets




Fig 1




Fig 2

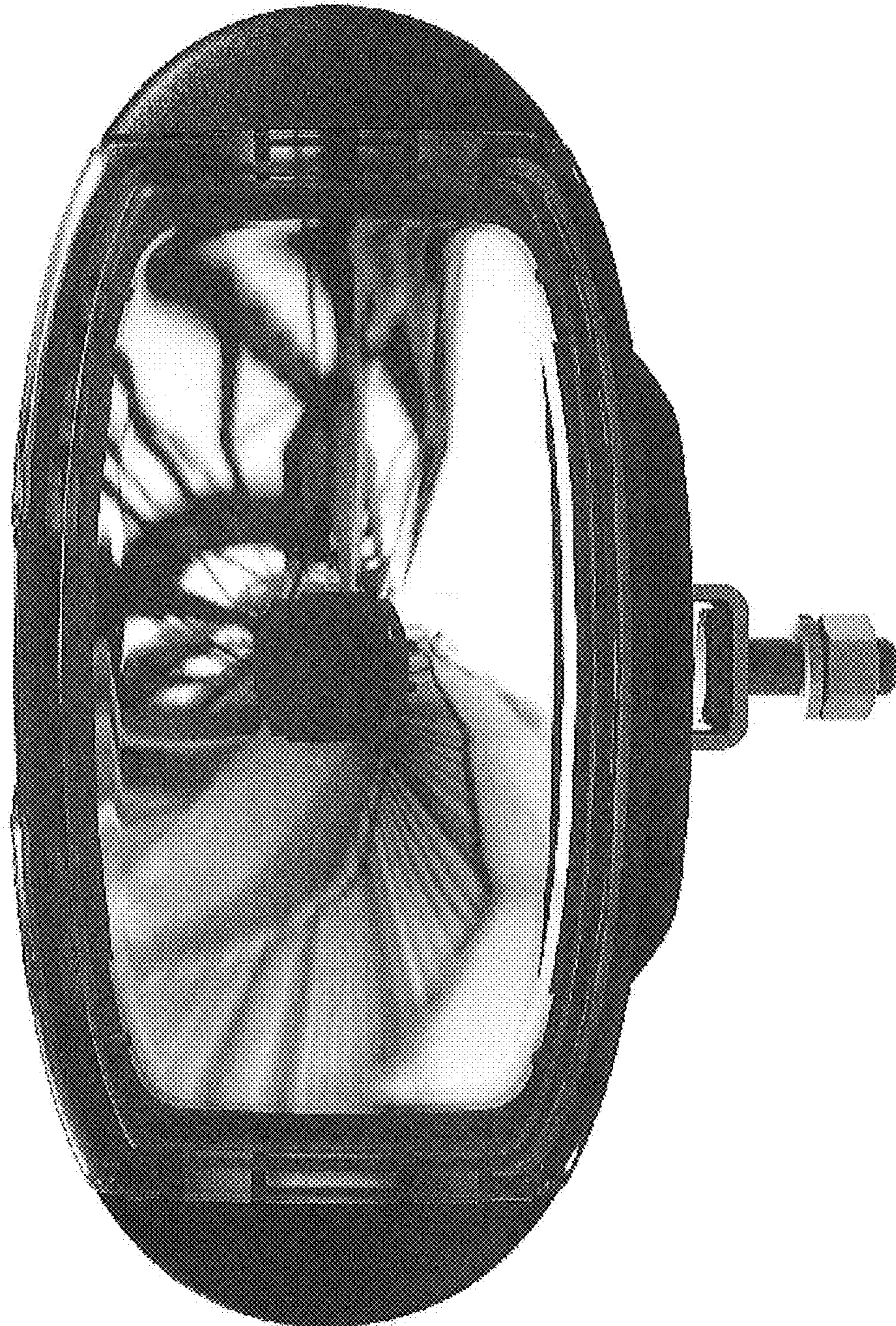


Fig 3




Fig 4




Fig 5




Fig 6




Fig 7




Fig 8




Fig 9




Fig 10




Fig 11

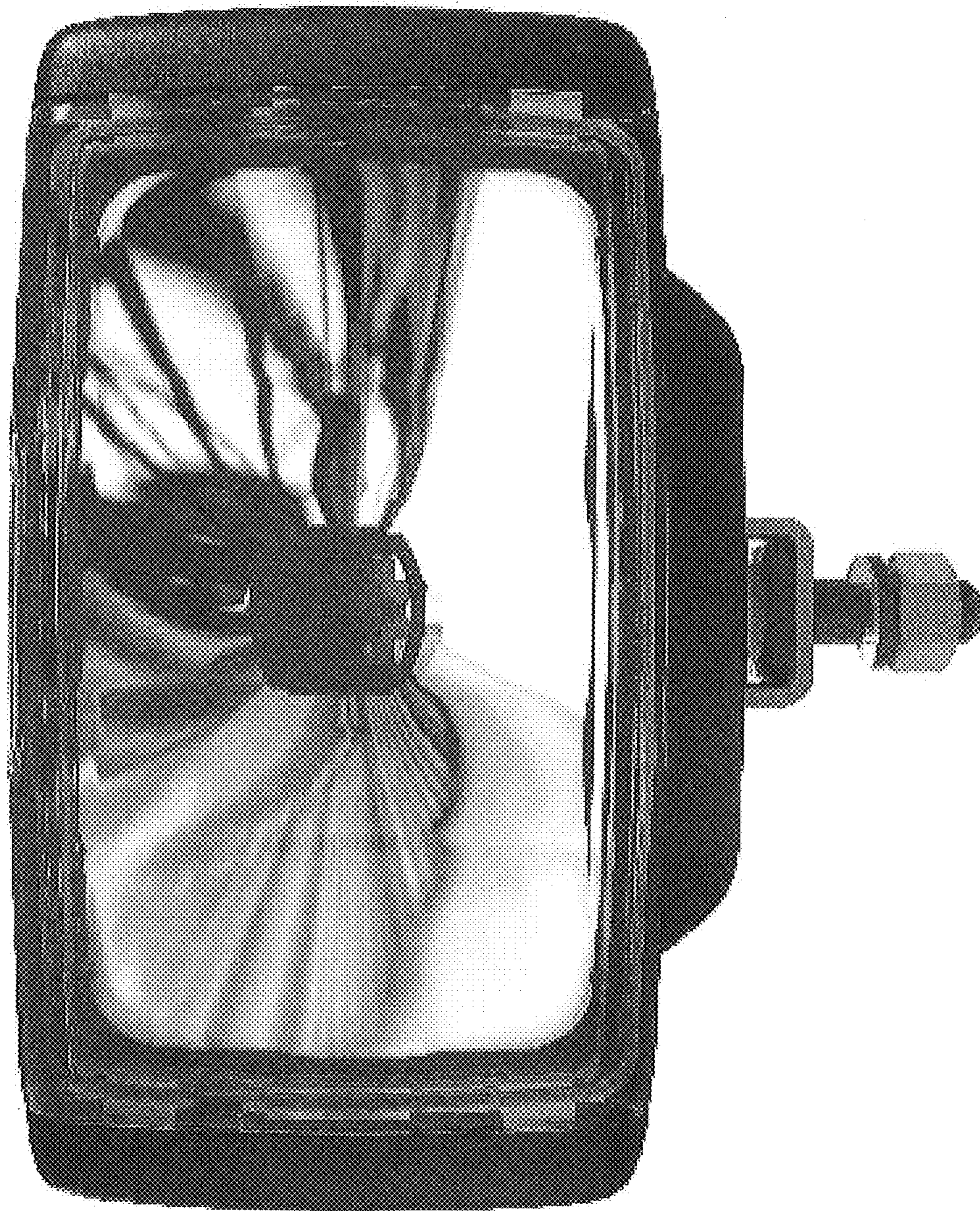


Fig 12




Fig 13




Fig 14




Fig 15




Fig 16

