



US00D701333S

(12) **United States Design Patent**  
**Wen**

(10) **Patent No.:** **US D701,333 S**  
(45) **Date of Patent:** **\*\* Mar. 18, 2014**

(54) **LAMP**

(76) Inventor: **Sheng-Jin Wen**, Shenzhen (CN)

(\*\*) Term: **14 Years**

(21) Appl. No.: **29/417,658**

(22) Filed: **Apr. 6, 2012**

(30) **Foreign Application Priority Data**

Mar. 14, 2012 (CN) ..... 2012 3 0058432

(51) **LOC (10) Cl.** ..... **26-03**

(52) **U.S. Cl.**  
USPC ..... **D26/24**

(58) **Field of Classification Search**  
USPC ..... D26/1, 24, 72, 74, 80, 83, 85, 86, 89,  
D26/91, 118, 120, 124, 128, 131, 135;  
362/101, 133, 147, 267, 453-456, 507  
See application file for complete search history.

(56) **References Cited**

**U.S. PATENT DOCUMENTS**

D361,144 S \* 8/1995 Loiselet ..... D26/44  
D567,987 S \* 4/2008 Khubani ..... D26/85

D574,095 S \* 7/2008 Hill et al. .... D26/26  
D607,600 S \* 1/2010 Keith ..... D26/85  
D633,231 S \* 2/2011 Morrison ..... D26/24  
D647,227 S \* 10/2011 Kaule et al. .... D26/24  
D689,221 S \* 9/2013 Isaac ..... D26/24

\* cited by examiner

*Primary Examiner* — Brian N Vinson

(74) *Attorney, Agent, or Firm* — Schmeiser, Olsen & Watts  
LLP


(57) **CLAIM**

The ornamental design for a lamp, as shown and described.

**DESCRIPTION**

FIG. 1 is a front perspective view of a lamp showing my new design;  
FIG. 2 is a front elevational view thereof;  
FIG. 3 is a rear elevational view thereof;  
FIG. 4 is a left side elevational view thereof;  
FIG. 5 is a right side elevational view thereof;  
FIG. 6 is a top plan view thereof; and,  
FIG. 7 is a bottom plan view thereof.

**1 Claim, 3 Drawing Sheets**






FIG. 1




FIG. 2

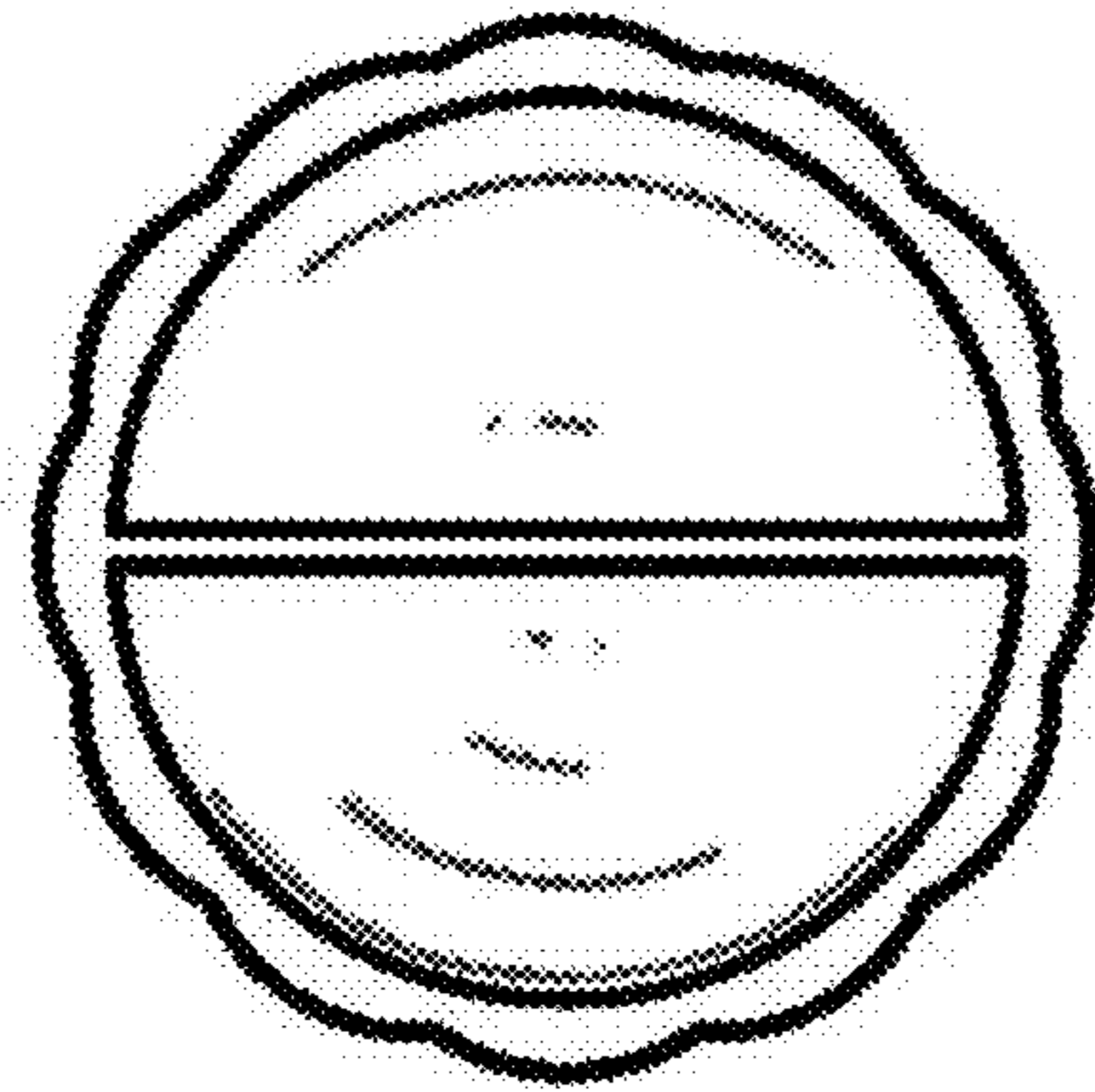


FIG. 3




FIG. 4




FIG. 5

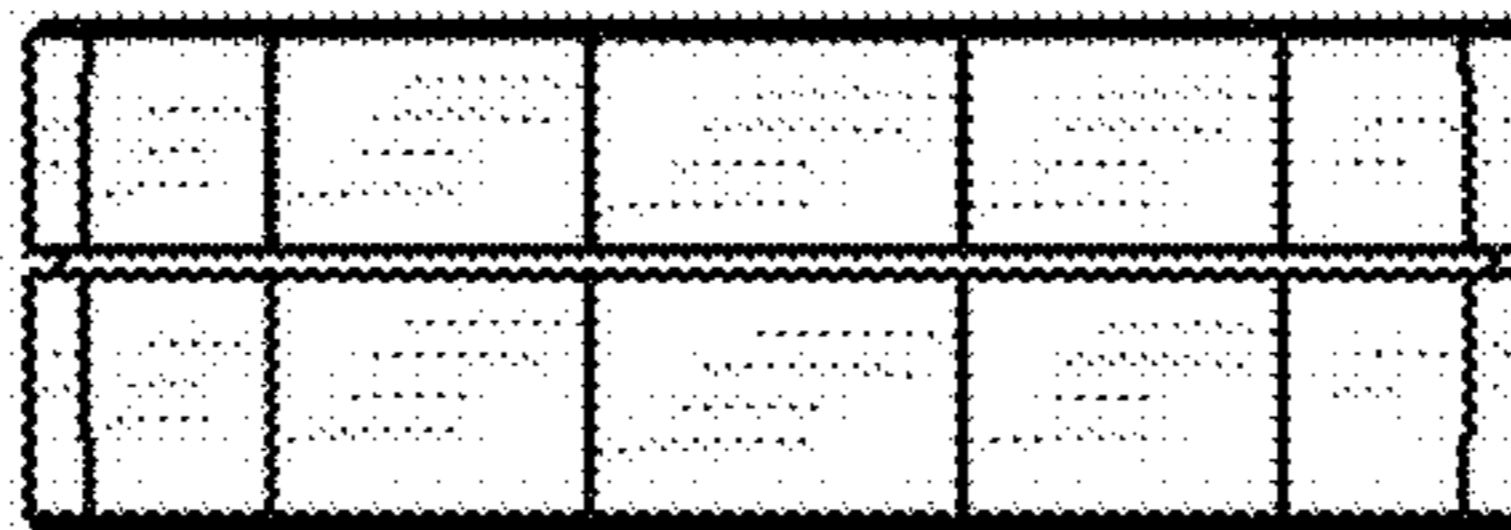


FIG. 6

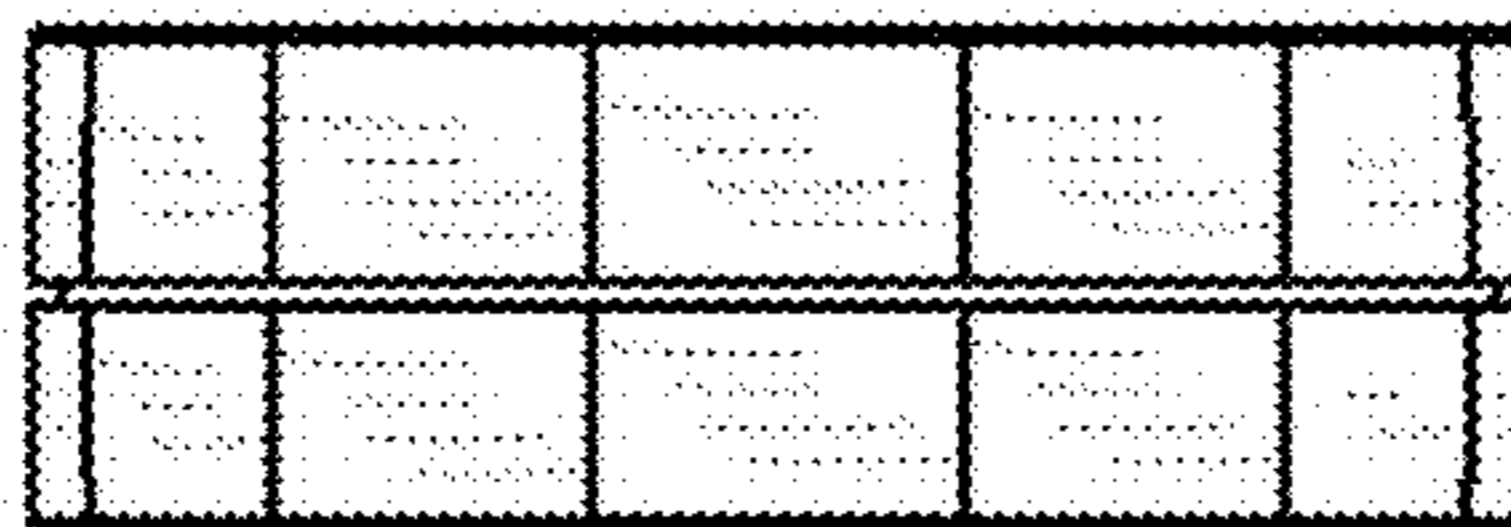


FIG. 7