



US00D701324S

(12) **United States Design Patent**
Lynch et al.

(10) **Patent No.:** **US D701,324 S**
(45) **Date of Patent:** **** Mar. 18, 2014**

(54) **DOOR**

(71) Applicant: **Masonite Corporation**, Tampa, FL (US)

(72) Inventors: **Steven K. Lynch**, St. Charles, IL (US);
Dale W. Mayfield, Tampa, FL (US);
Jason W. Caulk, Tampa, FL (US)

(73) Assignee: **Masonite Corporation**, Tampa, FL (US)

(**) Term: **14 Years**

(21) Appl. No.: **29/461,447**

(22) Filed: **Jul. 23, 2013**

Related U.S. Application Data

(60) Division of application No. 29/424,415, filed on Jun. 12, 2012, now Pat. No. Des. 686,752, which is a continuation of application No. 29/409,623, filed on Dec. 27, 2011, now Pat. No. Des. 661,814, which is a division of application No. 29/388,216, filed on Mar. 25, 2011, now Pat. No. Des. 651,323, which is a division of application No. 29/359,307, filed on Apr. 8, 2010, now Pat. No. Des. 635,688, which is a division of application No. 29/339,411, filed on Jun. 30, 2009, now Pat. No. Des. 614,311, which is a division of application No. 29/322,239, filed on Jul. 31, 2008, now Pat. No. Des. 595,426, which is a division of application No. 29/210,842, filed on Aug. 9, 2004, now Pat. No. Des. 574,512, which is a division of application No. 29/168,815, filed on Oct. 10, 2002, now Pat. No. Des. 495,062.

(51) **LOC (10) Cl.** **25-02**

(52) **U.S. Cl.**
USPC **D25/48.3**

(58) **Field of Classification Search**
USPC 52/455, 313, 314; 49/501, 504;
D25/48.3

See application file for complete search history.

(56) **References Cited**

U.S. PATENT DOCUMENTS

682,322 A	9/1901	Cronin
3,121,263 A	2/1964	Binner
3,546,841 A	12/1970	Smith et al.
D326,529 S	5/1992	Wilkening
D366,939 S	2/1996	Schafernak
6,553,735 B1	4/2003	Wang Chen
D509,303 S	9/2005	Walsh et al.

(Continued)

OTHER PUBLICATIONS

1993 Sweet's Catalog, section 08200-ENJ, BuyLine 0719, p. 7, bottom of page, second door from left side labeled J-102.

Primary Examiner — Doris Clark

(74) *Attorney, Agent, or Firm* — Berenato & White, LLC

(57) **CLAIM**

The ornamental design for a door, as shown and described.

DESCRIPTION

FIG. 1 is a front elevational view of a first embodiment of our design with the profile of FIGS. 2-4 being incorporated therein;

FIG. 2 is a fragmentary perspective view taken along the line 2-2 of FIG. 1, viewed in the direction of the arrows, illustrating the profile of our design;

FIG. 3 is a fragmentary cross-sectional view of the profile of FIG. 2;

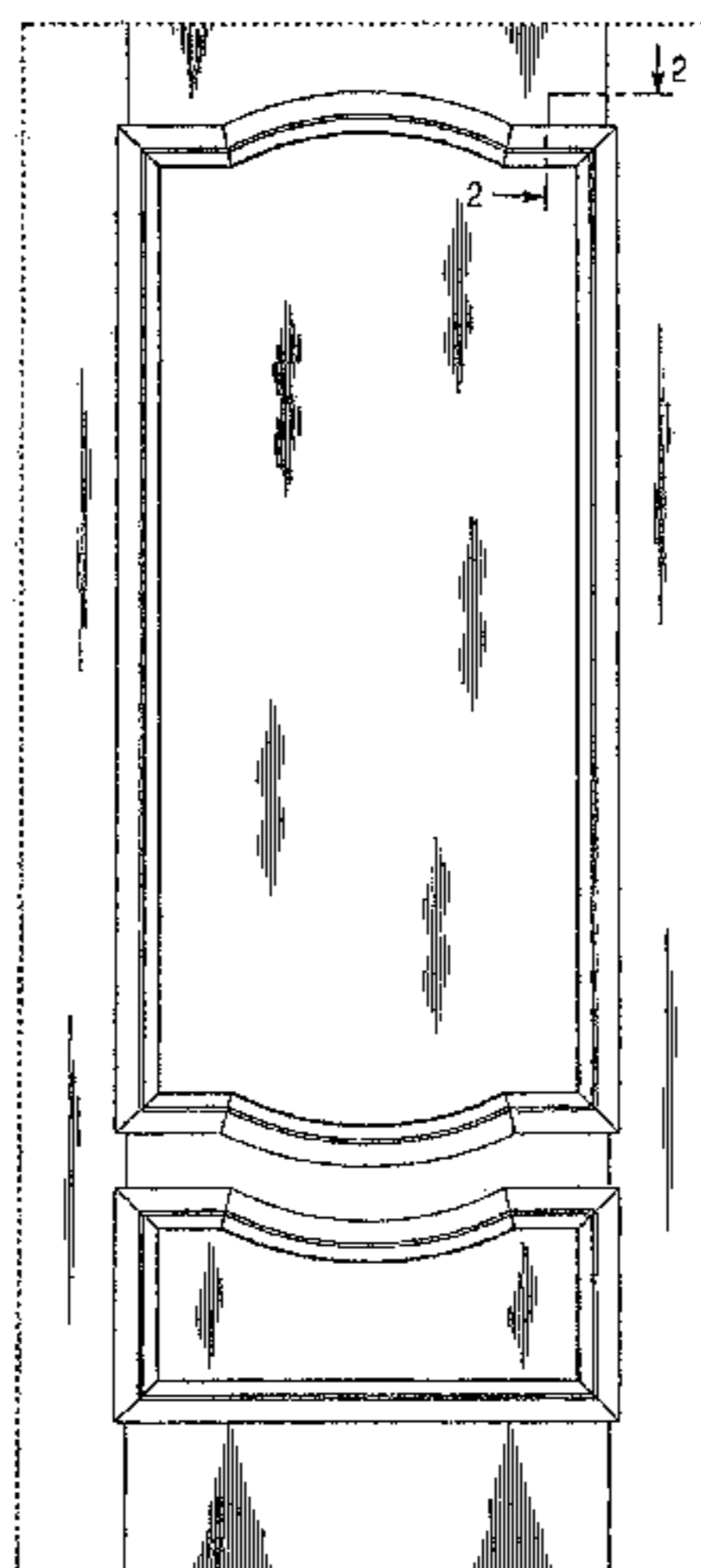
FIG. 4 is a fragmentary front elevational view showing the profile of FIG. 2;

FIG. 5 is a front elevational view of a second embodiment of our design, with the profile of FIGS. 2-4 being incorporated therein; and,

FIG. 6 is a front elevational view of a third embodiment of our design, with the profile of FIGS. 2-4 being incorporated therein.

The broken lines are for illustrative purposes only and form no part of the claimed design.

1 Claim, 4 Drawing Sheets



(56)

References Cited

U.S. PATENT DOCUMENTS

D529,187 S * 9/2006 Walsh et al. D25/48.3
D534,660 S 1/2007 Lynch

7,160,601 B2 1/2007 Ellingson
2004/0003561 A1 1/2004 Ringness
2004/0035085 A1 2/2004 Crittenden

* cited by examiner

Fig. 1

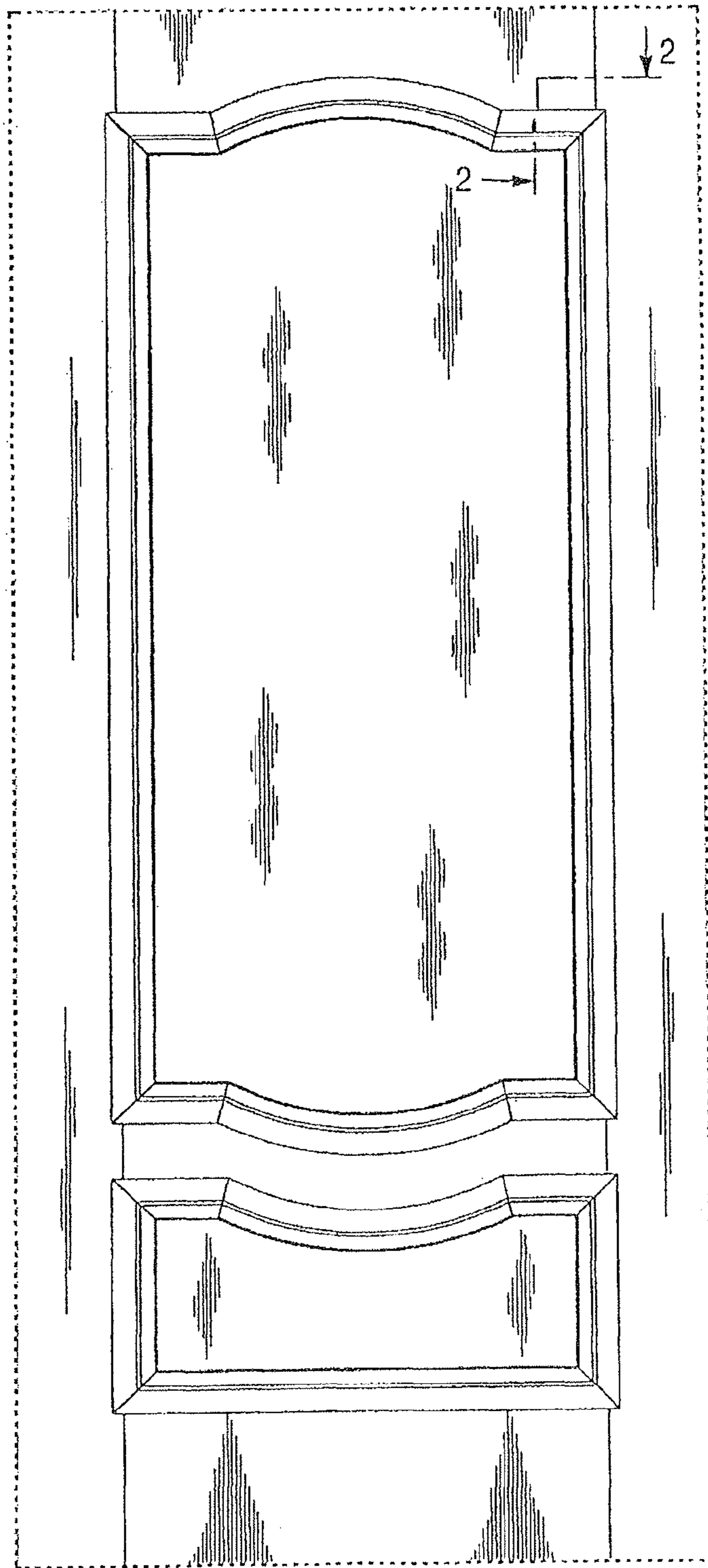


Fig. 2

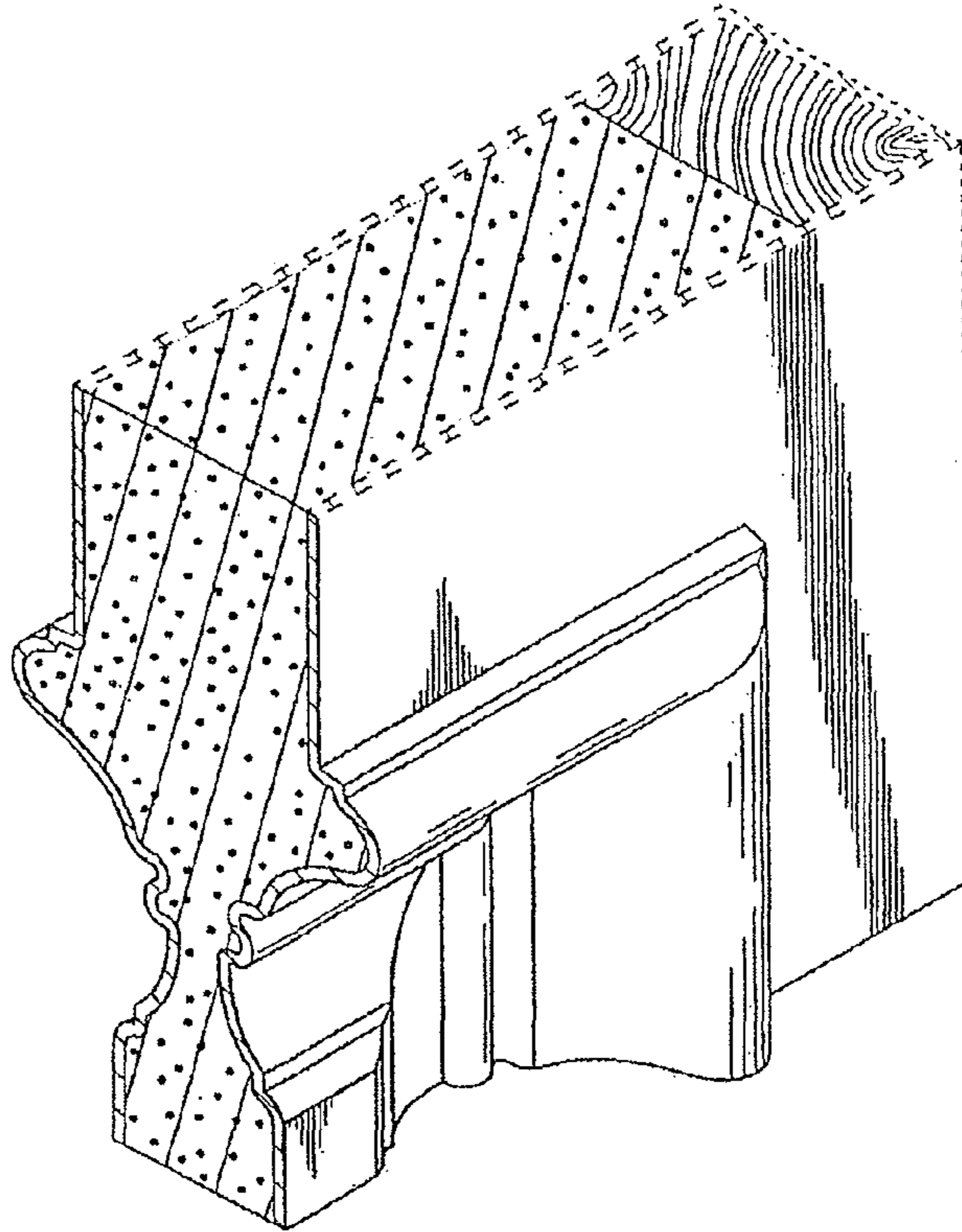


Fig. 3

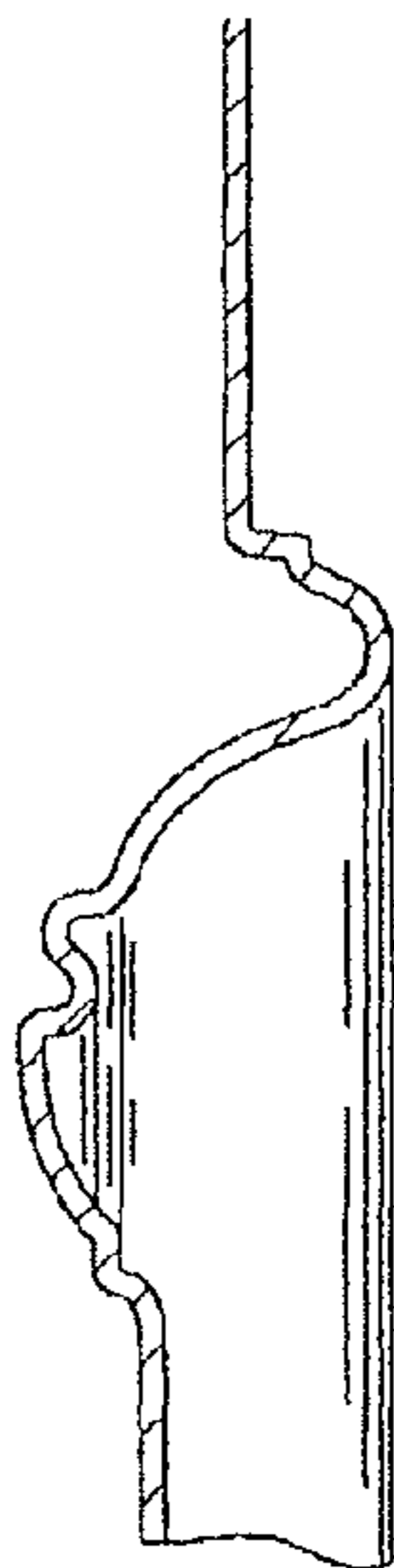


Fig. 4

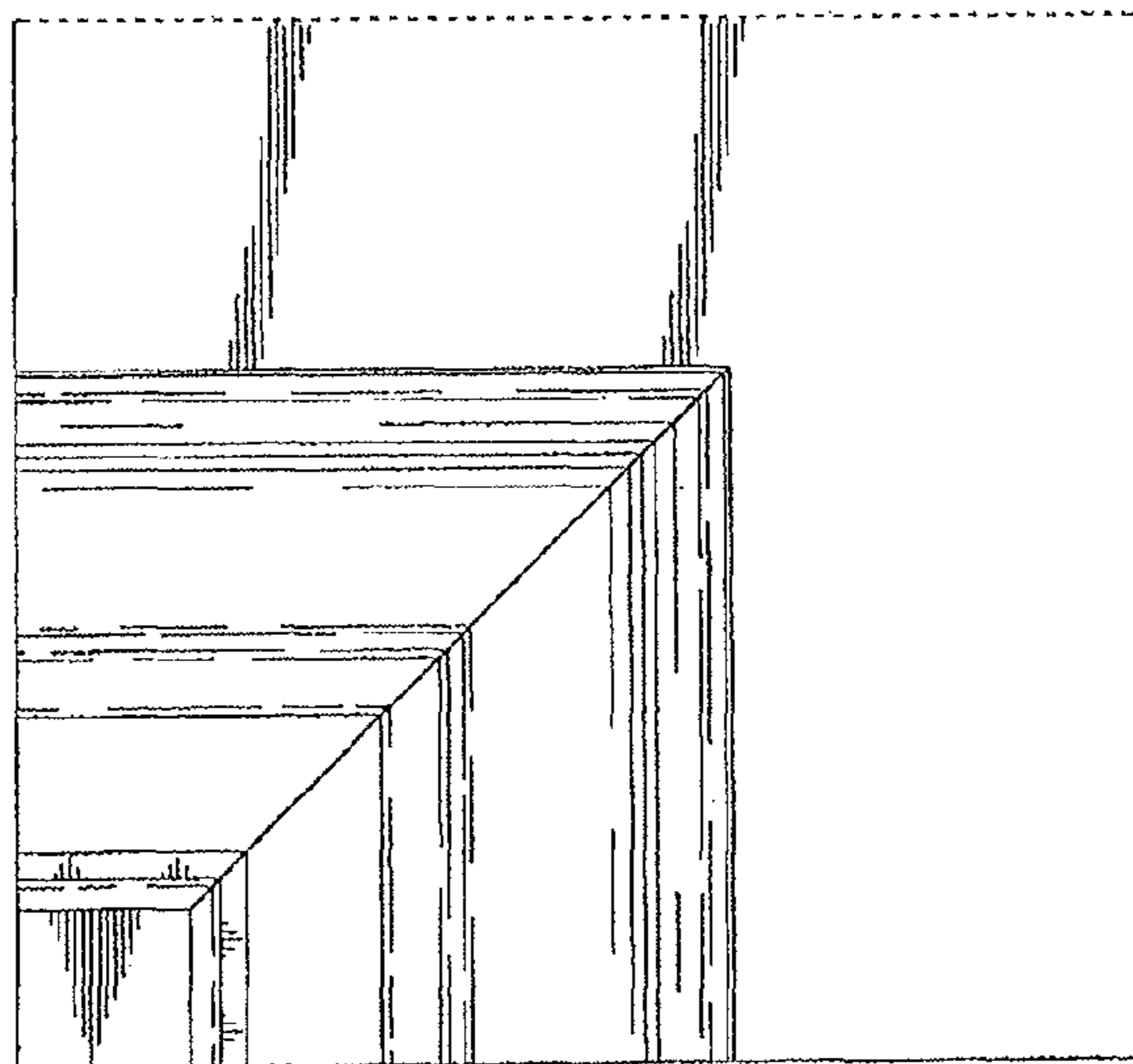


Fig. 5

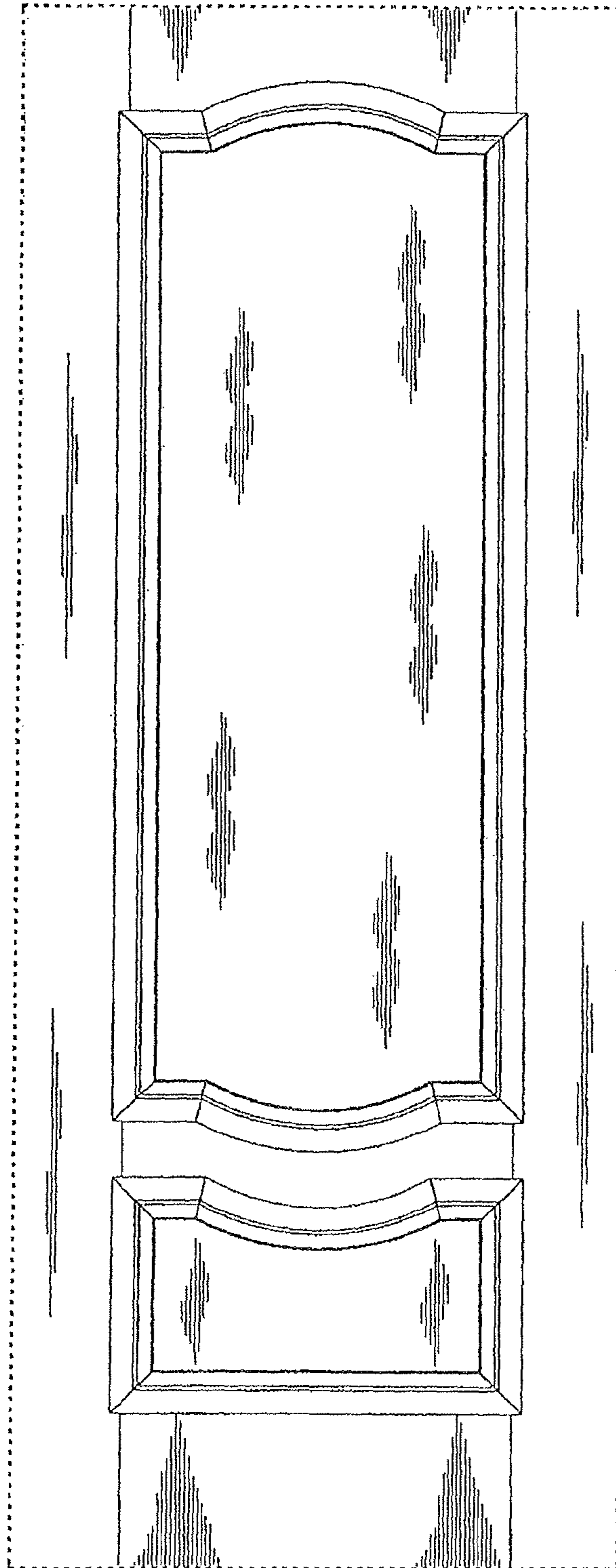


Fig. 6

