



US00D701321S

(12) **United States Design Patent**
McEtchin et al.

(10) **Patent No.:** **US D701,321 S**
(45) **Date of Patent:** **** Mar. 18, 2014**

(54) **HANDHELD ELECTRONIC PIPETTE**

(75) Inventors: **Stanley Douglas McEtchin**, Pleasanton, CA (US); **Joshua Todd Druker**, Redwood City, CA (US); **Tark Abed**, Palo Alto, CA (US); **HaoYu Feng**, Sunnyvale, CA (US); **Michael C. Schmitt diei**, Baltimore, MD (US); **Deryl Stanley**, Livermore, CA (US)

(73) Assignee: **Rainin Instrument, LLC**, Oakland, CA (US)

(**) Term: **14 Years**

(21) Appl. No.: **29/422,094**

(22) Filed: **May 16, 2012**

(51) **LOC (10) Cl.** **24-02**

(52) **U.S. Cl.**
USPC **D24/222**

(58) **Field of Classification Search**
USPC D24/216, 222, 224, 231, 232, 112, 114, D24/115; D10/81; 422/501; 73/864.01, 73/864.02, 864.11, 864.13, 864.14, 864.16
See application file for complete search history.

(56) **References Cited**

U.S. PATENT DOCUMENTS

D426,642 S * 6/2000 Rainin et al. D24/222

D548,358 S * 8/2007 Koop D24/222
D596,754 S * 7/2009 Cote et al. D24/222
D672,469 S * 12/2012 Christensen et al. D24/222
D674,913 S * 1/2013 Koop D24/222
2008/0034898 A1 * 2/2008 Molitor et al. 73/864.16

* cited by examiner

Primary Examiner — Anhdao Doan

(74) *Attorney, Agent, or Firm* — Clarke A. Wixon

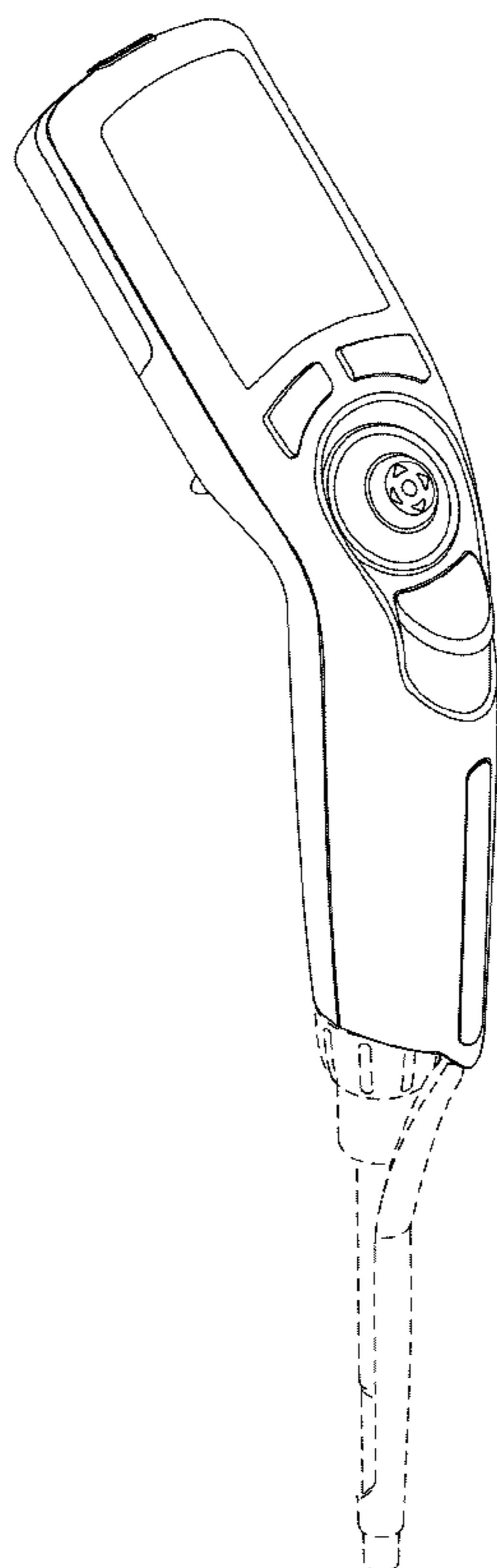
(57) **CLAIM**

We claim the ornamental design for a handheld electronic pipette, as shown and described.

DESCRIPTION

FIG. 1 is a perspective view showing a side and front of the handheld electronic pipette;
FIG. 2 is a rear view of the handheld electronic pipette;
FIG. 3 is a front view of the handheld electronic pipette;
FIG. 4 is a side view of the handheld electronic pipette;
FIG. 5 is a top view of the handheld electronic pipette; and,
FIG. 6 is a bottom view of the handheld electronic pipette.
The broken lines in the drawings are included for the purpose of illustrating portions of the handheld electronic pipette that form no part of the claimed design.

1 Claim, 5 Drawing Sheets



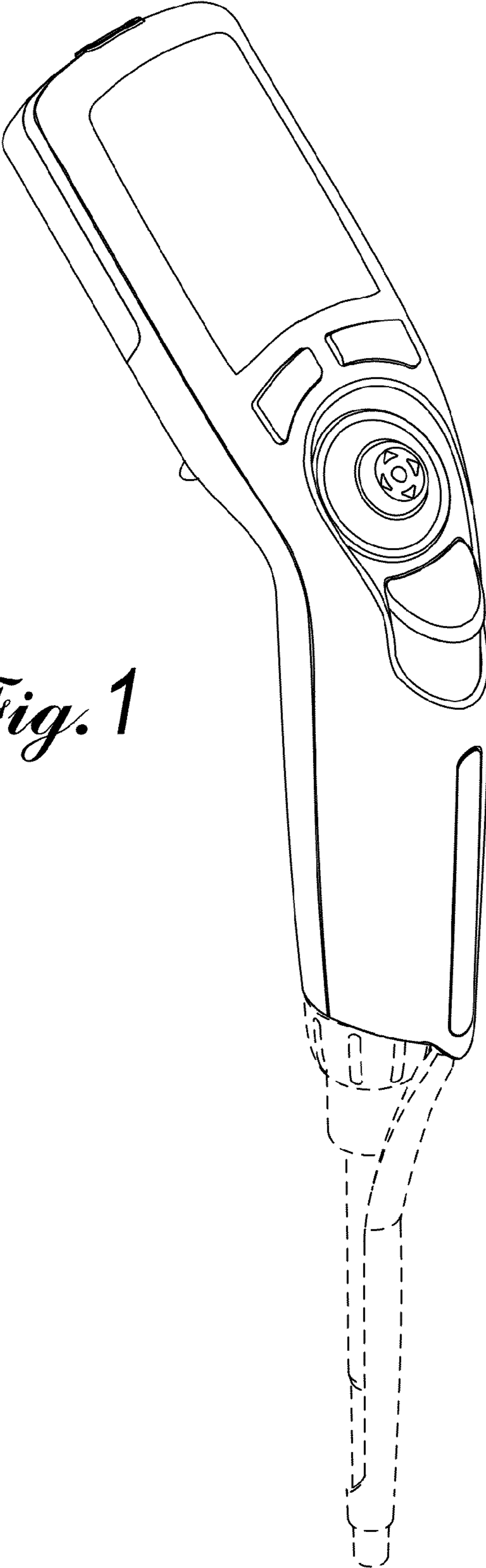


Fig. 1

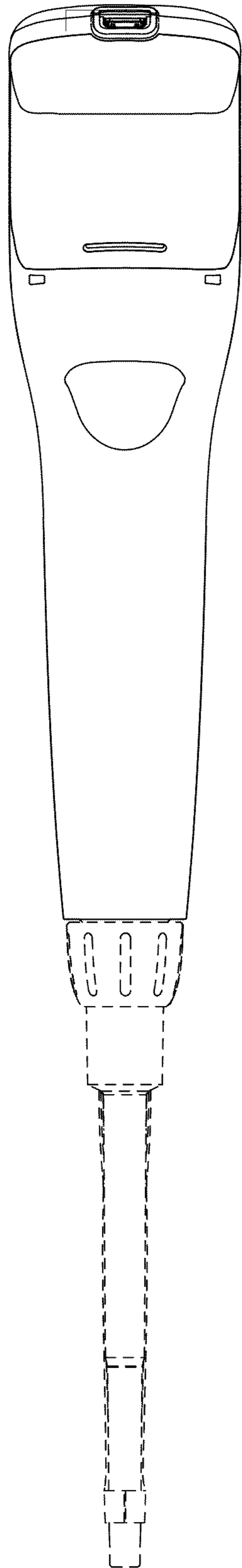


Fig. 2

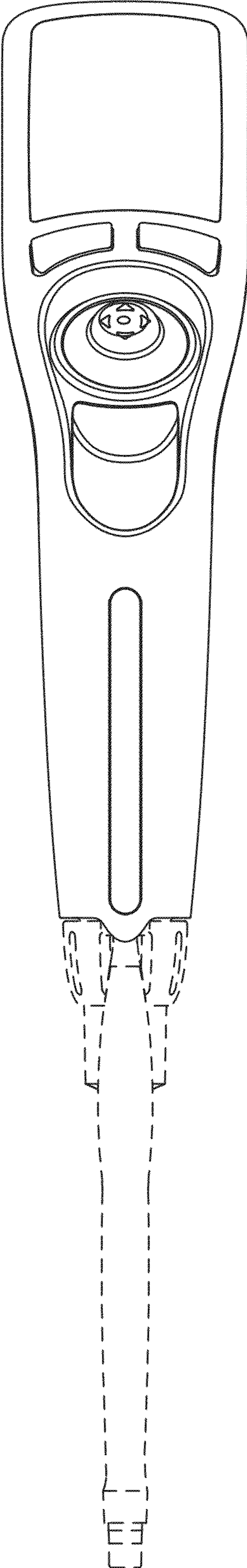
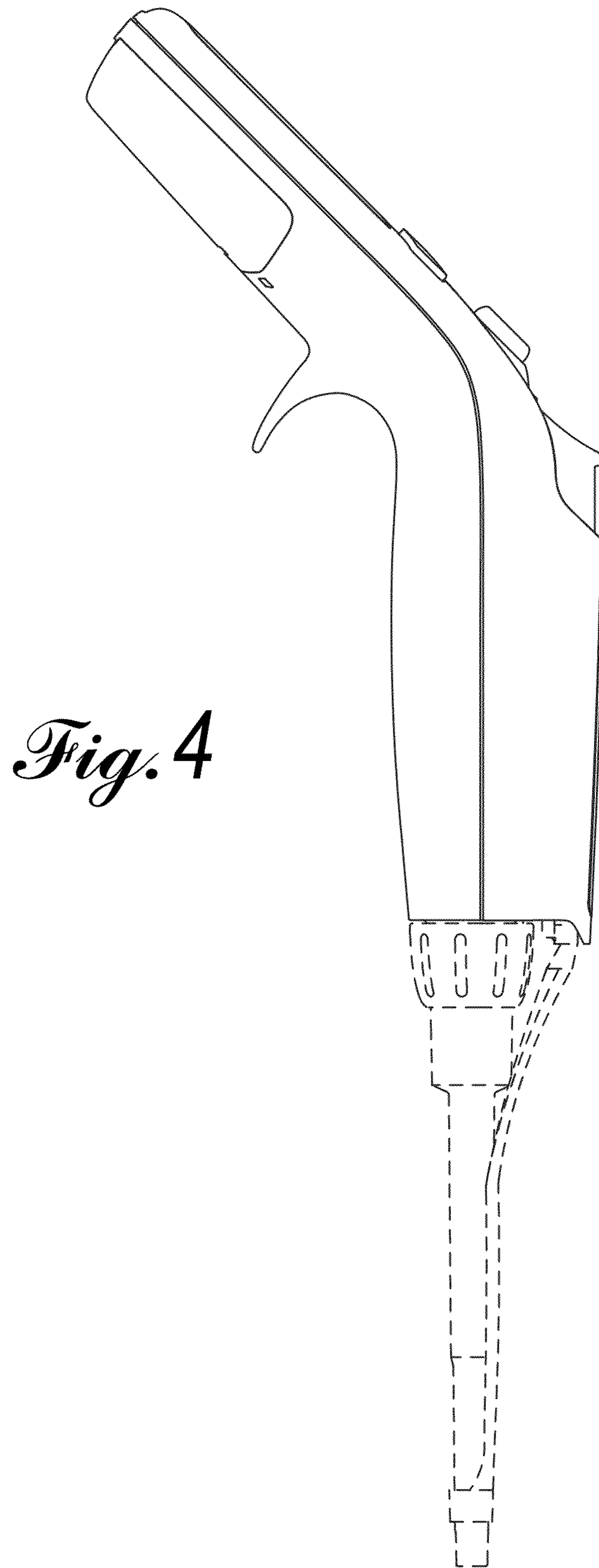


Fig. 3



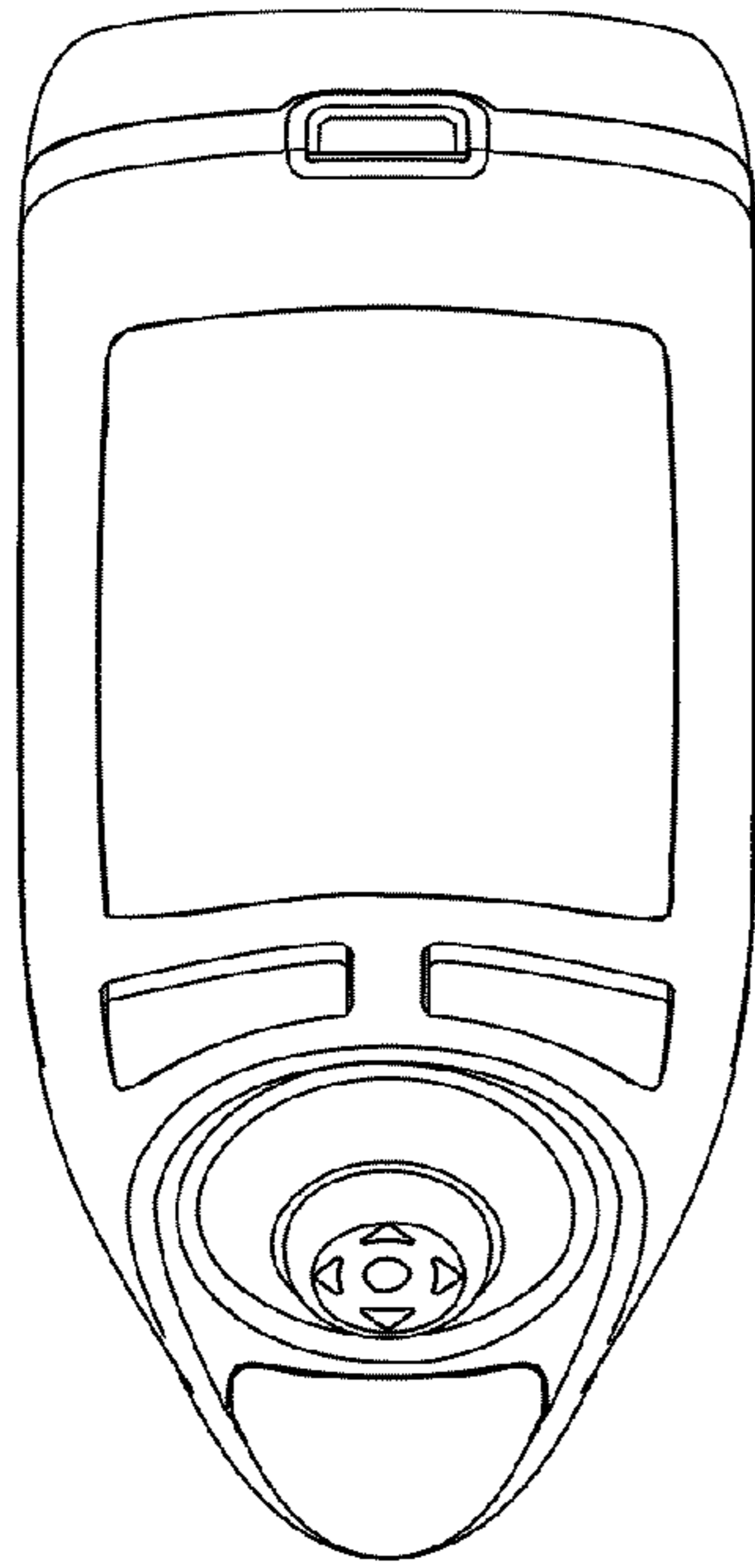


Fig. 5

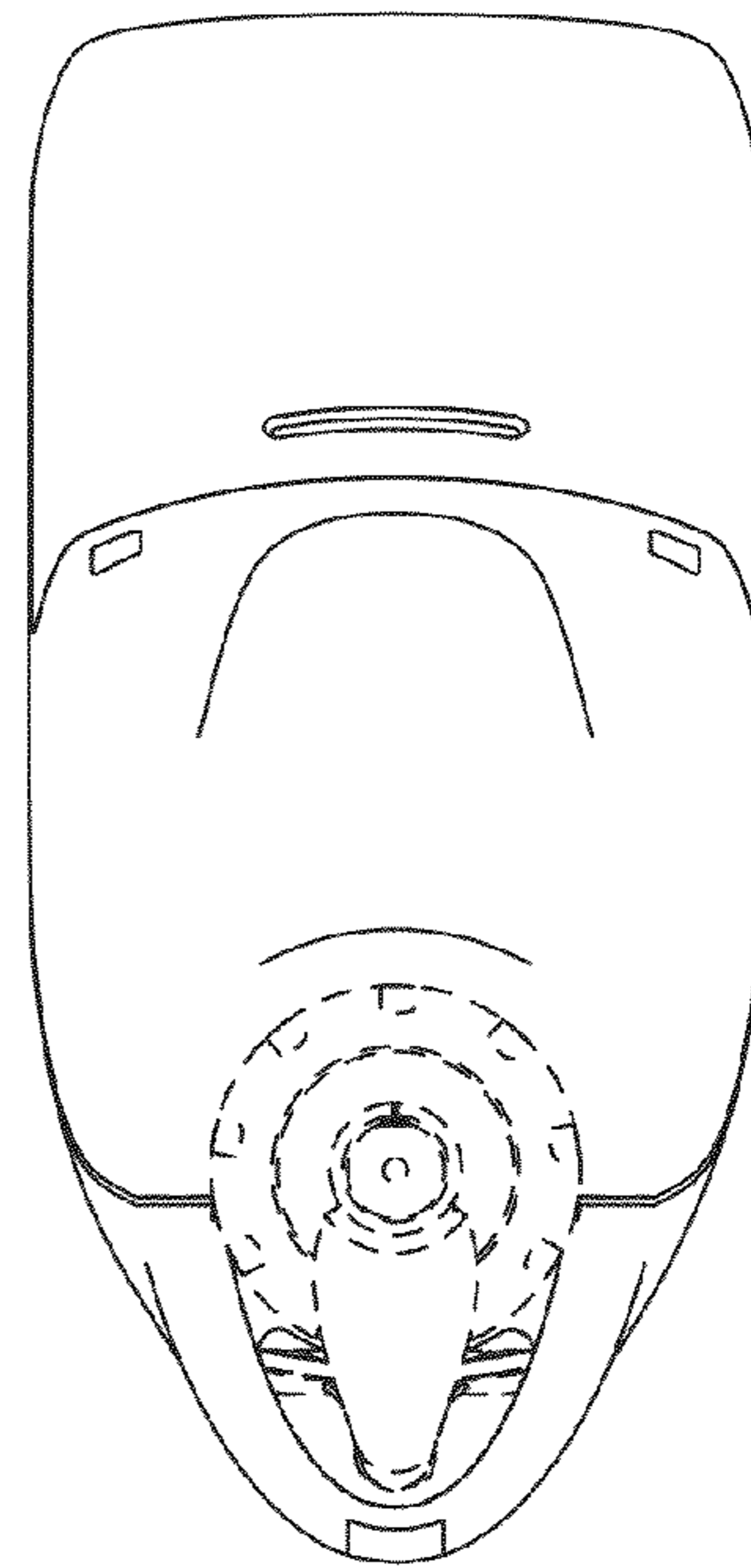


Fig. 6