



US00D701308S

(12) **United States Design Patent**
Brannon

(10) **Patent No.:** **US D701,308 S**

(45) **Date of Patent:** **** *Mar. 18, 2014**

(54) **BURR**

(71) Applicant: **James K. Brannon**, Leawood, KS (US)

(72) Inventor: **James K. Brannon**, Leawood, KS (US)

(*) Notice: This patent is subject to a terminal disclaimer.

(**) Term: **14 Years**

(21) Appl. No.: **29/449,726**

(22) Filed: **Mar. 15, 2013**

(51) **LOC (10) Cl.** **24-02**

(52) **U.S. Cl.**
USPC **D24/152**

(58) **Field of Classification Search**
USPC D24/152, 155-156, 176-178; D8/16,
D8/83, 89, 107; 606/80; 433/102, 117,
433/141, 165-166
See application file for complete search history.

(56) **References Cited**

U.S. PATENT DOCUMENTS

336,777 A * 2/1886 Williams 433/165
415,983 A * 11/1889 Starr 433/165

866,963 A * 9/1907 Rauhe 433/165
1,813,741 A * 7/1931 Harper 433/165
3,309,772 A * 3/1967 Lieb et al. 433/166
4,058,898 A * 11/1977 Nash 433/166
4,684,346 A * 8/1987 Martin 433/166
7,008,223 B2 * 3/2006 Deutsch 433/102
D626,232 S * 10/2010 Bailey D24/152

* cited by examiner

Primary Examiner — Wan Laymon

(74) *Attorney, Agent, or Firm* — Intellectual Property Center, LLC; Arthur K. Shaffer

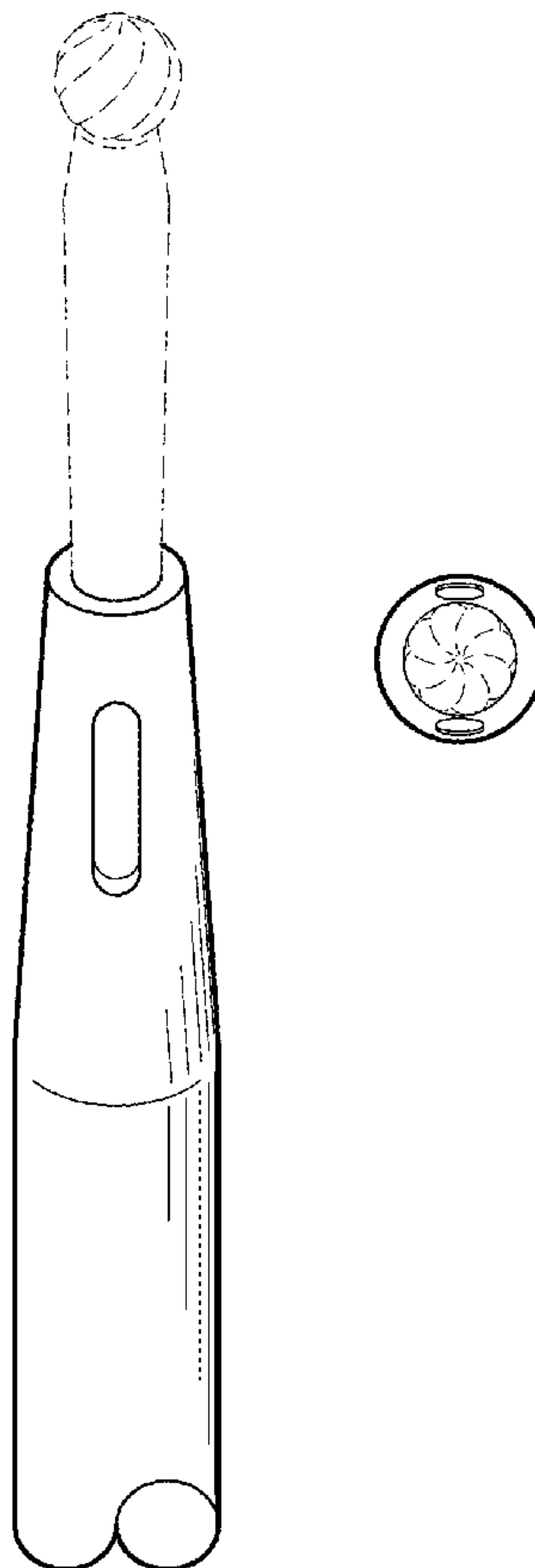
(57) **CLAIM**

The ornamental design for a burr, as shown and described.

DESCRIPTION

FIG. 1 is a perspective view of a burr in accordance with the present invention;
FIG. 2 is a top plan view thereof;
FIG. 3 is a front elevation view thereof; and,
FIG. 4 is a side elevation view thereof.
The broken lines shown in the figures represent portions of the burr that form no part of the claimed design.

1 Claim, 1 Drawing Sheet



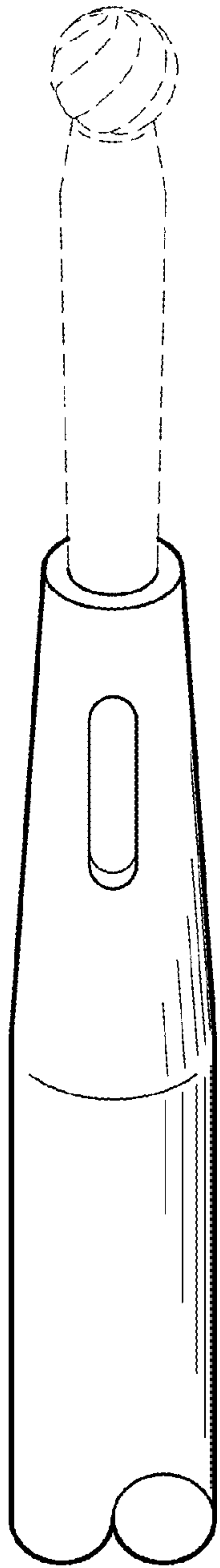


Fig. 1




Fig. 2

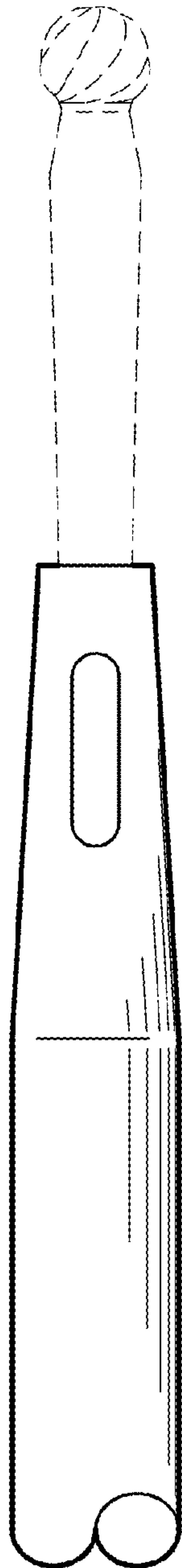


Fig. 3




Fig. 4