



US00D701295S

(12) **United States Design Patent**
Chouji et al.

(10) **Patent No.:** **US D701,295 S**
(45) **Date of Patent:** **** Mar. 18, 2014**

- (54) **AIR CONDITIONER**
- (71) Applicants: **Masahiko Chouji**, Kusatsu (JP);
Takanori Ikegaya, Kusatsu (JP)
- (72) Inventors: **Masahiko Chouji**, Kusatsu (JP);
Takanori Ikegaya, Kusatsu (JP)
- (73) Assignee: **Daikin Industries Ltd.**, Osaka-shi,
Osaka-fu (JP)
- (**) Term: **14 Years**
- (21) Appl. No.: **29/463,244**
- (22) Filed: **Sep. 19, 2013**
- (51) **LOC (10) Cl.** **23-04**
- (52) **U.S. Cl.**
USPC **D23/351**
- (58) **Field of Classification Search**
USPC D23/351-354, 385, 355, 357, 361;
312/236; 62/259.1, 259.4, 262-263,
62/304; 454/330-331, 349-350
See application file for complete search history.

| | | | |
|--------------|---------|--------------------|---------|
| D632,769 S * | 2/2011 | Seki | D23/351 |
| D641,854 S * | 7/2011 | Seki et al. | D23/351 |
| D642,249 S * | 7/2011 | Seki | D23/351 |
| D642,251 S * | 7/2011 | Seki | D23/351 |
| D667,095 S * | 9/2012 | Yamana et al. | D23/351 |
| D669,567 S * | 10/2012 | Yamana et al. | D23/351 |
| D681,180 S * | 4/2013 | Chouji | D23/351 |
| D683,004 S * | 5/2013 | Chouji | D23/351 |
| D683,832 S * | 6/2013 | Satou | D23/351 |
| D683,833 S * | 6/2013 | Chouji et al. | D23/351 |
| D685,895 S * | 7/2013 | Huang | D23/351 |
| D688,780 S * | 8/2013 | Nakai et al. | D23/351 |
| D689,179 S * | 9/2013 | Nishiguchi | D23/351 |
| D690,801 S * | 10/2013 | Nakai et al. | D23/351 |

* cited by examiner

Primary Examiner — Brian N Vinson
(74) *Attorney, Agent, or Firm* — Manabu Kanesaka

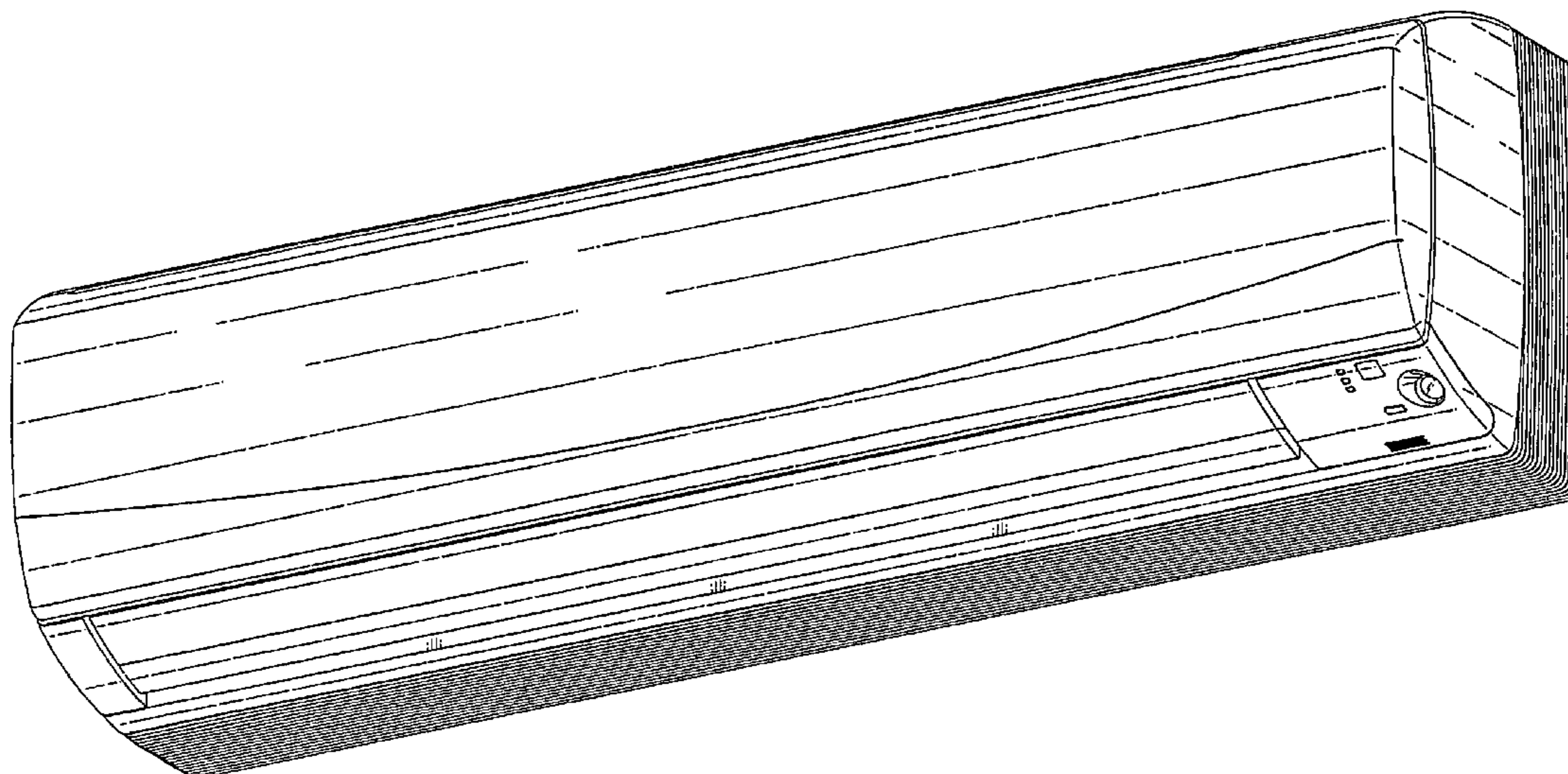
(57) **CLAIM**
The ornamental design for an air conditioner, as shown and described.

DESCRIPTION

FIG. 1 is a perspective view of an air conditioner showing our new design;
FIG. 2 is a front view thereof;
FIG. 3 is a rear view thereof;
FIG. 4 is a plan view thereof;
FIG. 5 is a bottom view thereof;
FIG. 6 is a left side view thereof;
FIG. 7 is a right side view thereof; and,
FIG. 8 is a cross-sectional view thereof taken along the line 8-8 in FIG. 2.
The broken lines depict portions of the air conditioner that form no part of claimed design.

1 Claim, 7 Drawing Sheets

- (56) **References Cited**
U.S. PATENT DOCUMENTS
- | | | | |
|--------------|---------|----------------------|---------|
| D553,722 S * | 10/2007 | Seki et al. | D23/351 |
| D558,866 S * | 1/2008 | Yamamoto | D23/351 |
| D565,158 S * | 3/2008 | Nagahori | D23/351 |
| D579,095 S * | 10/2008 | Nagahori et al. | D23/351 |
| D581,504 S * | 11/2008 | Nakamura et al. | D23/351 |
| D605,267 S * | 12/2009 | Nakamura et al. | D23/351 |
| D613,843 S * | 4/2010 | Ohta | D23/351 |
| D621,018 S * | 8/2010 | Nagahori et al. | D23/351 |
| D624,167 S * | 9/2010 | Mishiro et al. | D23/351 |
| D624,168 S * | 9/2010 | Aketa et al. | D23/351 |



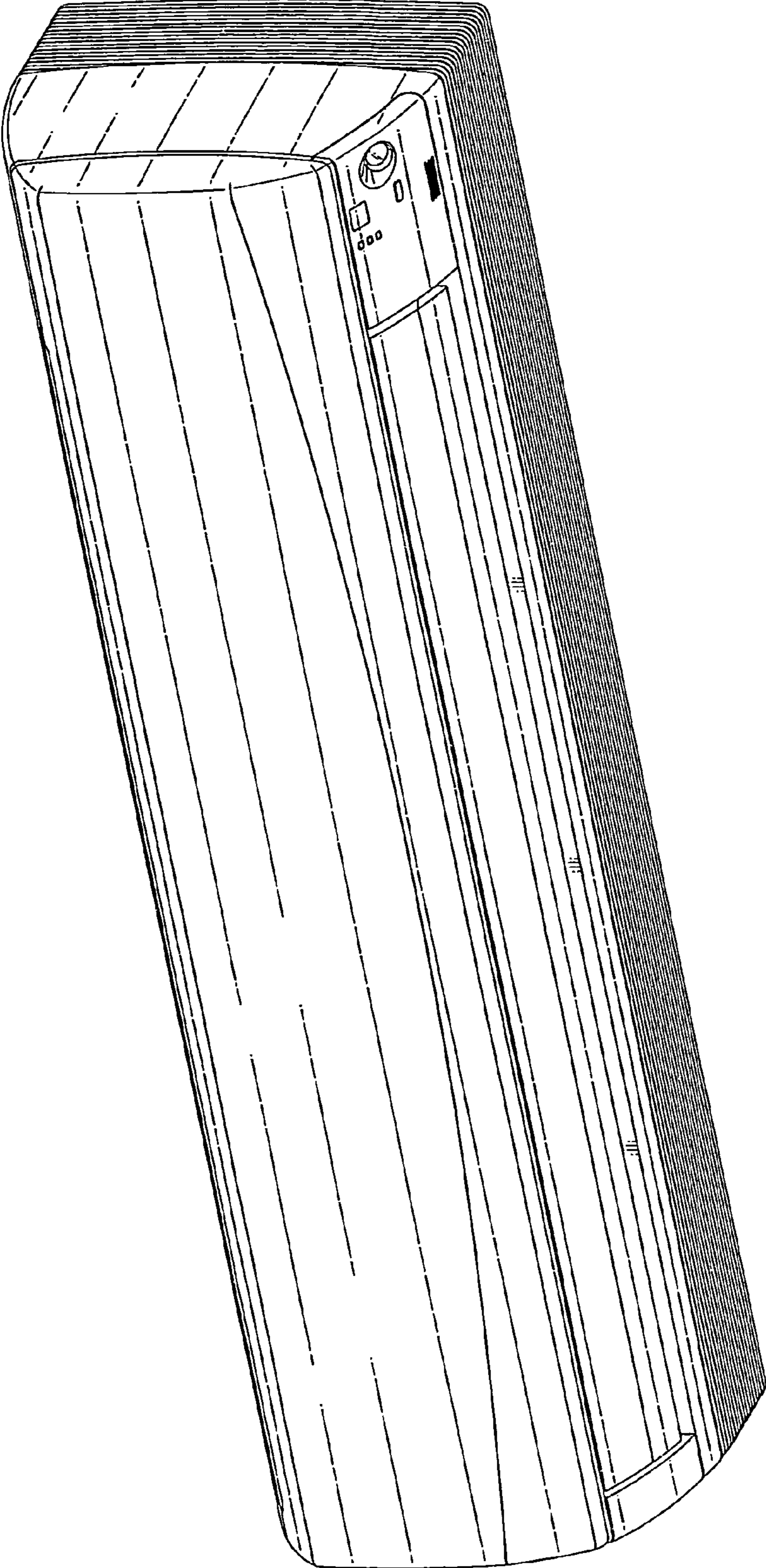
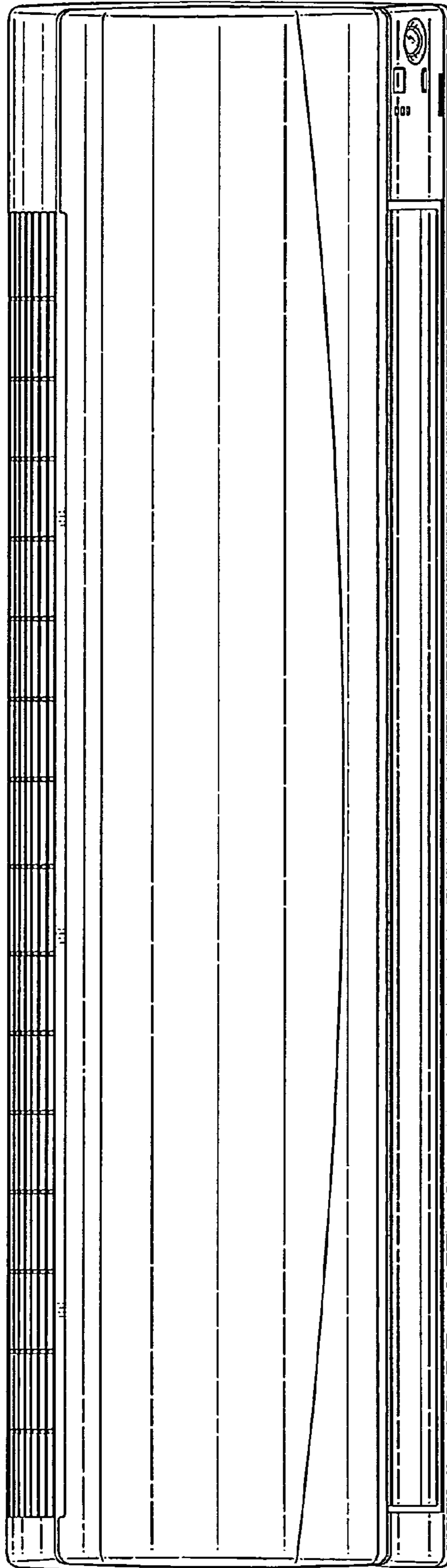


Fig. 1

Fig. 2

8 ↙



8 ↙

Fig. 3

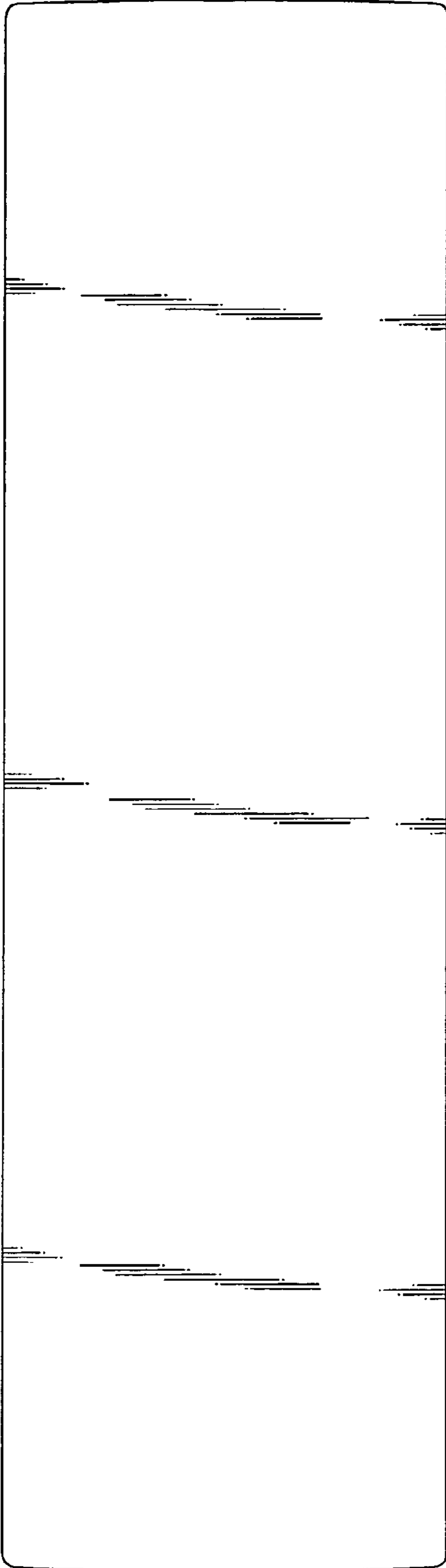


Fig. 4




Fig. 5




Fig. 7

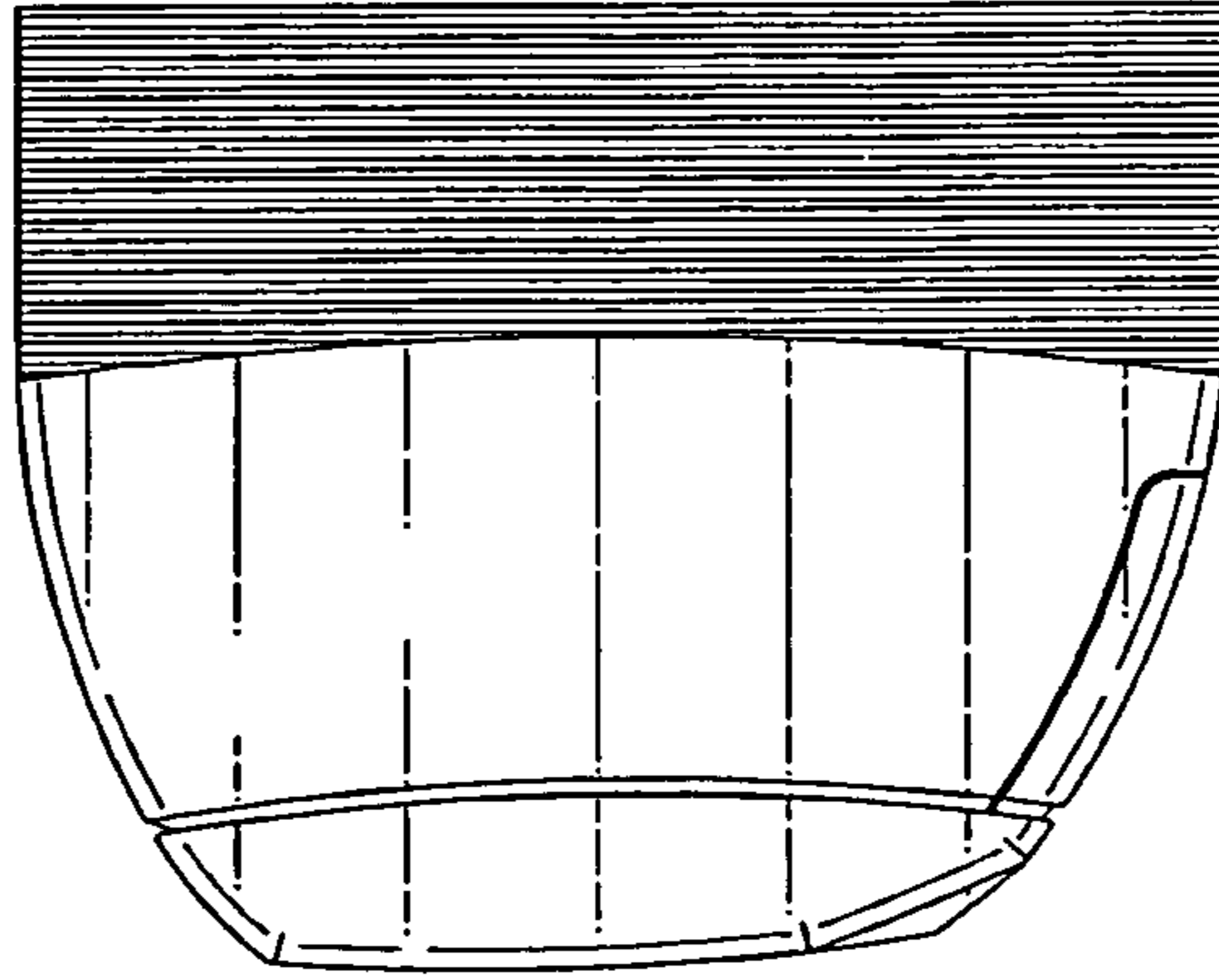


Fig. 6

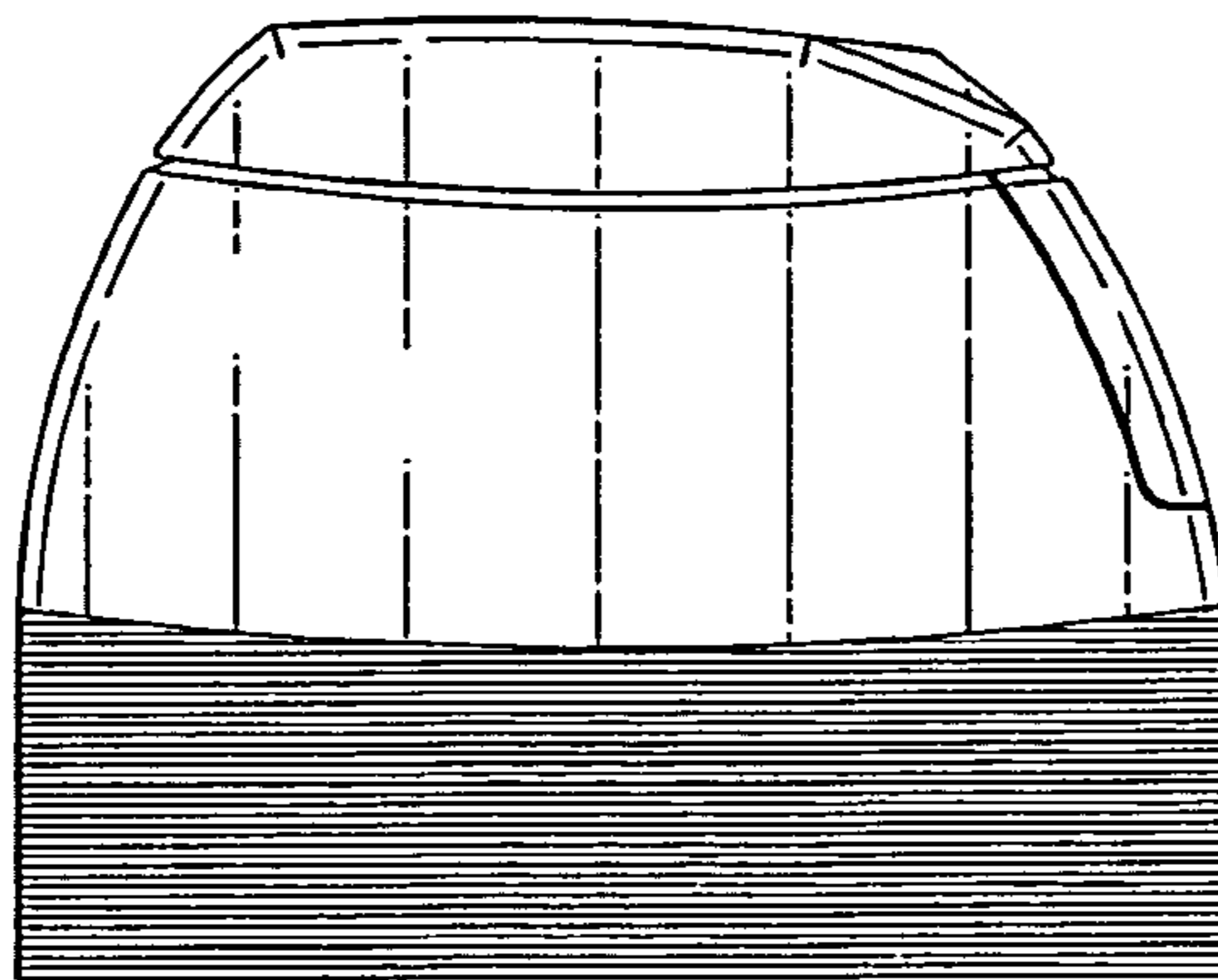


Fig. 8

