



US00D701285S

(12) **United States Design Patent**
Chapin et al.

(10) **Patent No.:** **US D701,285 S**
(45) **Date of Patent:** **** Mar. 18, 2014**

(54) **INSECT TRAP**

(71) Applicant: **Sterling International, Inc.**, Spokane,
WA (US)

(72) Inventors: **Marc Chapin**, Spokane, WA (US);
Stephanie Cates, Greenacres, WA (US);
Rodney G. Schneidmiller, Greenacres,
WA (US)

(73) Assignee: **Sterling International Inc.**, Spokane,
WA (US)

(**) Term: **14 Years**

(21) Appl. No.: **29/457,101**

(22) Filed: **Jun. 6, 2013**

(51) **LOC (10) Cl.** **22-06**

(52) **U.S. Cl.**
USPC **D22/122**

(58) **Field of Classification Search**
USPC D22/119–124; 43/107, 111–113,
43/121–122, 124, 131, 132.1
See application file for complete search history.

(56) **References Cited**

U.S. PATENT DOCUMENTS

D273,883 S	*	5/1984	Sundberg	D22/119
D498,812 S	*	11/2004	Warner	D22/122
D522,606 S	*	6/2006	Hoyes	D22/122
D527,069 S		8/2006	Hiscox		

D532,479 S	*	11/2006	Child	D22/122
D561,297 S		2/2008	Schneidmiller		
D590,041 S		4/2009	Schneidmiller		
D639,895 S		6/2011	Schneidmiller		
D645,534 S		9/2011	Schneidmiller		
D645,535 S		9/2011	Schneidmiller		

OTHER PUBLICATIONS

Chapin, M., et al., "Pillar Device for Insect Visual Attractant," U.S. Appl. No. 29/461,020, filed Jul. 17, 2013.

* cited by examiner

Primary Examiner — Catheri Oliver-Garcia

(74) *Attorney, Agent, or Firm* — Christensen O'Connor Johnson Kindness PLLC

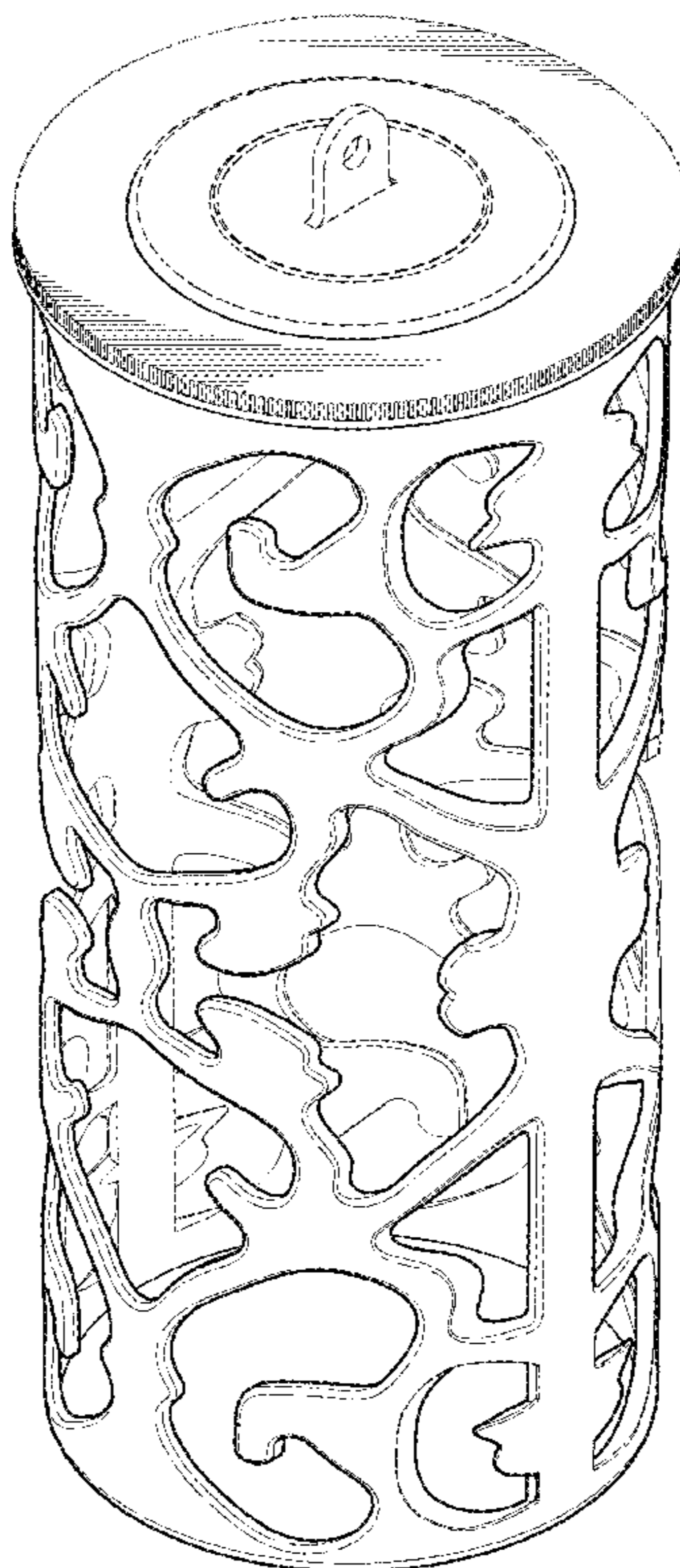
(57) **CLAIM**

The design for an insect trap, as shown and described.

DESCRIPTION

FIG. 1 is an upper perspective view of an insect trap showing our new design;
FIG. 2 a lower perspective view of the insect trap shown in FIG. 1;
FIG. 3 is a front view of the insect trap shown in FIG. 1, which is the same at the rear view;
FIG. 4 is a left side view of the insect trap shown in FIG. 1, which is the same as the right side view; and,
FIG. 5 is a top view of the insect trap shown in FIG. 1.
The broken lines shown in the drawings represent portions of the insect trap that form no part of the claimed design.

1 Claim, 5 Drawing Sheets






Fig. 1.




Fig. 2.




Fig. 3.




Fig. 4.

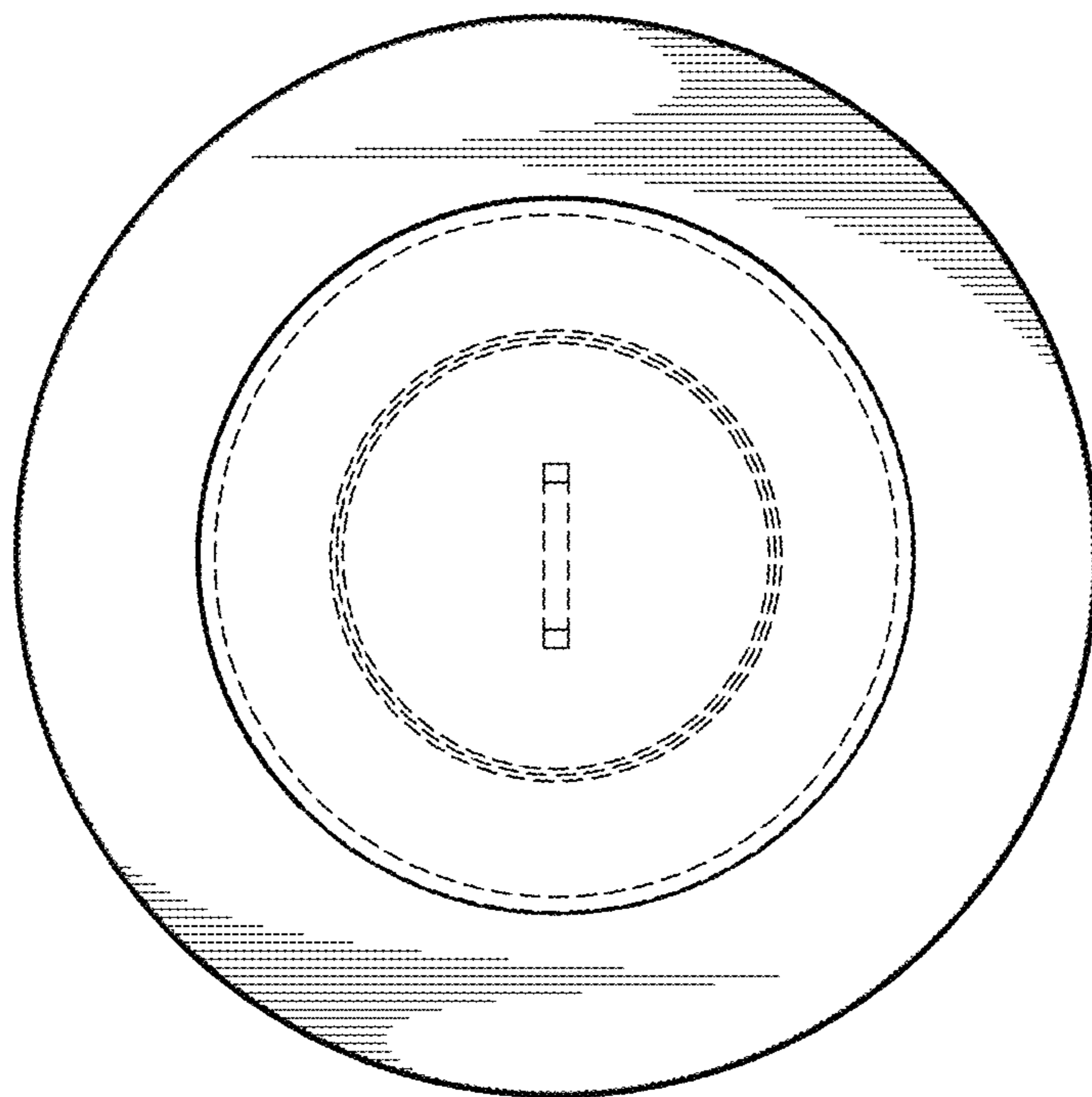


Fig. 5.