



US00D701273S

(12) **United States Design Patent**
Stewart

(10) **Patent No.:** **US D701,273 S**
(45) **Date of Patent:** **** Mar. 18, 2014**

(54) **TOY ANIMAL**

FOREIGN PATENT DOCUMENTS

(71) Applicant: **Scentsy, Inc.**, Meridian, ID (US)

WO 2012015832 A2 2/2012

(72) Inventor: **Julianne Stewart**, Kuna, ID (US)

OTHER PUBLICATIONS

(73) Assignee: **Scentsy, Inc.**, Meridian, ID (US)

Mary Meyer 1995 Catalog, p. 44, Lion.

(**) Term: **14 Years**

Primary Examiner — Sandra Morris

(21) Appl. No.: **29/438,886**

(74) *Attorney, Agent, or Firm* — TraskBritt

(22) Filed: **Dec. 4, 2012**

(57) **CLAIM**

Related U.S. Application Data

The ornamental design for a toy animal, as shown and described.

(63) Continuation of application No. 29/417,627, filed on Apr. 5, 2012, now Pat. No. Des. 671,995, which is a continuation of application No. 29/401,501, filed on Sep. 12, 2011, now Pat. No. Des. 658,239, which is a continuation of application No. 29/366,404, filed on Jul. 23, 2010, now Pat. No. Des. 651,260.

DESCRIPTION

(51) **LOC (10) Cl.** **21-01**

FIG. 1 is a perspective view of a first embodiment of a toy animal, illustrated in a seated condition, showing my new design;

(52) **U.S. Cl.**

USPC **D21/600**; D21/658

FIG. 2 is a front view of the toy animal shown in FIG. 1;

(58) **Field of Classification Search**

USPC D21/576, 600, 604, 658–661; D6/598; 446/72, 97, 268–269

FIG. 3 is a rear view of the toy animal shown in FIG. 1, wherein a recess compartment located in the back of the animal is illustrated in a closed condition;

See application file for complete search history.

FIG. 4 is a first side view of the toy animal shown in FIG. 1;

FIG. 5 is a second side view of the toy animal shown in FIG. 1;

(56) **References Cited**

U.S. PATENT DOCUMENTS

D140,492 S	2/1945	Azrajer
D166,051 S	2/1952	Secter
D170,008 S	7/1953	Cooke
D260,413 S	8/1981	Holstine
D287,742 S	1/1987	Bardwell et al.
D288,585 S	3/1987	Shaffer et al.
D298,444 S	11/1988	Albert
D316,432 S	4/1991	Stephenson et al.

FIG. 6 is a top view of the toy animal shown in FIG. 1;

FIG. 7 is a bottom view of the toy animal shown in FIG. 1;


FIG. 8 is a rear view of the toy animal shown in FIG. 1, wherein the recess compartment located in the back of the animal is illustrated in an open condition; and,

FIG. 9 is a front view of the toy animal shown in FIG. 1, illustrated in a standing condition.

The broken line showing of the head is for illustrative purposes only, and forms no part of the claimed design.

(Continued)

1 Claim, 5 Drawing Sheets



(56)

References Cited

U.S. PATENT DOCUMENTS

D325,408 S 4/1992 Williams
5,507,678 A 4/1996 Chiang
D409,265 S * 5/1999 Witkin D21/600
D426,594 S 6/2000 Chae
D466,168 S * 11/2002 Brumett D21/600
6,848,967 B2 2/2005 Kim
D532,060 S 11/2006 Boutin

D534,224 S * 12/2006 Sutton D21/604
D542,364 S 5/2007 Oren et al.
D651,260 S 12/2011 Stewart
D654,966 S * 2/2012 Burch D21/600
D654,967 S * 2/2012 Burch D21/600
D658,239 S 4/2012 Stewart
D658,241 S * 4/2012 Ahrendsen D21/658
D671,995 S 12/2012 Stewart
2012/0028532 A1 2/2012 Thompson et al.

* cited by examiner

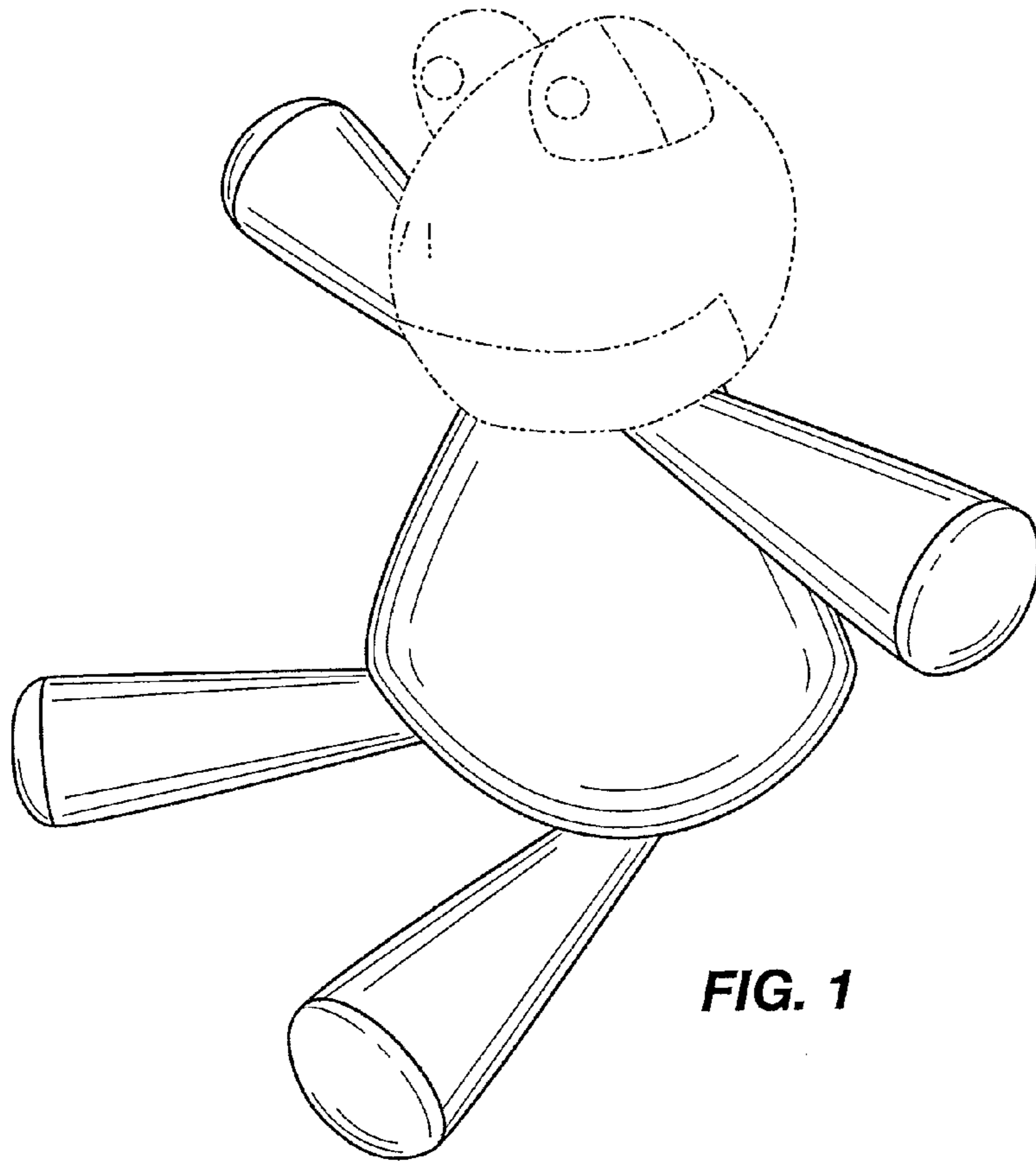


FIG. 1

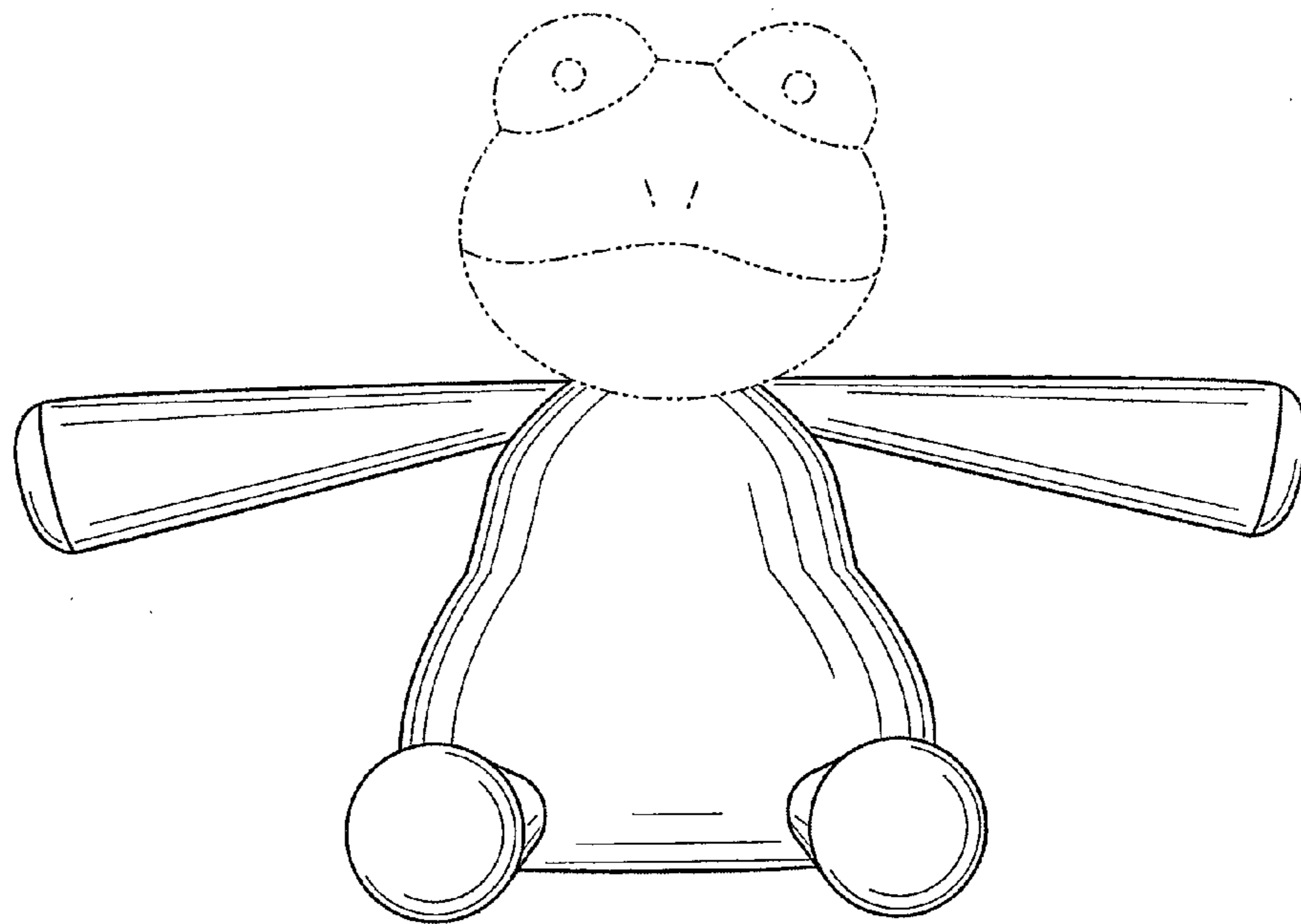


FIG. 2




FIG. 3

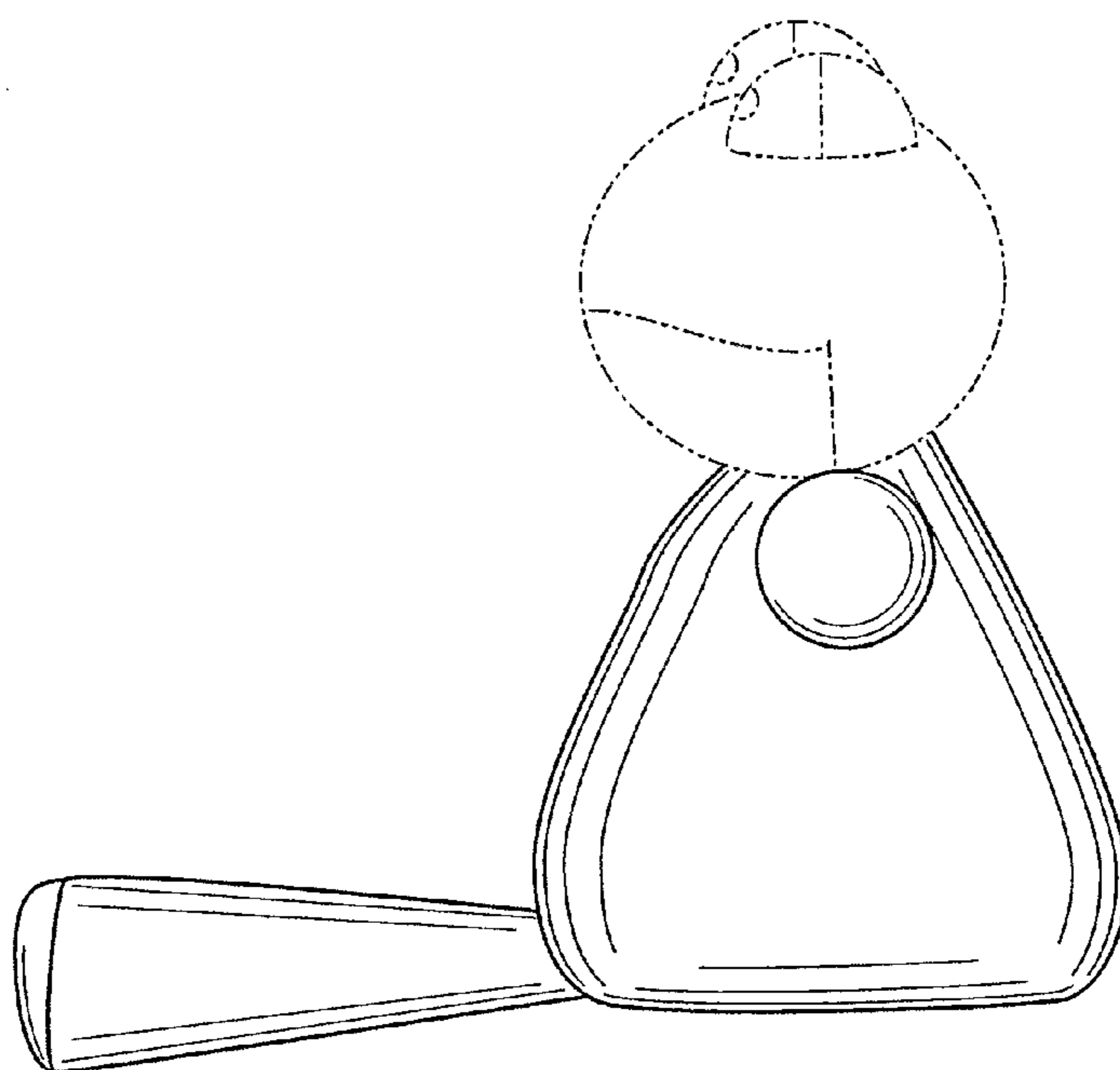


FIG. 4

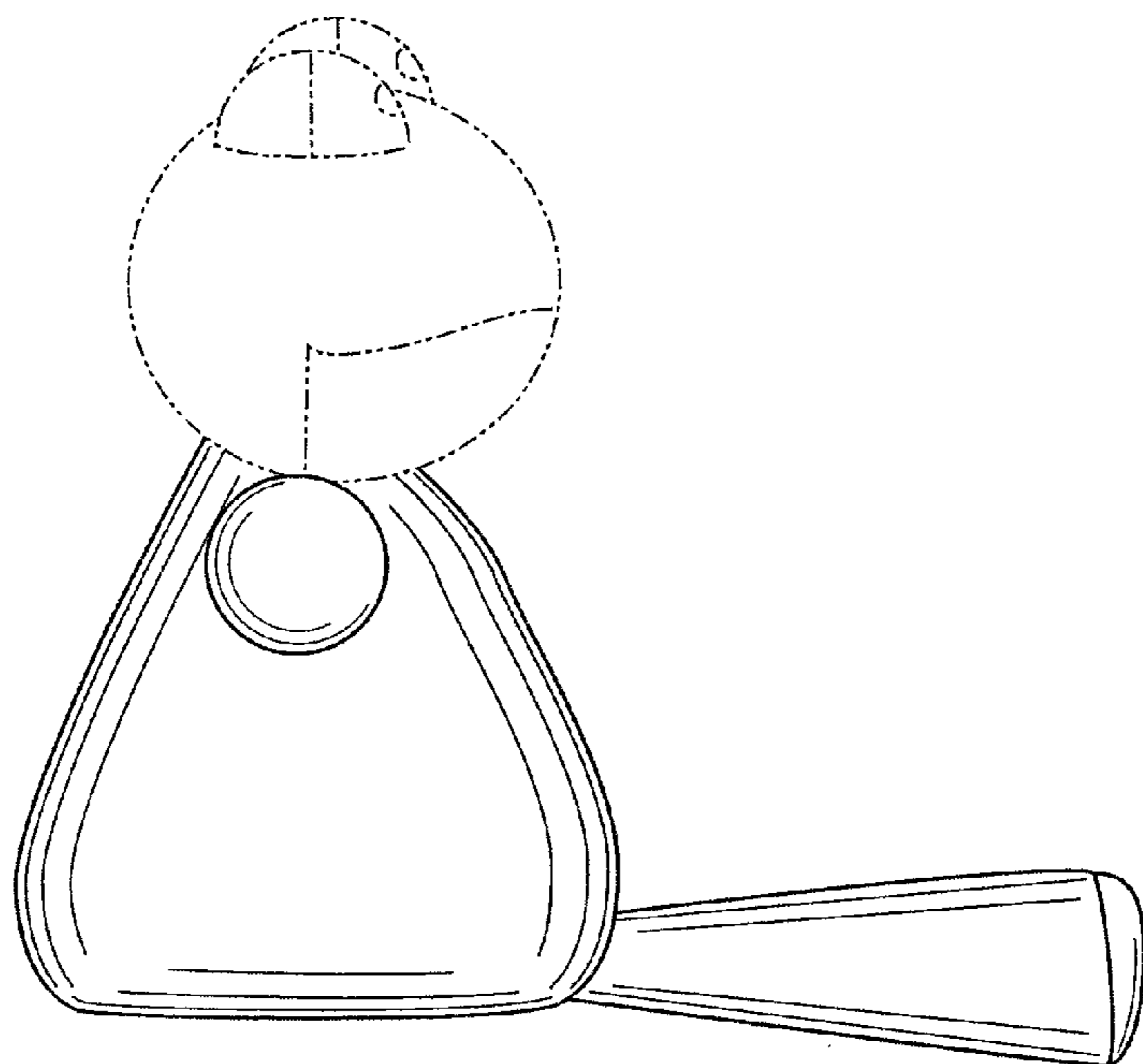


FIG. 5




FIG. 6




FIG. 7




FIG. 8




FIG. 9