



US00D701268S

(12) **United States Design Patent**
Schweig

(10) **Patent No.:** **US D701,268 S**
(45) **Date of Patent:** **** Mar. 18, 2014**

- (54) **WRITING IMPLEMENT**
- (71) Applicant: **J.S. Staedtler GmbH & Co. KG**,
Nürnberg (DE)
- (72) Inventor: **Ulrich Schweig**, Hamburg (DE)
- (73) Assignee: **J.S. Staedtler GmbH & Co. KG**,
Nürnberg (DE)
- (**) Term: **14 Years**
- (21) Appl. No.: **29/464,922**
- (22) Filed: **Aug. 22, 2013**

5,313,557 A *	5/1994	Osterhout	704/272
D393,485 S *	4/1998	Bussiere et al.	D19/51
D439,612 S *	3/2001	Jones	D19/36
D445,454 S *	7/2001	Martens et al.	D19/51
D471,589 S *	3/2003	Pellissa Beneyto	D19/51
D500,521 S *	1/2005	Hautzinger et al.	D19/51
D501,506 S *	2/2005	Kommer	D19/51
6,923,588 B1 *	8/2005	Hsieh	401/115
D575,823 S *	8/2008	Rommel	D19/51
D600,281 S *	9/2009	Delancourt	D19/48
D611,094 S *	3/2010	Collin	D19/41

* cited by examiner

Related U.S. Application Data

- (62) Division of application No. 29/429,585, filed on Aug. 14, 2012.

Primary Examiner — Elizabeth Albert

(74) *Attorney, Agent, or Firm* — Lucas & Mercanti, LLP;
Klaus P. Stoffel

(30) **Foreign Application Priority Data**

Feb. 14, 2012 (EM) 001 991 183

(51) **LOC (10) Cl.** **19-06**

(52) **U.S. Cl.**
USPC **D19/174**

(58) **Field of Classification Search**
USPC D14/411; D19/35, 36, 41–51, 53–58;
24/11 F, 11 R, 11 P; 402/52, 99–109,
402/192, 195, 196
See application file for complete search history.

(57) **CLAIM**

The ornamental design for a writing implement, as shown and described.

(56) **References Cited**

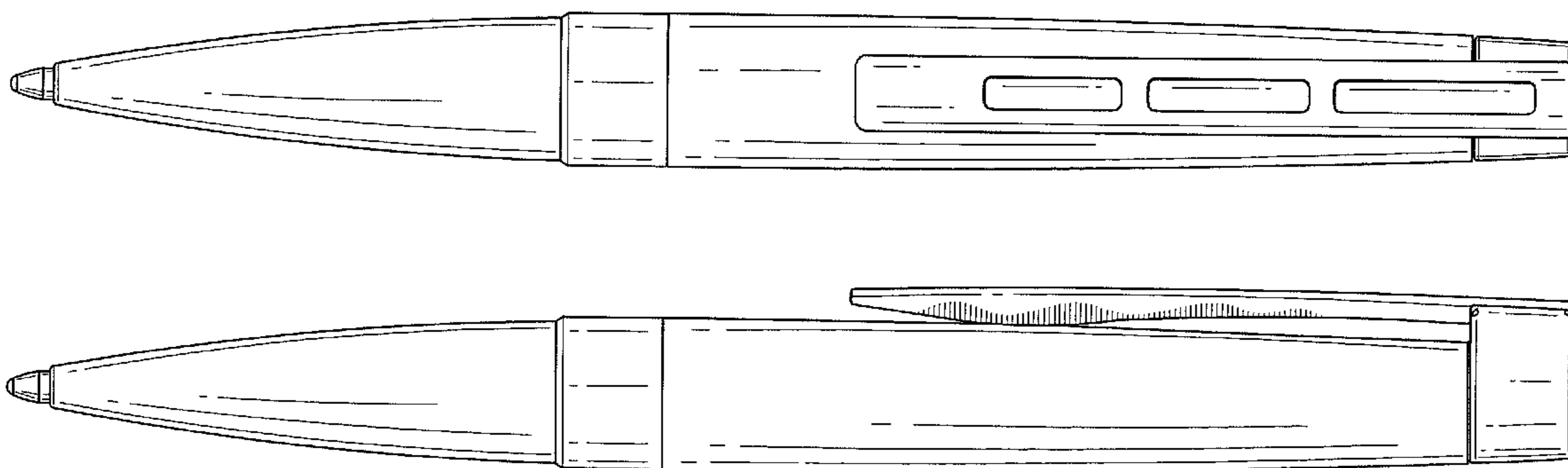
U.S. PATENT DOCUMENTS

2,637,906 A *	5/1953	Giossi	33/27.02
D177,560 S *	5/1956	Ensign	D19/49

DESCRIPTION

FIG. 1 is a perspective view of the writing implement of the present invention;
FIG. 2 is a front view thereof;
FIG. 3 is a side view thereof;
FIG. 4 is another side view thereof;
FIG. 5 is rear view thereof;
FIG. 6 is a top view thereof; and,
FIG. 7 is a bottom view thereof.

1 Claim, 4 Drawing Sheets



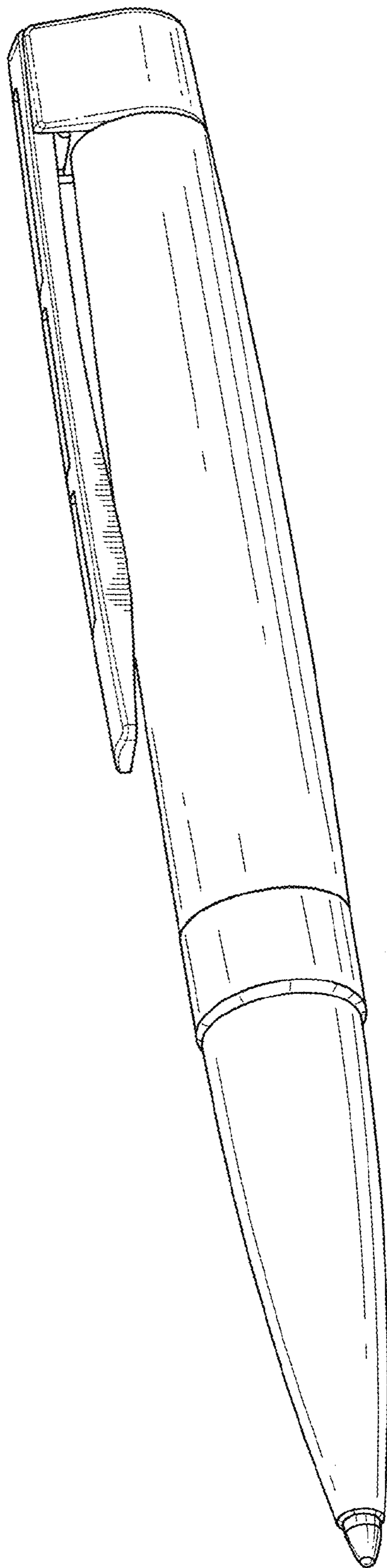


FIG. 1

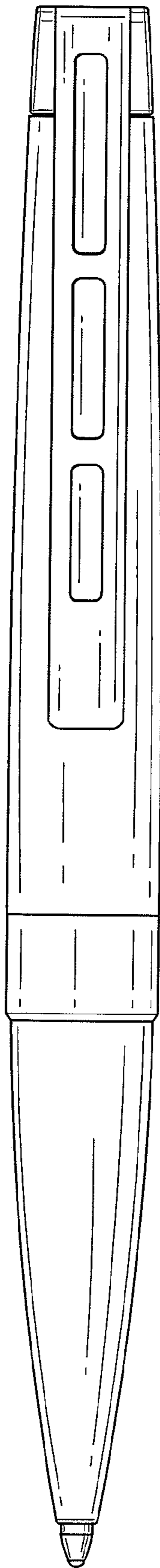


FIG. 2

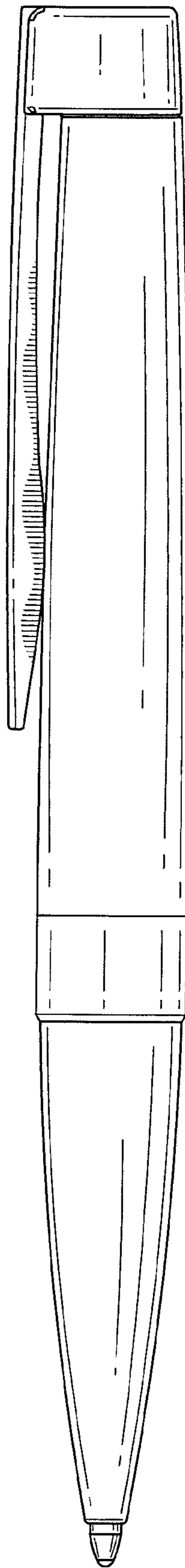


FIG. 3

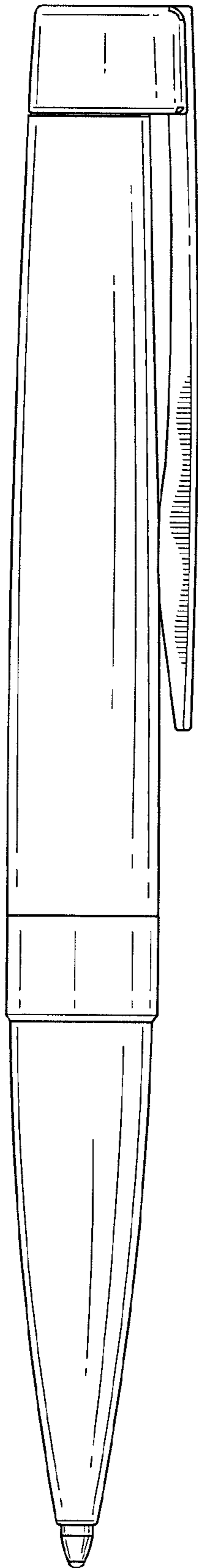


FIG. 4

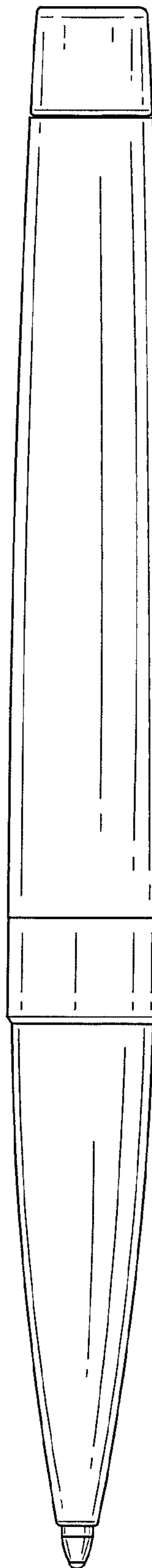


FIG. 5

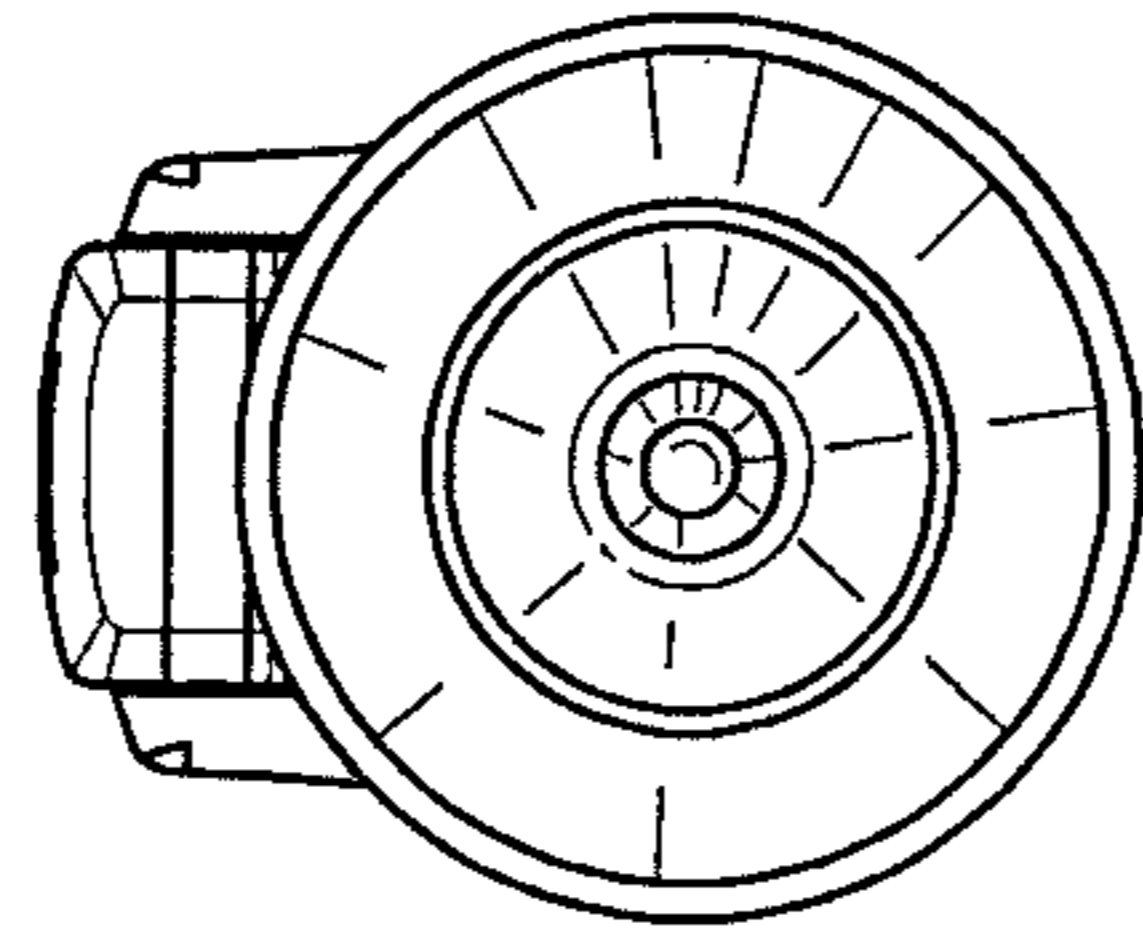


FIG. 7

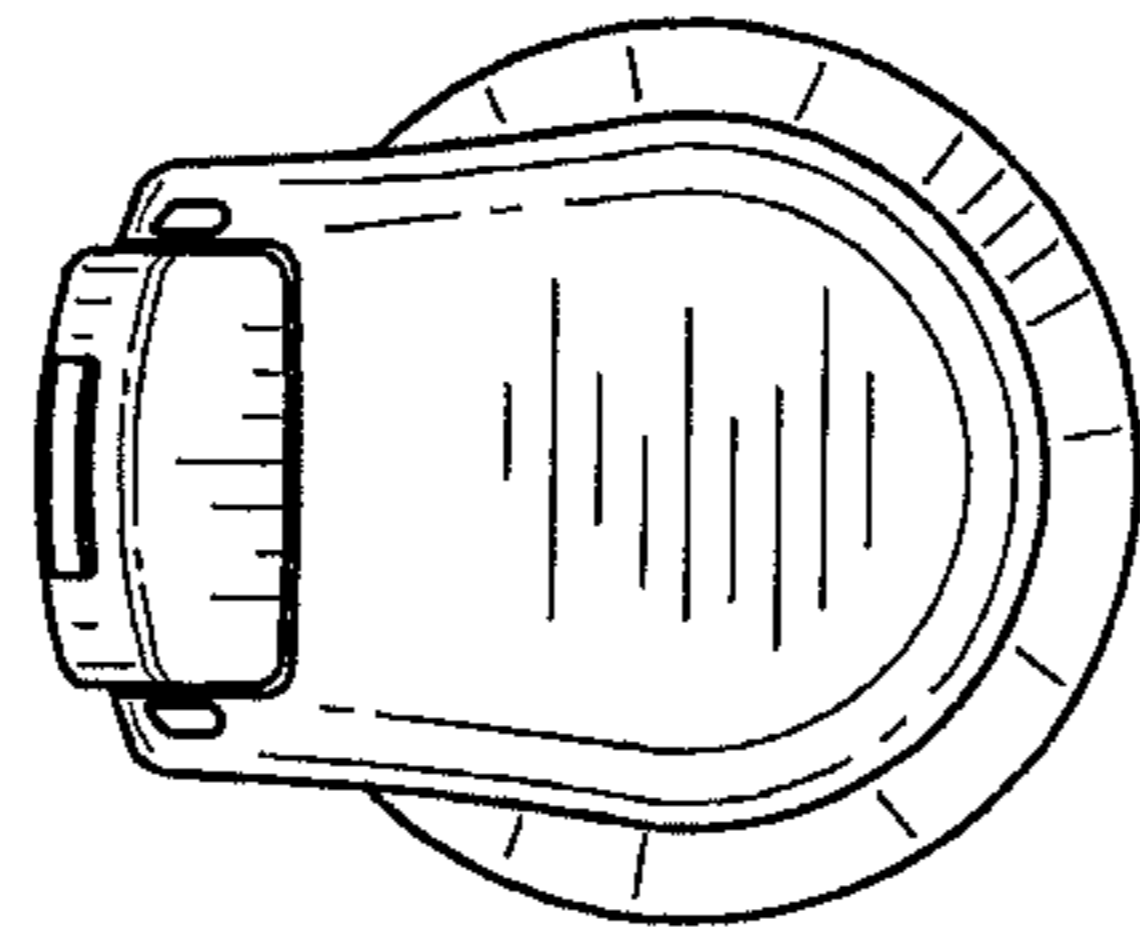


FIG. 6