



US00D701193S

(12) **United States Design Patent**
Kelly et al.

(10) **Patent No.:** **US D701,193 S**
(45) **Date of Patent:** **** Mar. 18, 2014**

(54) **HEADPHONE**

(71) Applicant: **Skullcandy, Inc.**, Park City, UT (US)

(72) Inventors: **Peter M. Kelly**, Park City, UT (US);
Daniel A. Levine, Newport Beach, CA (US);
Donald C. Stiff, Salt Lake City, UT (US)

(73) Assignee: **Skullcandy, Inc.**, Park City, UT (US)

(**) Term: **14 Years**

(21) Appl. No.: **29/460,264**

(22) Filed: **Jul. 9, 2013**

Related U.S. Application Data

(63) Continuation of application No. 29/408,959, filed on Dec. 19, 2011, now Pat. No. Des. 685,759.

(51) **LOC (10) Cl.** **14-01**

(52) **U.S. Cl.**
USPC **D14/205**

(58) **Field of Classification Search**
USPC D14/205, 206, 223, 194, 240, 218, 225;
379/430, 431; 381/380, 381; 181/129,
181/130, 135; D29/112; 2/209, 423;
128/866, 864, 865
See application file for complete search history.

(56) **References Cited**

U.S. PATENT DOCUMENTS

2,437,049	A *	3/1948	Salisbury et al.	128/866
2,812,517	A *	11/1957	Bogart et al.	2/174
3,454,964	A *	7/1969	Brinkhoff	2/209
3,579,640	A *	5/1971	Beguín et al.	2/209
3,644,939	A *	2/1972	Beguín	2/209

3,661,225	A *	5/1972	Anderson	181/175
3,815,155	A *	6/1974	Davison et al.	2/209
3,943,572	A *	3/1976	Aileo	2/415
4,302,635	A *	11/1981	Jacobsen et al.	381/371
4,459,707	A *	7/1984	Stallings	2/209
5,068,923	A *	12/1991	Sjoqvist	2/209
D333,137	S *	2/1993	Burke	D14/206
5,185,807	A *	2/1993	Bergin et al.	381/378
D411,200	S *	6/1999	Almqvist	D14/192
5,996,123	A *	12/1999	Leight et al.	2/209
D463,857	S *	10/2002	Dix et al.	D24/106

(Continued)

FOREIGN PATENT DOCUMENTS

EP	1760896	9/2010
EP	2262117	12/2010

(Continued)

Primary Examiner — Paula Greene

(74) *Attorney, Agent, or Firm* — TraskBritt

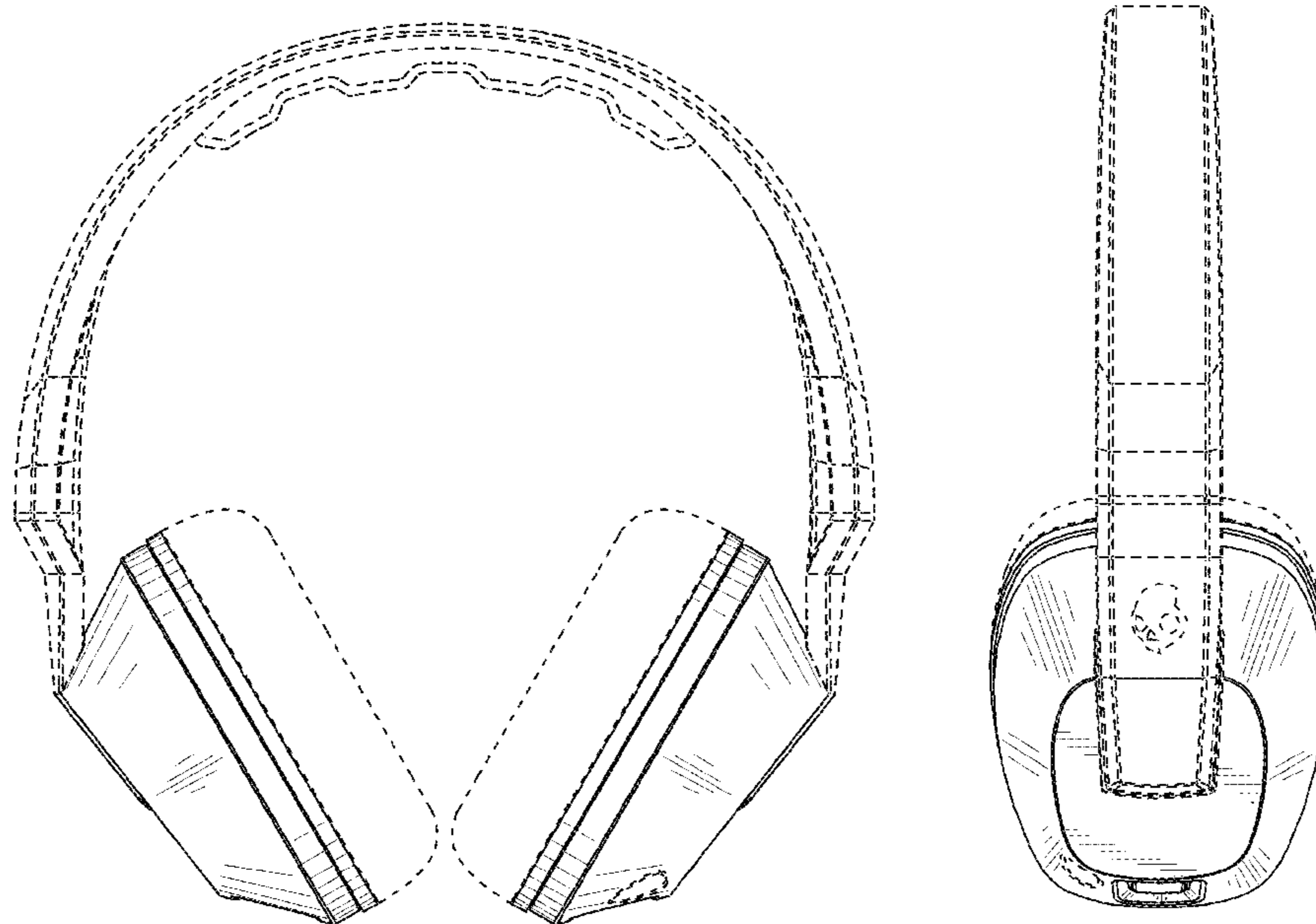
(57) **CLAIM**

The ornamental design for a headphone, as shown and described.

DESCRIPTION

FIG. 1 is a front view of an embodiment of a headphone; FIG. 2 is a rear view of the headphone shown in FIG. 1; FIG. 3 is a left side view of the headphone shown in FIG. 1; FIG. 4 is a right side view of the headphone shown in FIG. 1; FIG. 5 is a top view of the headphone shown in FIG. 1; FIG. 6 is a bottom view of the headphone shown in FIG. 1; and, FIG. 7 is a perspective view of the headphone shown in FIG. 1, the opposite perspective view is a mirror image. The broken lines in FIGS. 1-7 are for environmental purposes only and do not form any part of the claimed design.

1 Claim, 6 Drawing Sheets



(56)

References Cited

U.S. PATENT DOCUMENTS

7,020,902 B1 * 4/2006 Tyler 2/209
 7,187,948 B2 3/2007 Alden
 D549,688 S * 8/2007 Suzuki D14/205
 D573,581 S * 7/2008 Gondo et al. D14/205
 7,395,090 B2 7/2008 Alden
 D588,098 S * 3/2009 Kurihara D14/205
 D603,370 S * 11/2009 Suzuki D14/205
 7,766,120 B2 * 8/2010 Hansson et al. 181/129
 D623,627 S 9/2010 Alden et al.
 D634,731 S * 3/2011 Morisawa D14/205
 D634,732 S * 3/2011 Kondo et al. D14/205
 D641,003 S * 7/2011 Alden D14/205
 D641,725 S * 7/2011 Chong et al. D14/205
 8,014,824 B2 9/2011 Alden
 D650,356 S 12/2011 Alden et al.
 D657,346 S * 4/2012 Park D14/205
 D662,080 S * 6/2012 Carr et al. D14/205
 D662,490 S * 6/2012 McSweyn D14/205
 D664,116 S * 7/2012 Hutchieson D14/205
 D664,117 S * 7/2012 Tappeiner et al. D14/205
 D664,118 S * 7/2012 Tappeiner et al. D14/205
 D665,776 S 8/2012 Alden et al.
 D665,777 S 8/2012 Alden et al.

D673,136 S 12/2012 Kelly et al.
 D673,140 S 12/2012 Kelly et al.
 D674,372 S 1/2013 Kelly et al.
 D674,376 S 1/2013 Kelly et al.
 D676,023 S 2/2013 Kelly et al.
 D676,024 S 2/2013 Kelly et al.
 D677,241 S 3/2013 Kelly et al.
 D683,717 S 6/2013 Kelly et al.
 D685,759 S * 7/2013 Kelly et al. D14/205
 D689,464 S 9/2013 Bonahoom et al.
 2007/0142025 A1 6/2007 Alden
 2008/0267440 A1 10/2008 Alden
 2011/0164776 A1 7/2011 Kelly et al.
 2011/0235819 A1 9/2011 Alden
 2012/0128172 A1 5/2012 Alden
 2012/0275615 A1 11/2012 Kelly et al.
 2013/0118944 A1 5/2013 Niiro et al.
 2013/0130540 A1 5/2013 Oman et al.

FOREIGN PATENT DOCUMENTS

WO 2010-068495 6/2010
 WO 2010124190 10/2010
 WO 2011085096 7/2011
 WO 2012024656 2/2012

* cited by examiner

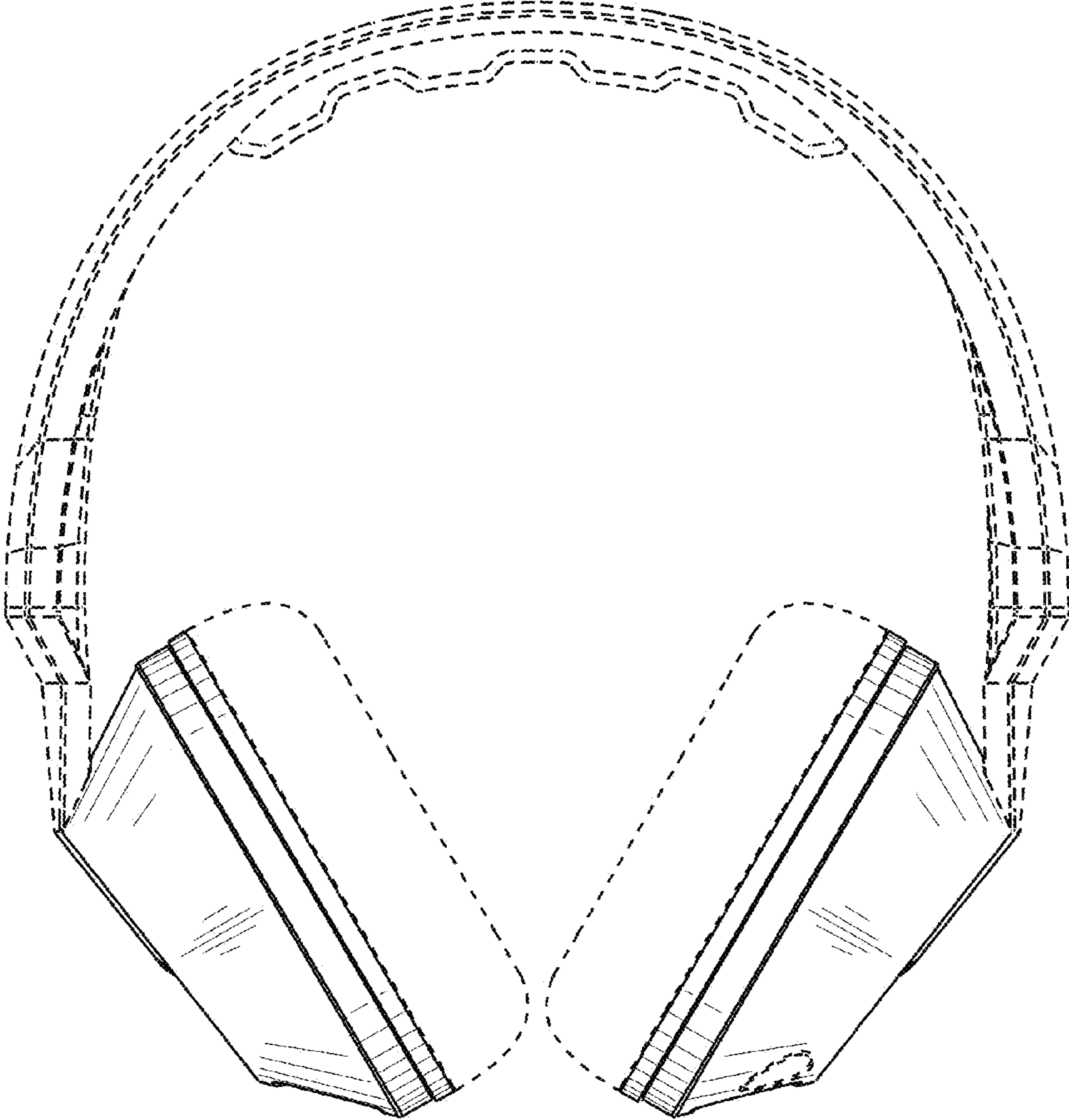


FIG. 1

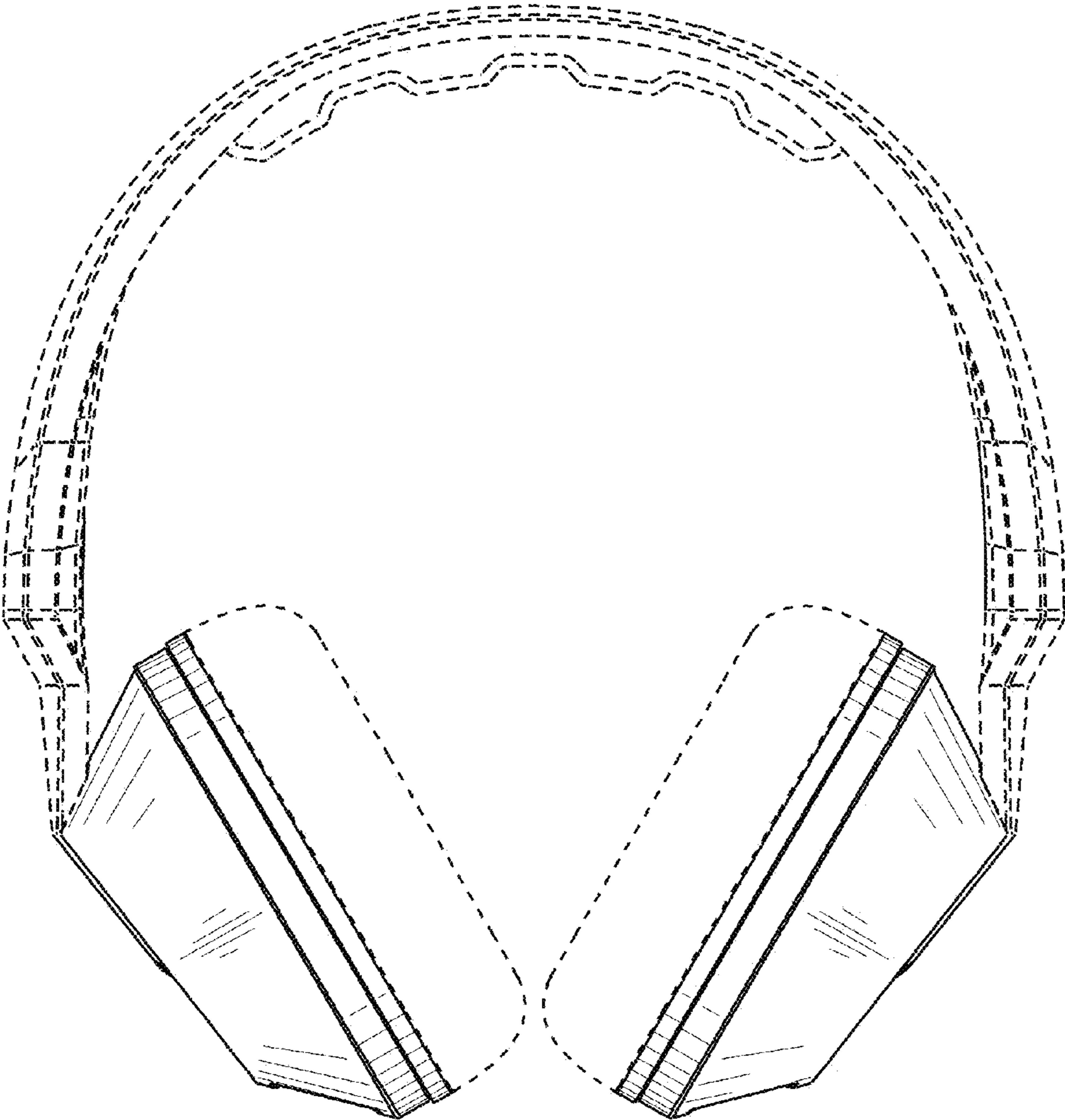


FIG. 2

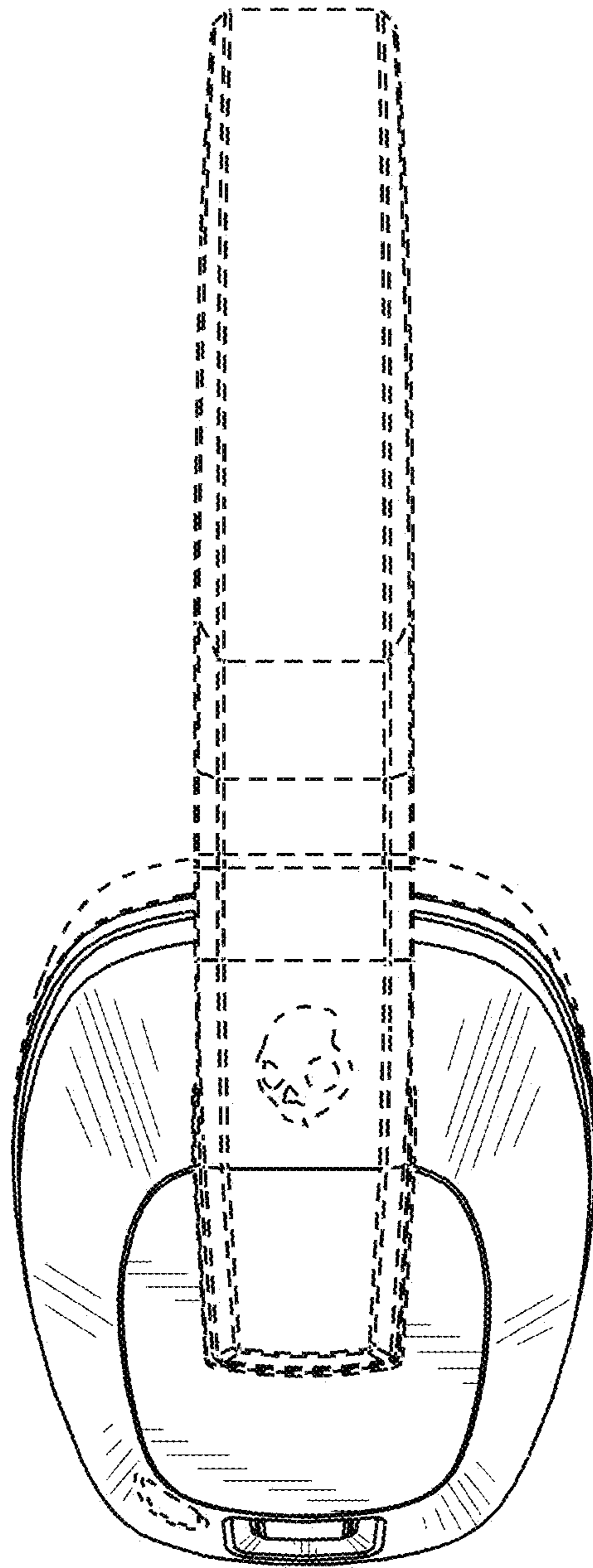


FIG. 3

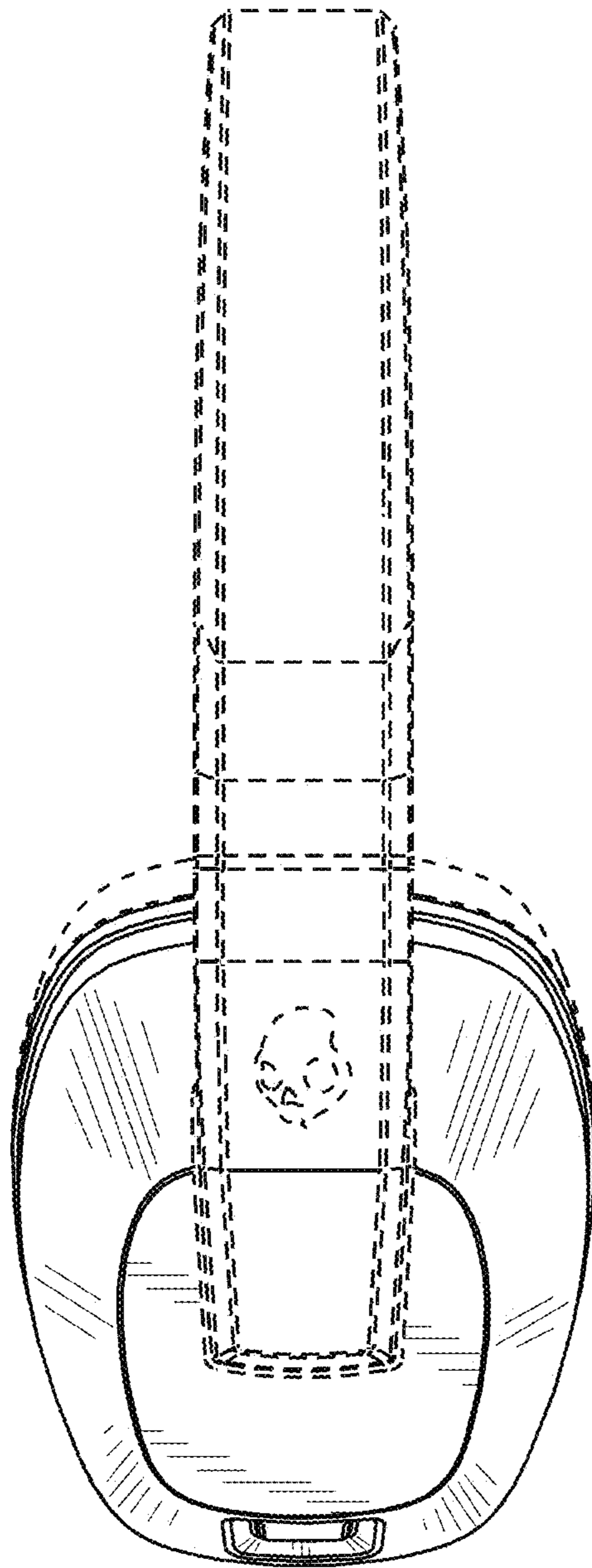


FIG. 4

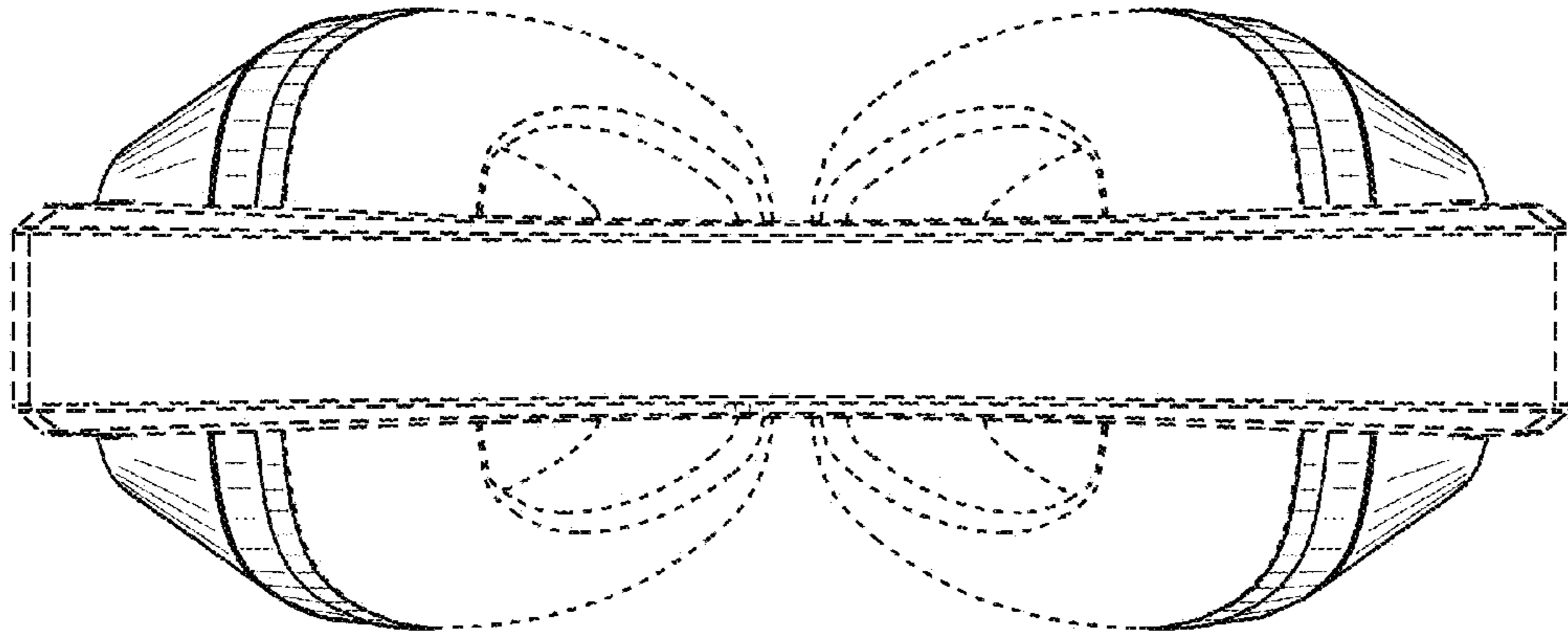


FIG. 5

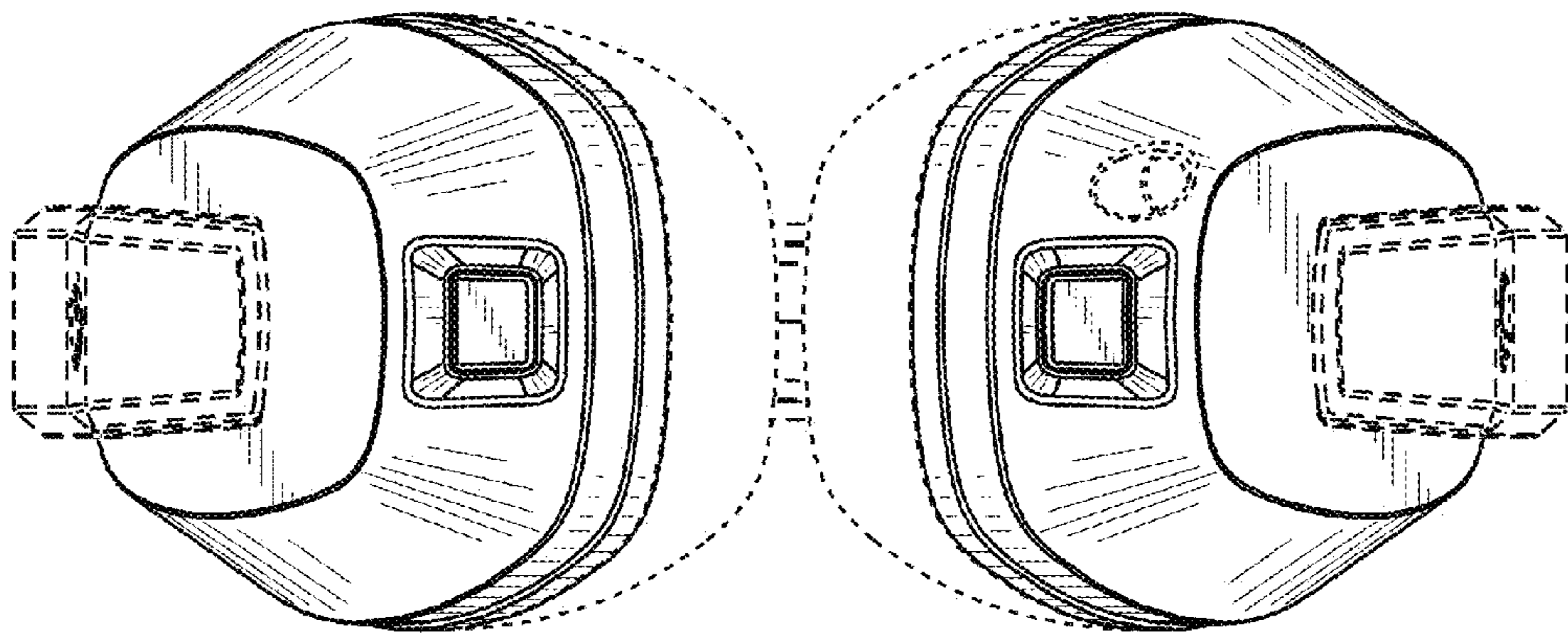


FIG. 6

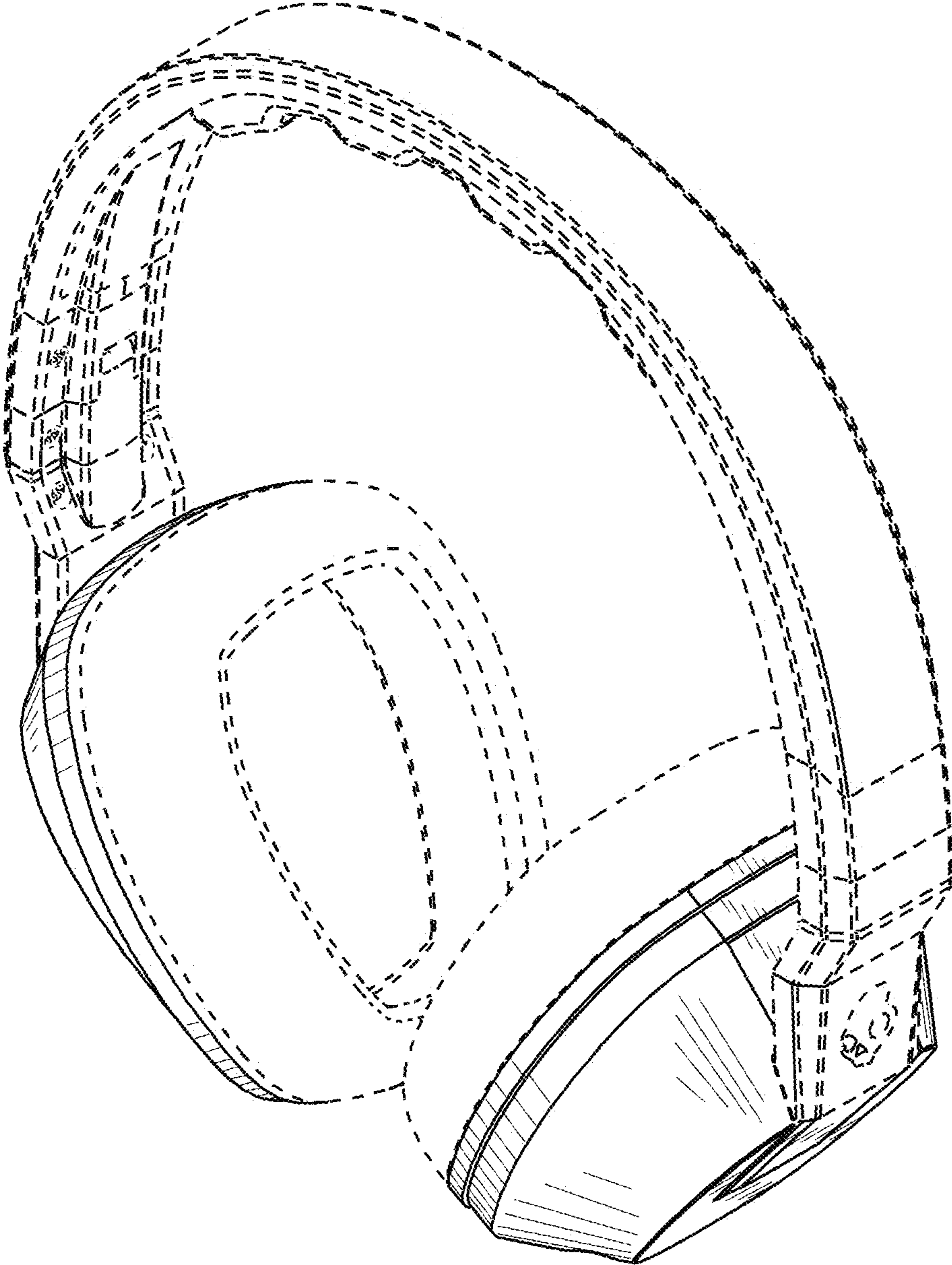


FIG. 7