



US00D701191S

(12) **United States Design Patent**
Suk

(10) **Patent No.:** **US D701,191 S**

(45) **Date of Patent:** **** Mar. 18, 2014**

(54) **MOBILE PHONE**

(75) Inventor: **Chang-Hoon Suk**, Yongin-si (KR)

(73) Assignee: **Samsung Electronics Co., Ltd.**,
Suwon-Si (KR)

(**) Term: **14 Years**

(21) Appl. No.: **29/428,314**

(22) Filed: **Jul. 30, 2012**

(30) **Foreign Application Priority Data**

May 2, 2012 (KR) 30-2012-0021294

(51) **LOC (10) Cl.** **14-03**

(52) **U.S. Cl.**
USPC **D14/138 G**

(58) **Field of Classification Search**
USPC D14/138 R, 138 AD, 138 AC, 138 C,
D14/138 G, 137, 147, 218, 341-347,
D14/247-248; 455/566, 575.1, 575.3, 575.4
See application file for complete search history.

(56) **References Cited**

U.S. PATENT DOCUMENTS

D548,713 S * 8/2007 Lee et al. D14/138 AD
D558,720 S * 1/2008 Lee et al. D14/138 AD
D589,924 S * 4/2009 Jung et al. D14/138 AD
D601,539 S * 10/2009 Hong D14/138 G
D611,023 S * 3/2010 Wu et al. D14/138 G
D611,025 S * 3/2010 Yu D14/138 G
D617,764 S * 6/2010 Liu et al. D14/138 AD
D619,989 S * 7/2010 Huang D14/138 G

D624,519 S * 9/2010 Shen et al. D14/138 AD
D638,814 S * 5/2011 Sutherland et al. D14/138 G
D648,332 S * 11/2011 Kim et al. D14/248
D650,766 S * 12/2011 Hong D14/138 G
D653,231 S * 1/2012 Harenstam D14/138 AD

(Continued)

OTHER PUBLICATIONS

Acer Liquid C1, announced Jan. 2013, [online], [retrieved on Mar. 4, 2013]. Retrieved from Internet ,<URL: <http://www.gsmarena.com>>.*

(Continued)

Primary Examiner — Bridget L Eland

(74) *Attorney, Agent, or Firm* — Staas & Halsey LLP

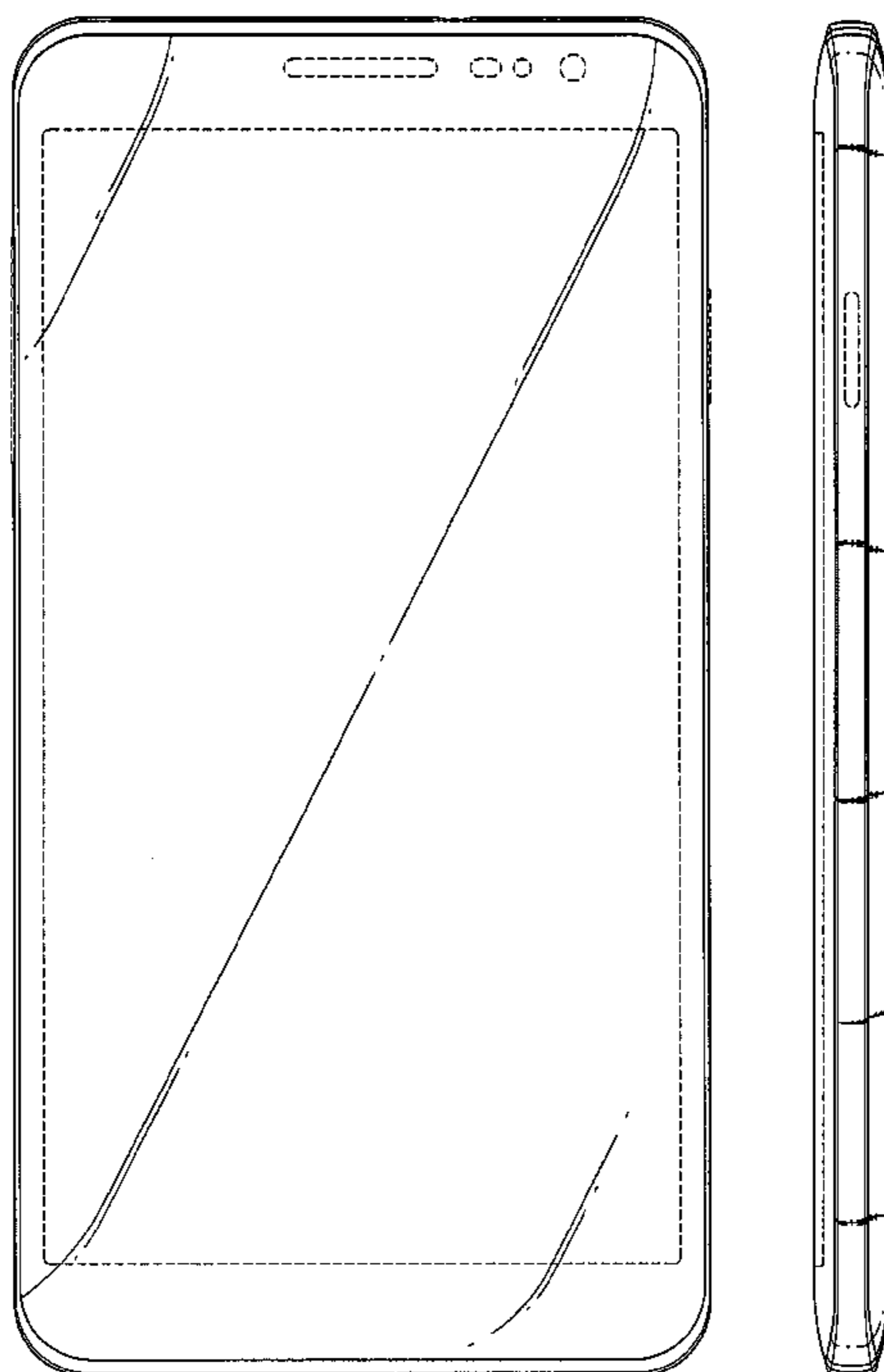
(57) **CLAIM**

The ornamental design for a mobile phone, as shown and described.

DESCRIPTION

FIG. 1 is a front perspective view of a mobile phone; FIG. 2 is a front view of the mobile phone of FIG. 1; FIG. 3 is a rear view of the mobile phone of FIG. 1; FIG. 4 is a left-side view of the mobile phone of FIG. 1; FIG. 5 is a right-side view of the mobile phone of FIG. 1; FIG. 6 is a top plan view of the mobile phone of FIG. 1; and, FIG. 7 is a bottom plan view of the mobile phone of FIG. 1. The broken lines shown in the drawings, which are immediately adjacent to the shaded areas and define consistently unshaded regions, represent the bounds of the claim, while all other broken lines are directed to environment and are for illustrative purposes only; the broken lines form no part of the claimed design.

1 Claim, 7 Drawing Sheets



(56)

References Cited

U.S. PATENT DOCUMENTS

D654,899	S *	2/2012	Jung	D14/138	G
D656,477	S *	3/2012	Yi et al.	D14/138	G
D657,764	S *	4/2012	Hong	D14/138	G
D661,277	S *	6/2012	Kim	D14/138	G
D671,086	S *	11/2012	Yu et al.	D14/138	G
D681,584	S *	5/2013	Sung	D14/138	G
D681,585	S *	5/2013	Suk	D14/138	G
D684,135	S *	6/2013	Seo et al.	D14/138	G
D687,002	S *	7/2013	Song et al.	D14/138	G
D687,795	S *	8/2013	Kim et al.	D14/138	AD
D688,239	S *	8/2013	Chiang	D14/341	
2007/0232368	A1 *	10/2007	Feightner et al.	455/575.1	
2011/0143825	A1 *	6/2011	Ahn et al.	455/575.4	

OTHER PUBLICATIONS

Alcatel OT-993, announced Aug. 2012, [online], [retrieved on Aug. 21, 2012]. Retrieved from Internet ,<URL: <http://www.gsmarena.com>>.*

Acer Liquid Gallant E350, announced Aug. 2012, [online], [retrieved on Aug. 21, 2012]. Retrieved from Internet ,<URL: <http://www.gsmarena.com>>.*

LG Optimus LTE SU640, announced Oct. 2011, [online], [retrieved on Oct. 11, 2011]. Retrieved from Internet ,<URL: <http://www.gsmarena.com>>.*

* cited by examiner

FIG. 1

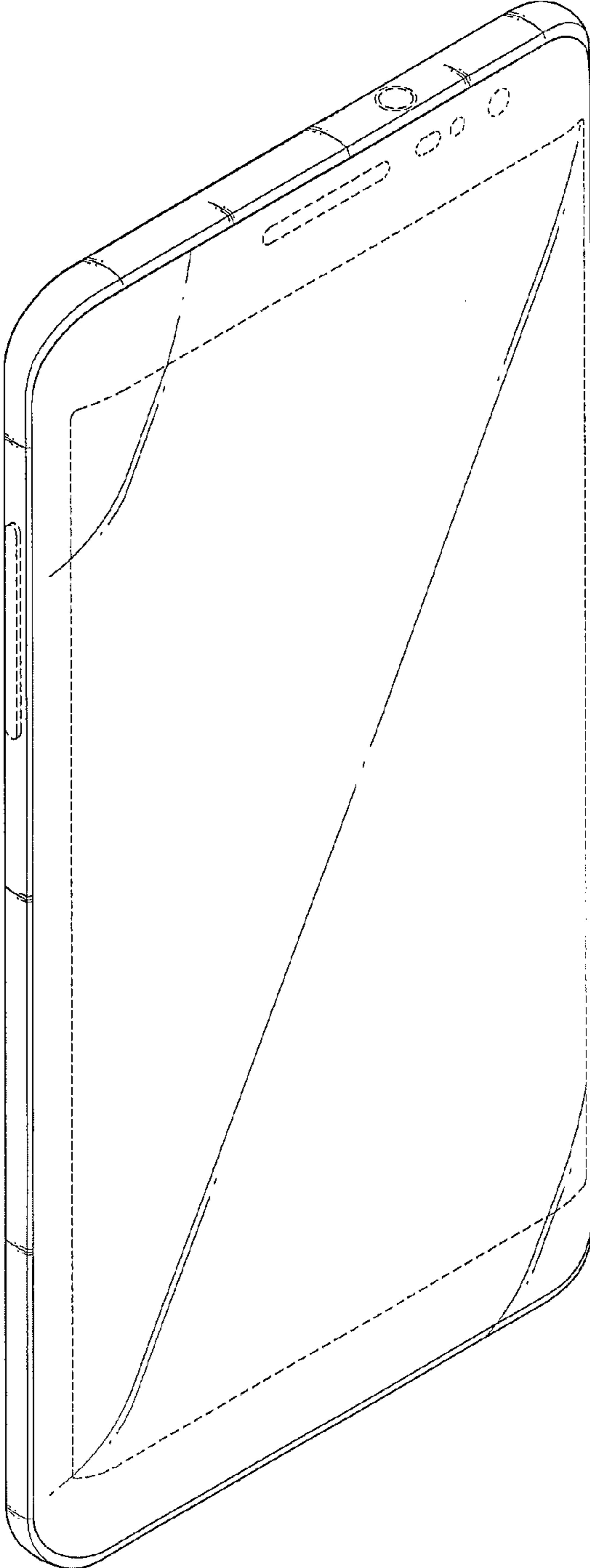


FIG. 2

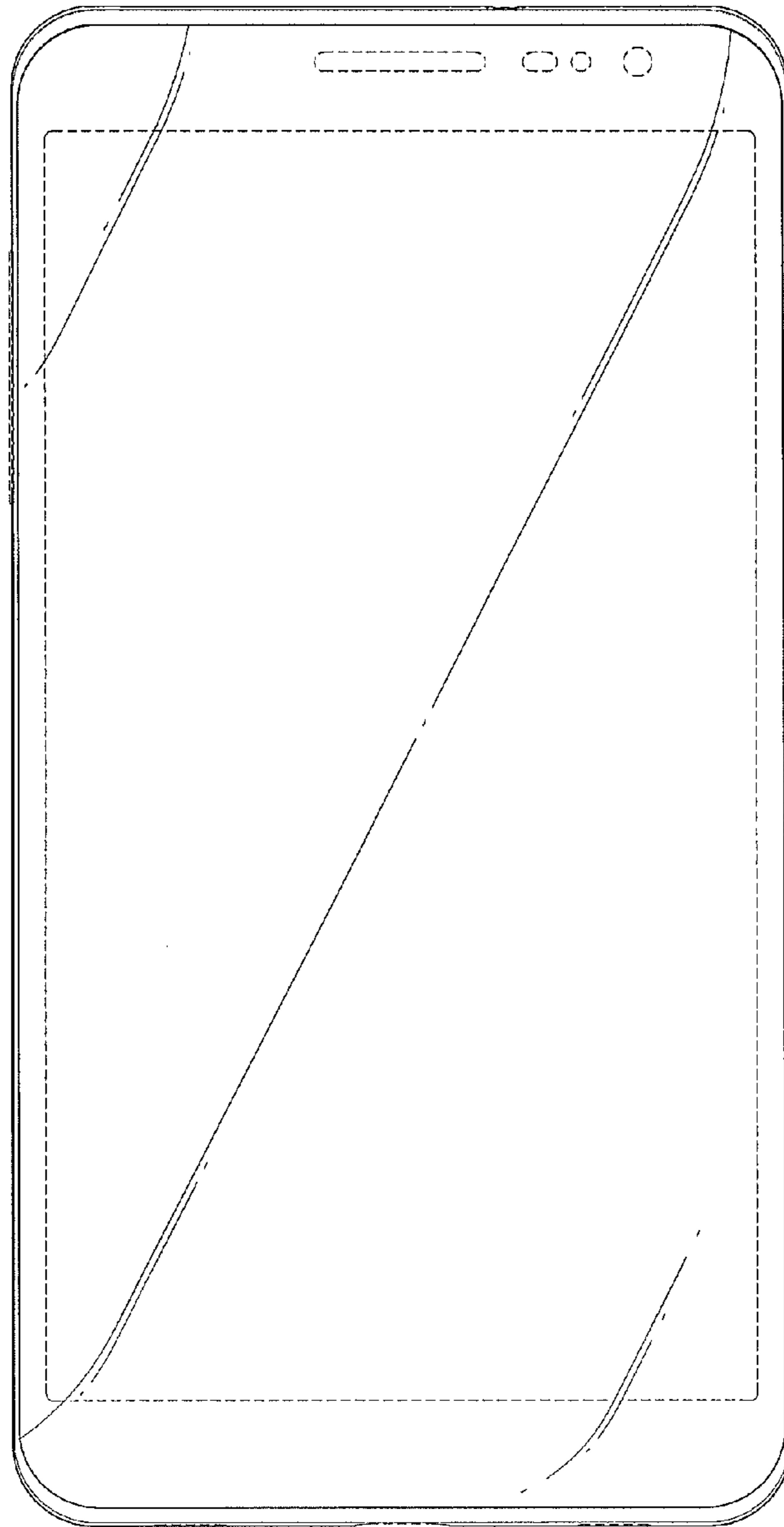


FIG. 3




FIG. 4

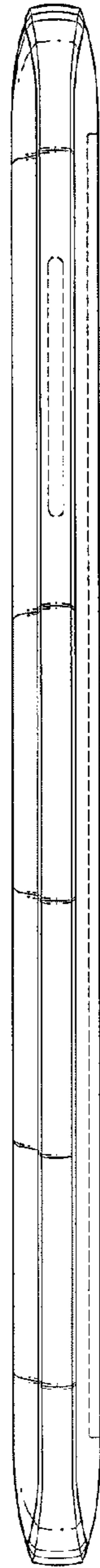


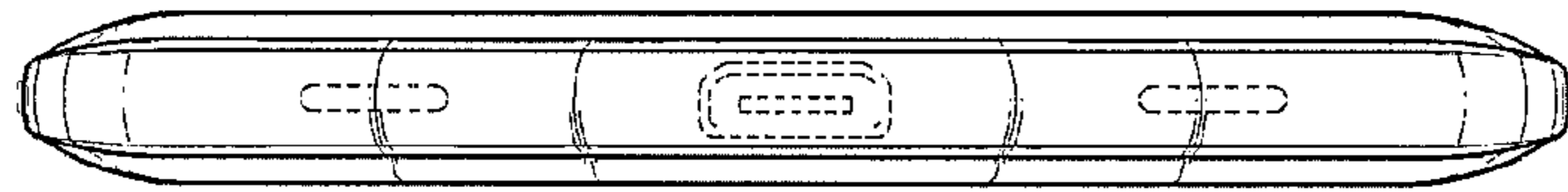
FIG. 5



FIG. 6



FIG. 7



UNITED STATES PATENT AND TRADEMARK OFFICE
CERTIFICATE OF CORRECTION

PATENT NO. : D701,191 S
APPLICATION NO. : 29/428314
DATED : March 18, 2014
INVENTOR(S) : Suk

Page 1 of 9

It is certified that error appears in the above-identified patent and that said Letters Patent is hereby corrected as shown below:

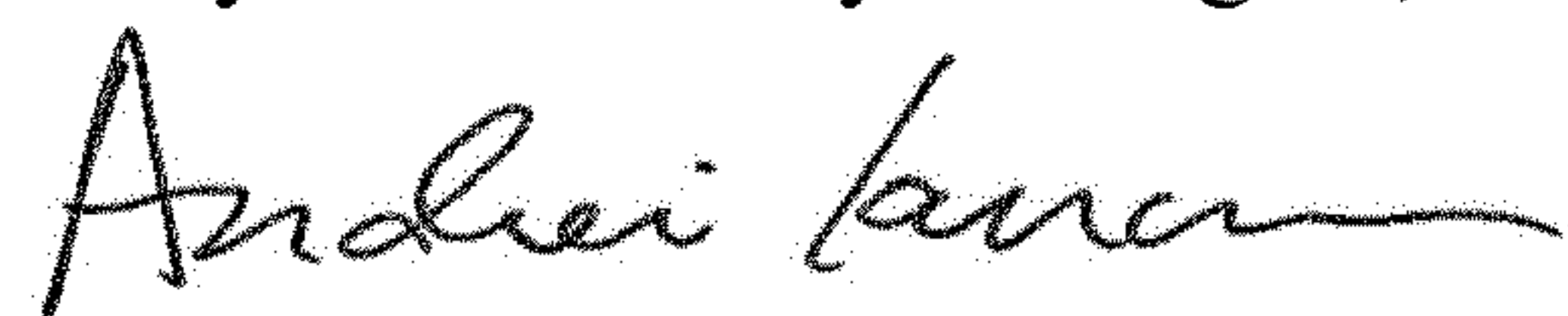
On the Title Page

Delete the title page and substitute therefore with the attached title page consisting of the corrected illustrative figure(s).

In the Drawings

Please replace FIGS. 1-7 with FIGS. 1-7 as shown on the attached pages.

Signed and Sealed this
Twenty-seventh Day of August, 2019



Andrei Iancu
Director of the United States Patent and Trademark Office

(12) **United States Design Patent** (10) **Patent No.:** **US D701,191 S**
Suk (45) **Date of Patent:** **** Mar. 18, 2014**

(54) **MOBILE PHONE**
 (75) Inventor: **Chang-Hoon Suk, Yongin-si (KR)**
 (73) Assignee: **Samsung Electronics Co., Ltd., Suwon-Si (KR)**
 (**) Term: **14 Years**
 (21) Appl. No.: **29/428,314**
 (22) Filed: **Jul. 30, 2012**
 (30) **Foreign Application Priority Data**
 May 2, 2012 (KR) 30-2012-0021294
 (51) **LOC (10) CL.** **14-03**
 (52) **U.S. CL.**
 USPC **D14/138 G**
 (58) **Field of Classification Search**
 USPC D14/138 R, 138 AD, 138 AC, 138 C,
 D14/138 G, 137, 147, 218, 341-347,
 D14/247-248; 455/566, 575.1, 575.3, 575.4
 See application file for complete search history.

(56) **References Cited**
U.S. PATENT DOCUMENTS
 D548,713 S * 8/2007 Lee et al. D14/138 AD
 D558,720 S * 1/2008 Lee et al. D14/138 AD
 D589,924 S * 4/2009 Jung et al. D14/138 AD
 D601,539 S * 10/2009 Hong D14/138 G
 D611,023 S * 3/2010 Wu et al. D14/138 G
 D611,025 S * 3/2010 Yu D14/138 G
 D617,764 S * 6/2010 Liu et al. D14/138 AD
 D619,989 S * 7/2010 Huang D14/138 G

D624,519 S * 9/2010 Shen et al. D14/138 AD
 D638,814 S * 5/2011 Sutherland et al. D14/138 G
 D648,332 S * 11/2011 Kim et al. D14/248
 D650,766 S * 12/2011 Hong D14/138 G
 D653,231 S * 1/2012 Harenstam D14/138 AD

(Continued)

OTHER PUBLICATIONS

Acer Liquid C1, announced Jan. 2013, [online], [retrieved on Mar. 4, 2013]. Retrieved from Internet <URL: <http://www.gsmarena.com>>.*

(Continued)

Primary Examiner — Bridget L Eland
 (74) *Attorney, Agent, or Firm* — Staas & Halsey LLP

(57) **CLAIM**
 The ornamental design for a mobile phone, as shown and described.

DESCRIPTION

FIG. 1 is a front perspective view of a mobile phone; FIG. 2 is a front view of the mobile phone of FIG. 1; FIG. 3 is a rear view of the mobile phone of FIG. 1; FIG. 4 is a left-side view of the mobile phone of FIG. 1; FIG. 5 is a right-side view of the mobile phone of FIG. 1; FIG. 6 is a top plan view of the mobile phone of FIG. 1; and FIG. 7 is a bottom plan view of the mobile phone of FIG. 1. The broken lines shown in the drawings, which are immediately adjacent to the shaded areas and define consistently unshaded regions, represent the bounds of the claim, while all other broken lines are directed to environment and are for illustrative purposes only; the broken lines form no part of the claimed design.

1 Claim, 7 Drawing Sheets

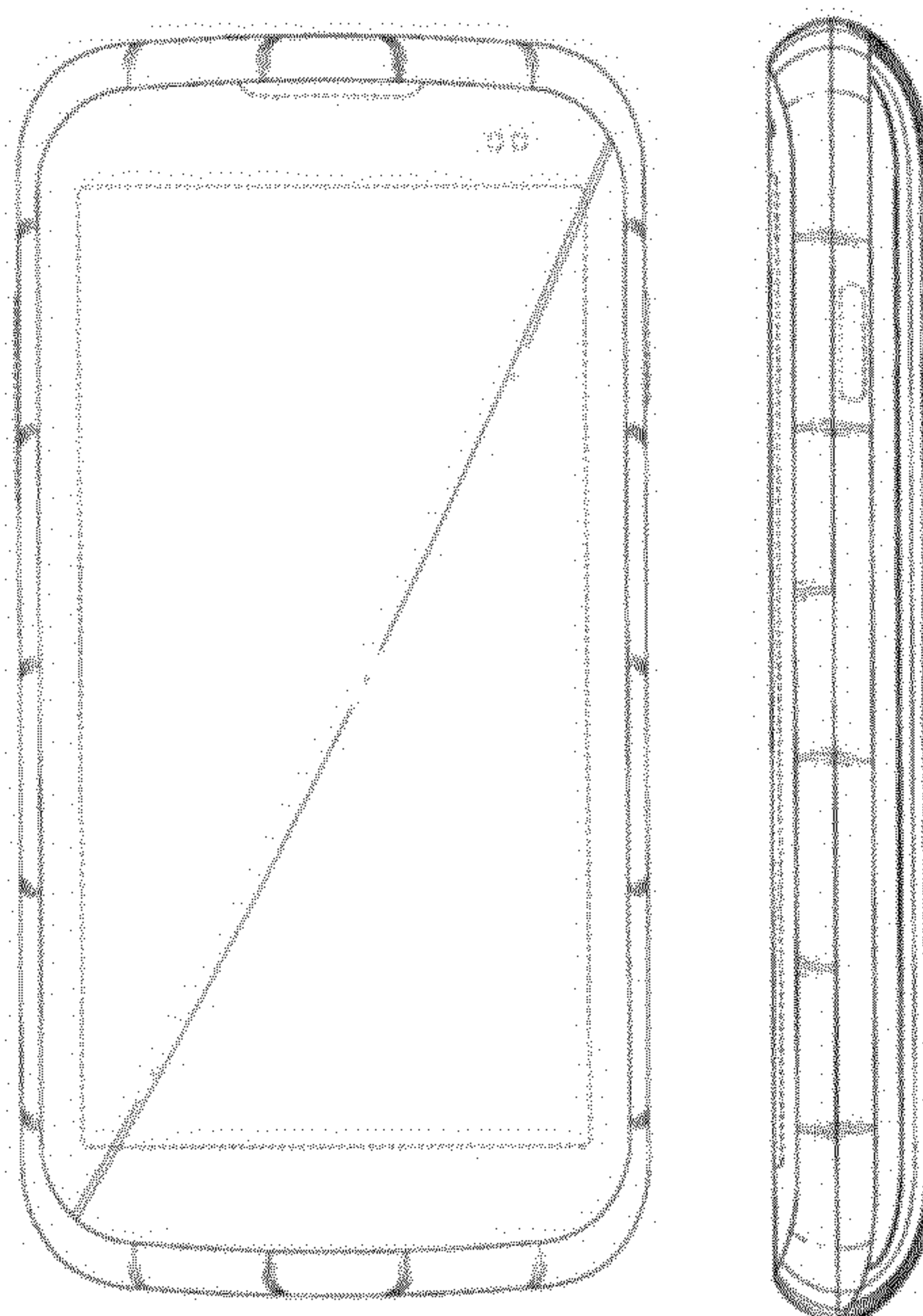


FIG. 1

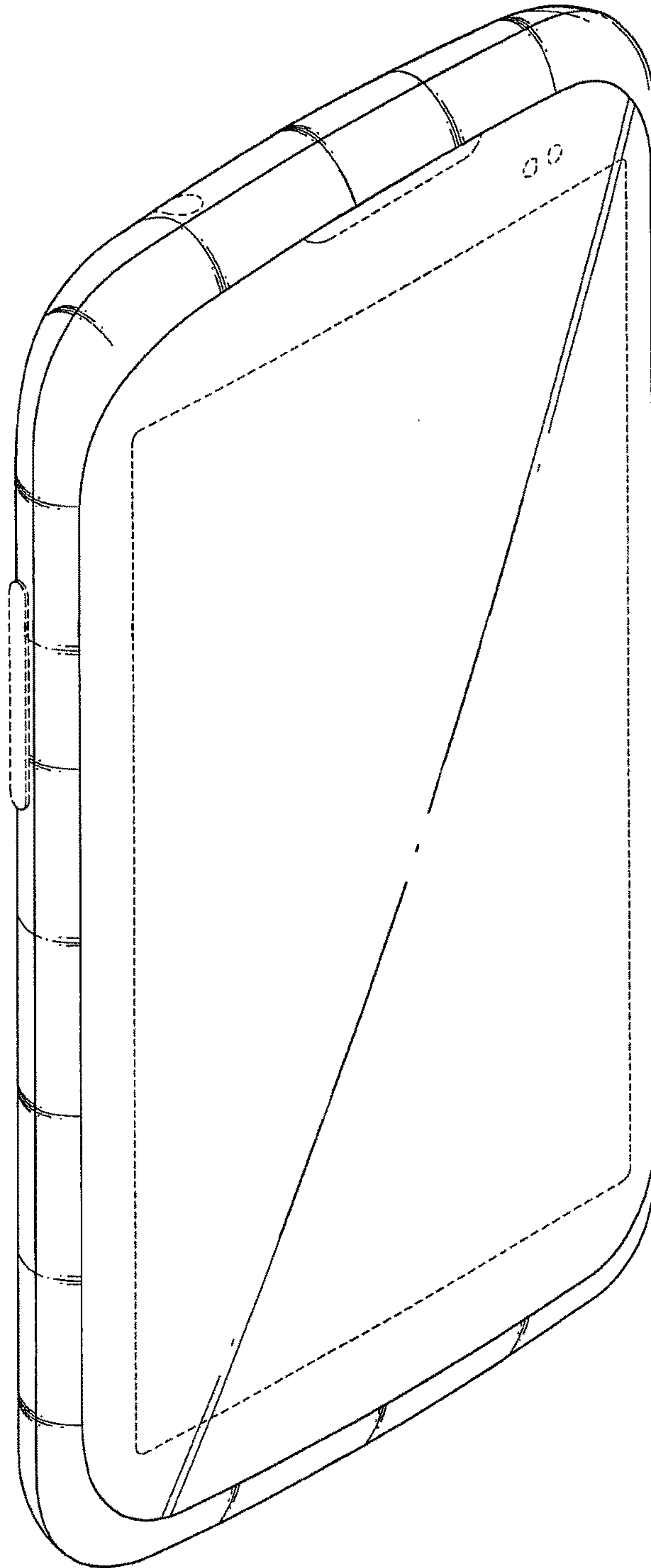


FIG. 2

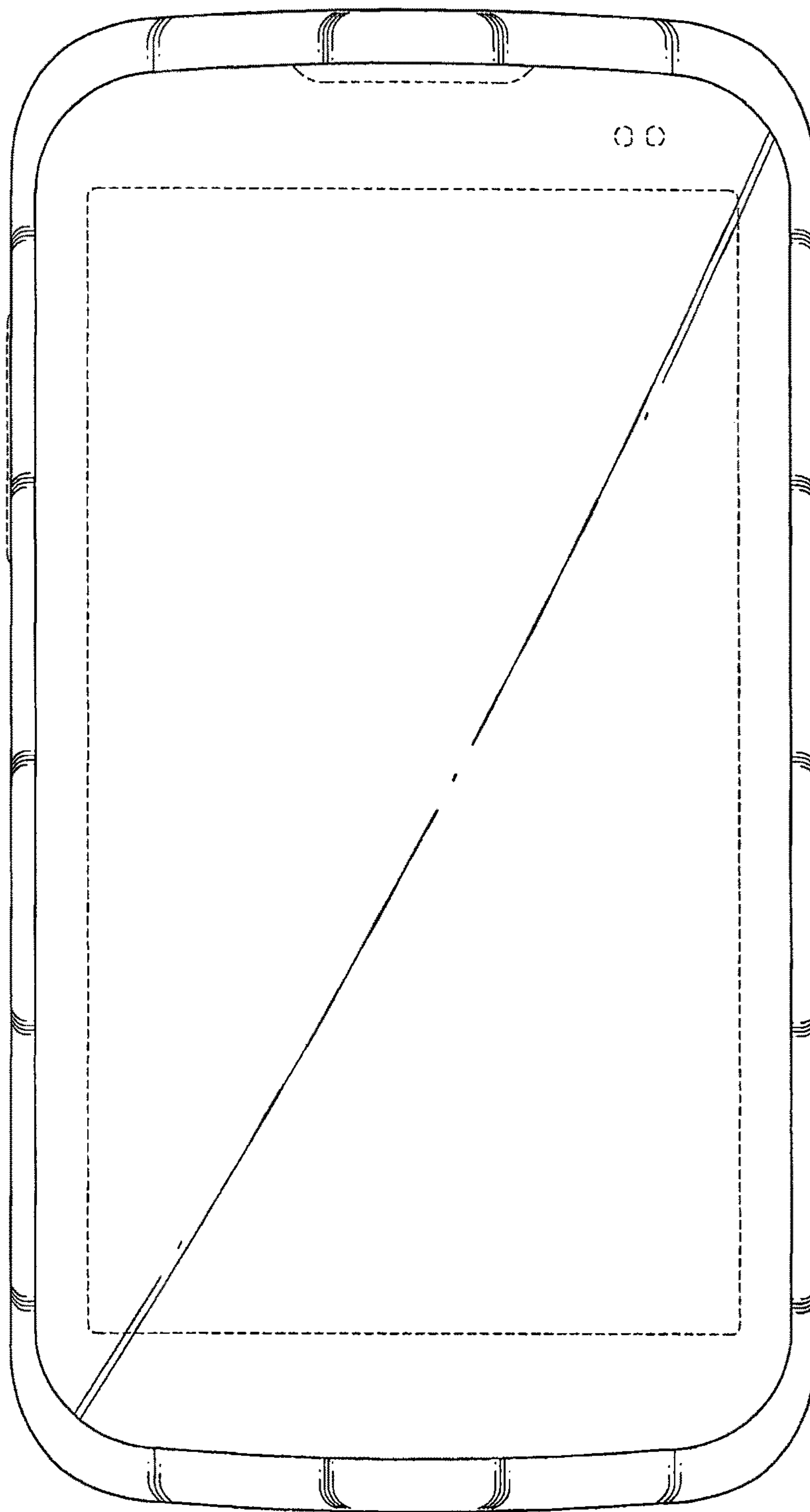


FIG. 3




FIG. 4




FIG. 5




FIG. 6

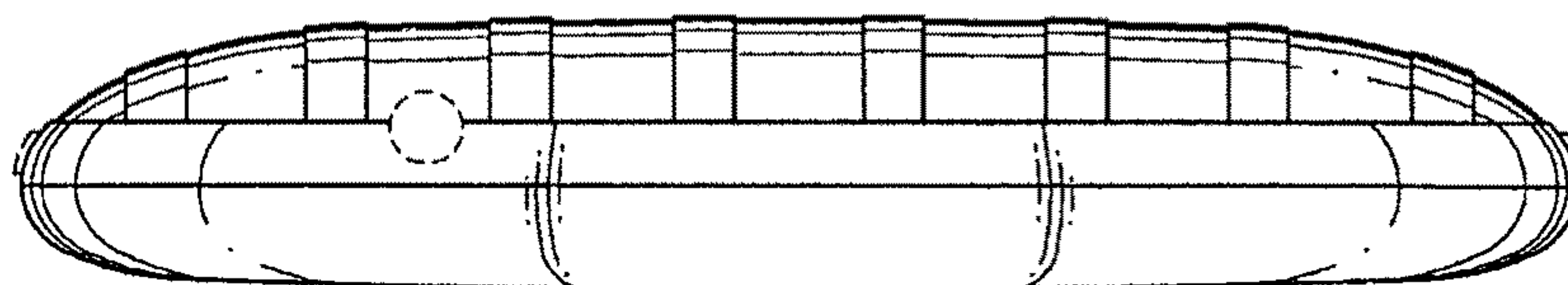


FIG. 7

