



US00D701164S

(12) **United States Design Patent**
Buresh et al.

(10) **Patent No.:** **US D701,164 S**
(45) **Date of Patent:** **** Mar. 18, 2014**

(54) **TIRE TREAD**

(75) Inventors: **Patrick Jon Buresh**, Bend, OR (US);
Derick Lonell Harris, Charlotte, NC
(US); **Matthew D. Beres, Jr.**, Greer, SC
(US)

(73) Assignees: **Compagnie Generale des
Etablissements Michelin**,
Clermont-Ferrand (FR); **Michelin
Recherche et Technique S.A.**,
Granges-Paccot (CH)

(**) Term: **14 Years**

(21) Appl. No.: **29/412,158**

(22) Filed: **Jan. 31, 2012**

(51) **LOC (10) Cl.** **12-15**

(52) **U.S. Cl.**
USPC **D12/523**

(58) **Field of Classification Search**
USPC D12/505-532, 900-901;
152/209.1-209.9, 209.11-209.19,
152/209.21-209.28, 455

See application file for complete search history.

(56) **References Cited**

U.S. PATENT DOCUMENTS

D320,371 S	10/1991	Morubayashi	
D340,685 S	10/1993	Maxwell et al.	
D390,518 S	2/1998	White et al.	
D390,519 S	2/1998	White	
D402,938 S	12/1998	Villamizar	
D447,097 S	8/2001	Graas et al.	
D451,440 S	12/2001	Weber	
D513,400 S	1/2006	Sakaguchi et al.	
D525,186 S	7/2006	Martin	
D559,767 S *	1/2008	Graas et al.	D12/523
D560,595 S	1/2008	Bindner et al.	
D572,653 S	7/2008	Knowles et al.	
D577,655 S *	9/2008	Heinen	D12/523

D581,347 S	11/2008	Feider et al.	
D582,837 S *	12/2008	D'abrigeon	D12/523
D586,724 S	2/2009	Seibert et al.	
D593,931 S	6/2009	Fontaine et al.	
D595,636 S	7/2009	Miyazaki	
D596,556 S	7/2009	Kuwano	
D597,474 S	8/2009	Yamakawa et al.	
D609,627 S	2/2010	Frappart et al.	
D612,321 S *	3/2010	Bott et al.	D12/523
D644,593 S	9/2011	Fontaine et al.	

(Continued)

OTHER PUBLICATIONS

Michelin Pilot Alpin PA2 tire, www.michelinman.com, at least as early as Jan. 27, 2012, 4 pages.

(Continued)

Primary Examiner — Stacia Cadmus

(74) *Attorney, Agent, or Firm* — Dority & Manning, PA

(57) **CLAIM**

The ornamental design for a tire tread, as shown and described.

DESCRIPTION

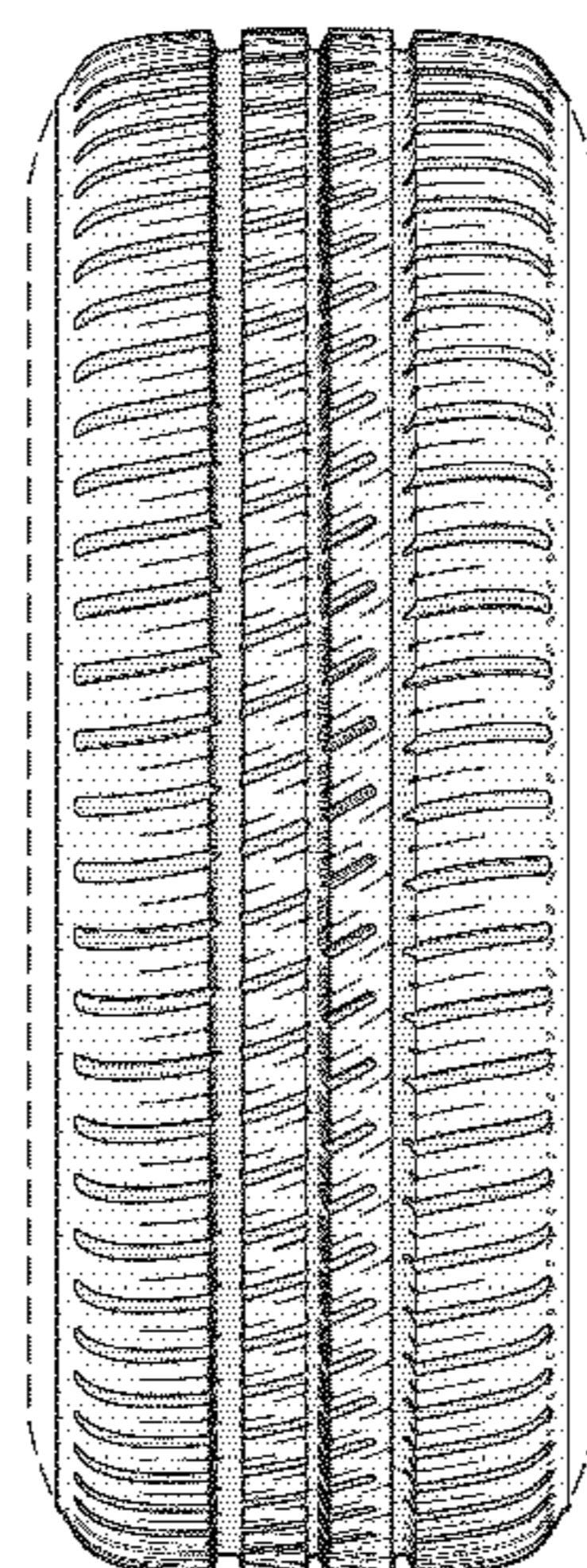
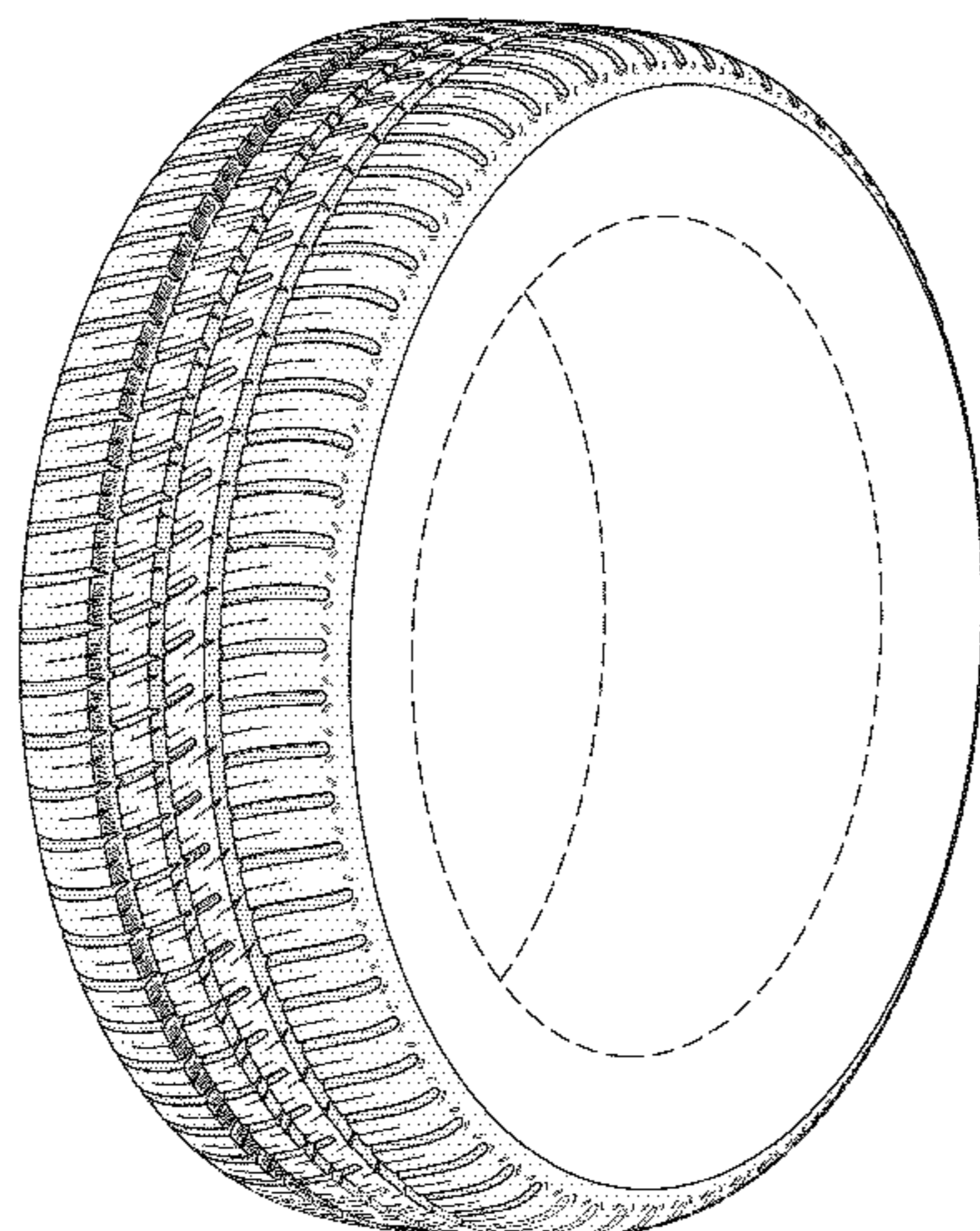
FIG. 1 is a perspective view of a tire tread showing our new design, it being understood that the tread pattern repeats circumferentially throughout the outer circumference and shoulder of the tire, the opposite side perspective being identical thereto;

FIG. 2 is a front elevation view thereof;

FIG. 3 is a side elevation view of the right side thereof; and, FIG. 4 is a side elevation view of the left side thereof.

In the drawings, the dark stippled surface shading represents the recessed groove portions of the tire tread having a depth as best illustrated along the top and bottom edges of FIG. 2. In the drawings, the broken line disclosure of the tire sidewall and inner bead depicts environmental structure and forms no part of the claimed design.

1 Claim, 4 Drawing Sheets



(56)

References Cited

OTHER PUBLICATIONS

U.S. PATENT DOCUMENTS

D649,509 S	11/2011	Allison et al.
D651,553 S	1/2012	Knowles
D666,138 S	8/2012	Fontaine et al.
D666,551 S	9/2012	Schmidt-Zum Berge et al.
D677,215 S	3/2013	Nakamura
D683,692 S	6/2013	Yasunaga
D686,138 S	7/2013	Chartier et al.
D686,139 S	7/2013	Chartier et al.

Michelin Pilot Exalto PE2 tire, www.michelinman.com, at least as early as Jan. 27, 2012, 3 pages.

Michelin Pilot Sport PS2 tire, www.michelinman.com, at least as early as Jan. 27, 2012, 4 pages.

Michelin Pilot Super Sport tire, www.michelinman.com, at least as early as Jan. 27, 2012, 4 pages.

* cited by examiner

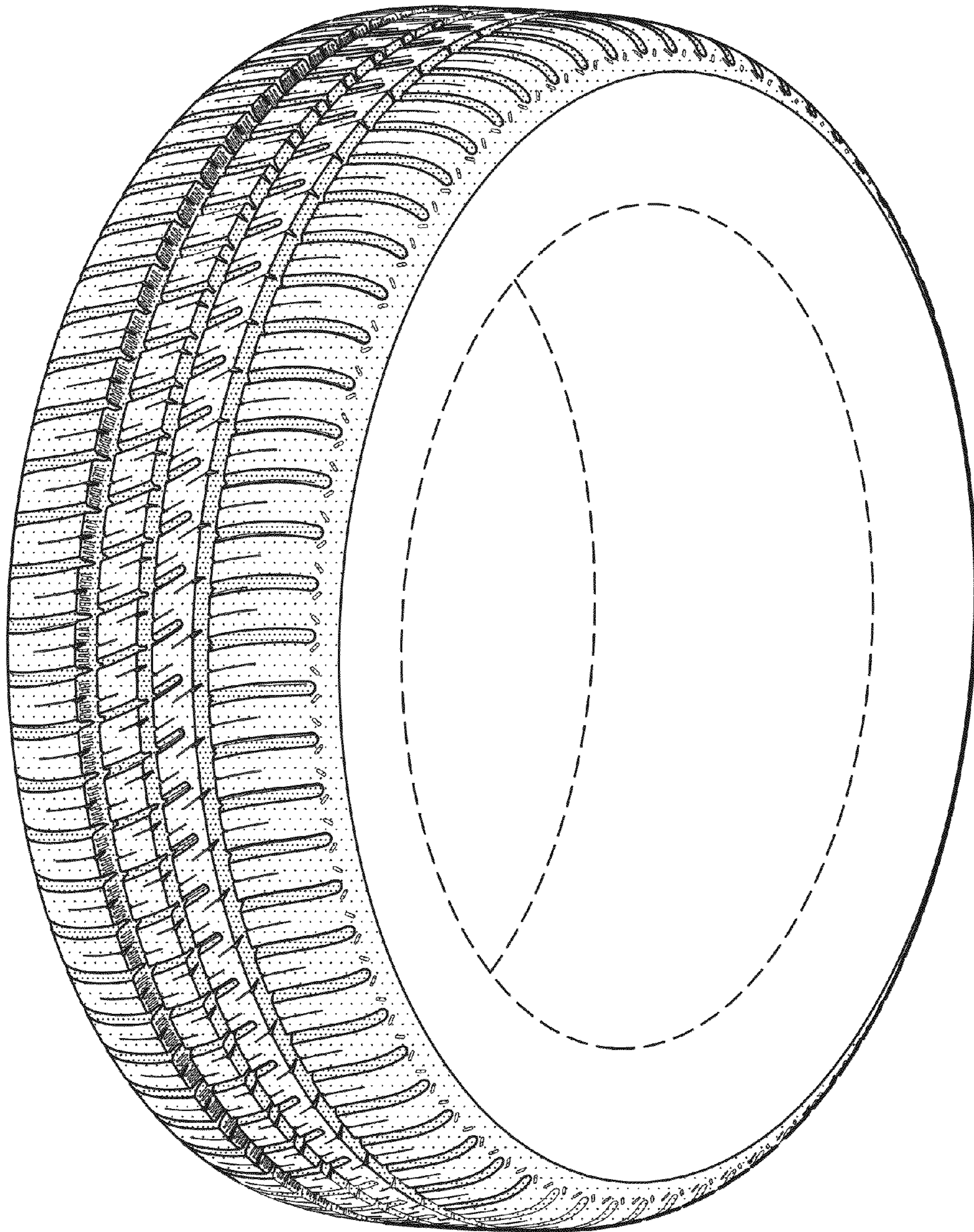


FIG. -1-

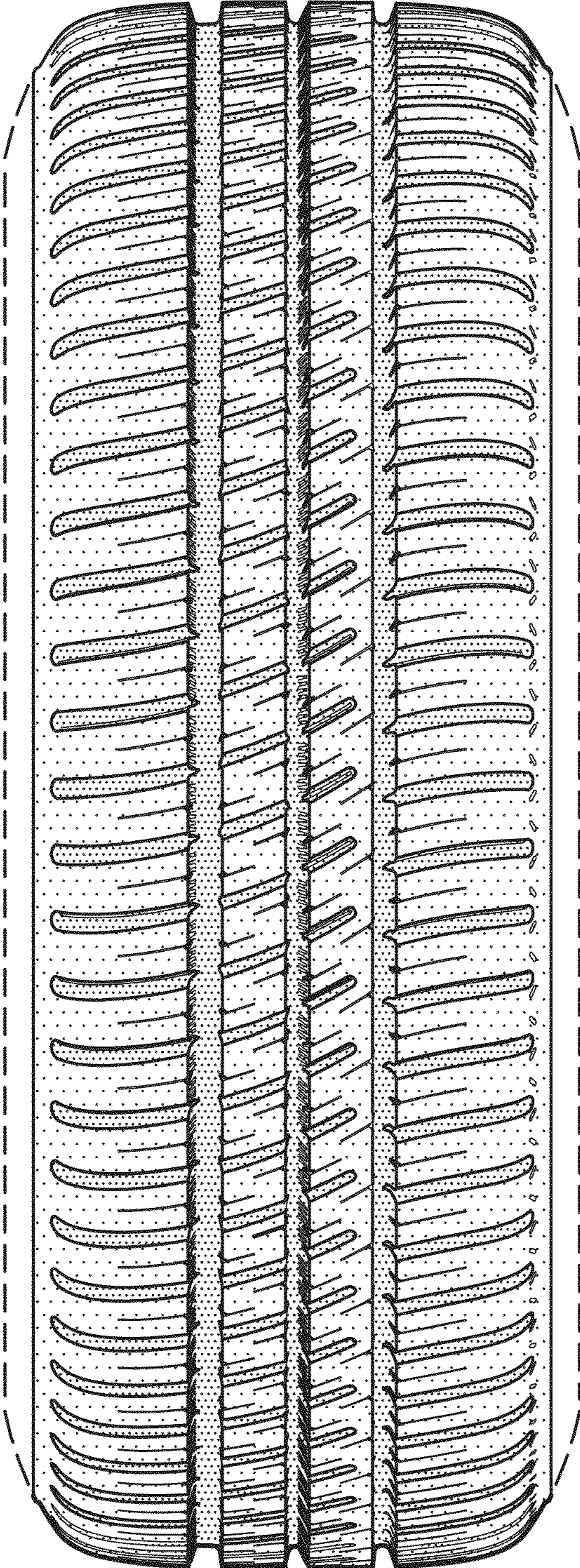


FIG. -2-

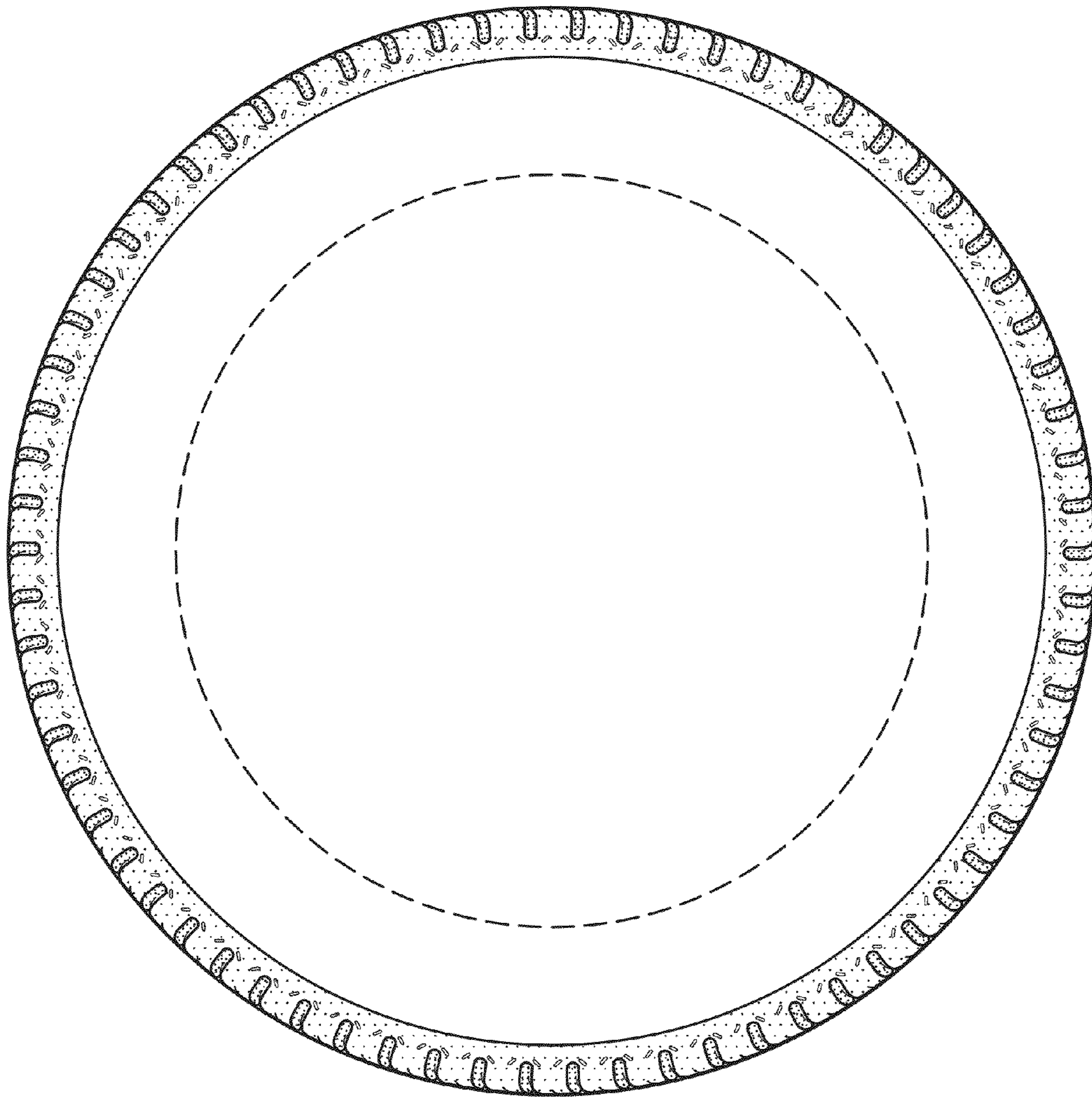


FIG. -3-

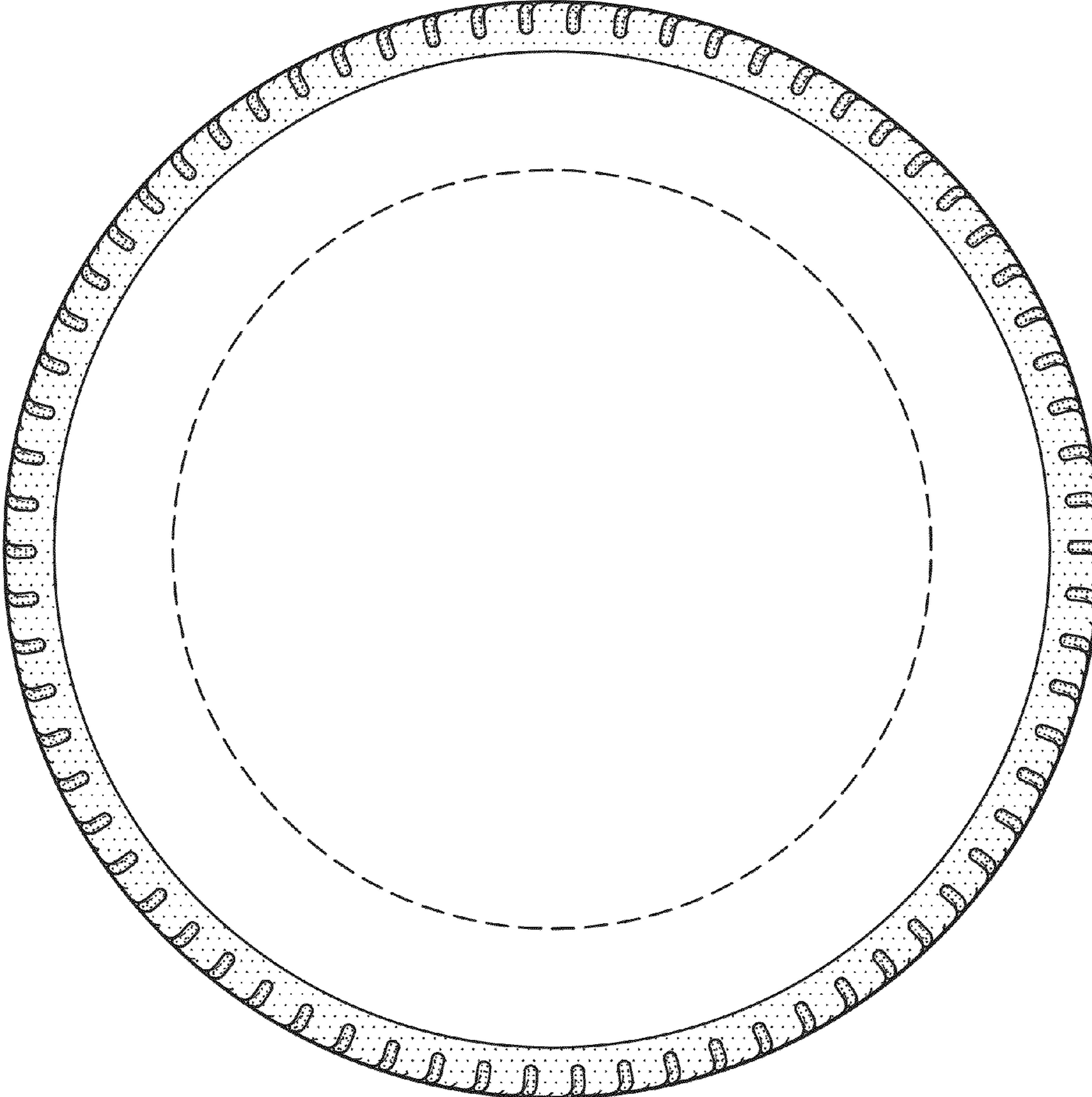


FIG. -4-