



US00D701155S

(12) **United States Design Patent**
Lu

(10) **Patent No.:** **US D701,155 S**
(45) **Date of Patent:** **** Mar. 18, 2014**

(54) **VEHICLE FLOOR MAT**

(71) Applicant: **Michael Lu**, Tainan (TW)

(72) Inventor: **Michael Lu**, Tainan (TW)

(73) Assignee: **Packy Poda Inc.**, Tainan (TW)

(**) Term: **14 Years**

(21) Appl. No.: **29/459,309**

(22) Filed: **Jun. 28, 2013**

(51) **LOC (10) Cl.** **12-16**

(52) **U.S. Cl.**
USPC **D12/203**

(58) **Field of Classification Search**
USPC D12/203, 221; D6/582-586, 592-594;
280/163-164.1; 15/215-217;
428/138.141; 296/97.23

See application file for complete search history.

(56) **References Cited**

U.S. PATENT DOCUMENTS

D194,347 S *	1/1963	Gerber	D12/203
D195,250 S *	5/1963	Cusick	D12/203
D232,536 S *	8/1974	Krusinski	D12/203
D232,539 S *	8/1974	Krusinski	D12/203
D432,477 S *	10/2000	Gorodetsky	D12/203
D432,965 S *	10/2000	Hussaini et al.	D12/203

D438,152 S *	2/2001	Hussaini et al.	D12/203
D450,025 S *	11/2001	Lu	D12/203
D472,511 S *	4/2003	Lu	D12/221
D509,781 S *	9/2005	Hussaini et al.	D12/203
D604,219 S *	11/2009	Lu	D12/203
D633,425 S *	3/2011	Lu	D12/203
D636,714 S *	4/2011	Lu	D12/203

* cited by examiner

Primary Examiner — Stacia Cadmus

(74) *Attorney, Agent, or Firm* — Alan Kamrath; Kamrath IP Lawfirm, P.A.

(57) **CLAIM**

The ornamental design for a vehicle floor mat, as shown and described.

DESCRIPTION

FIG. 1 is a perspective view of a vehicle floor mat showing my design;

FIG. 2 is a front elevational view thereof;

FIG. 3 is a rear elevational view thereof;

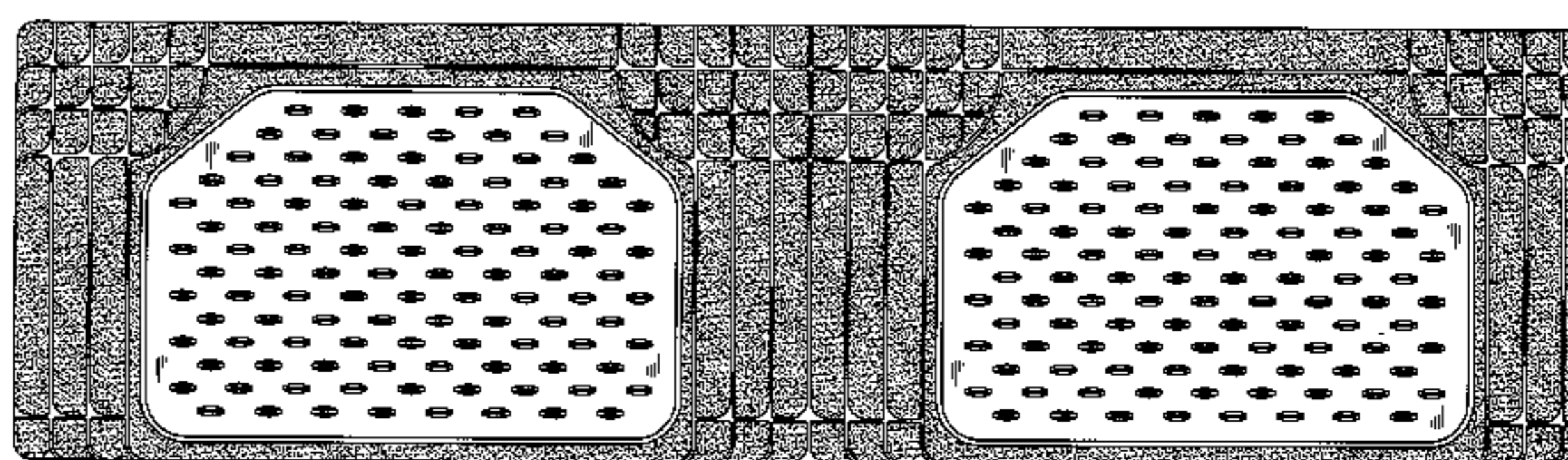
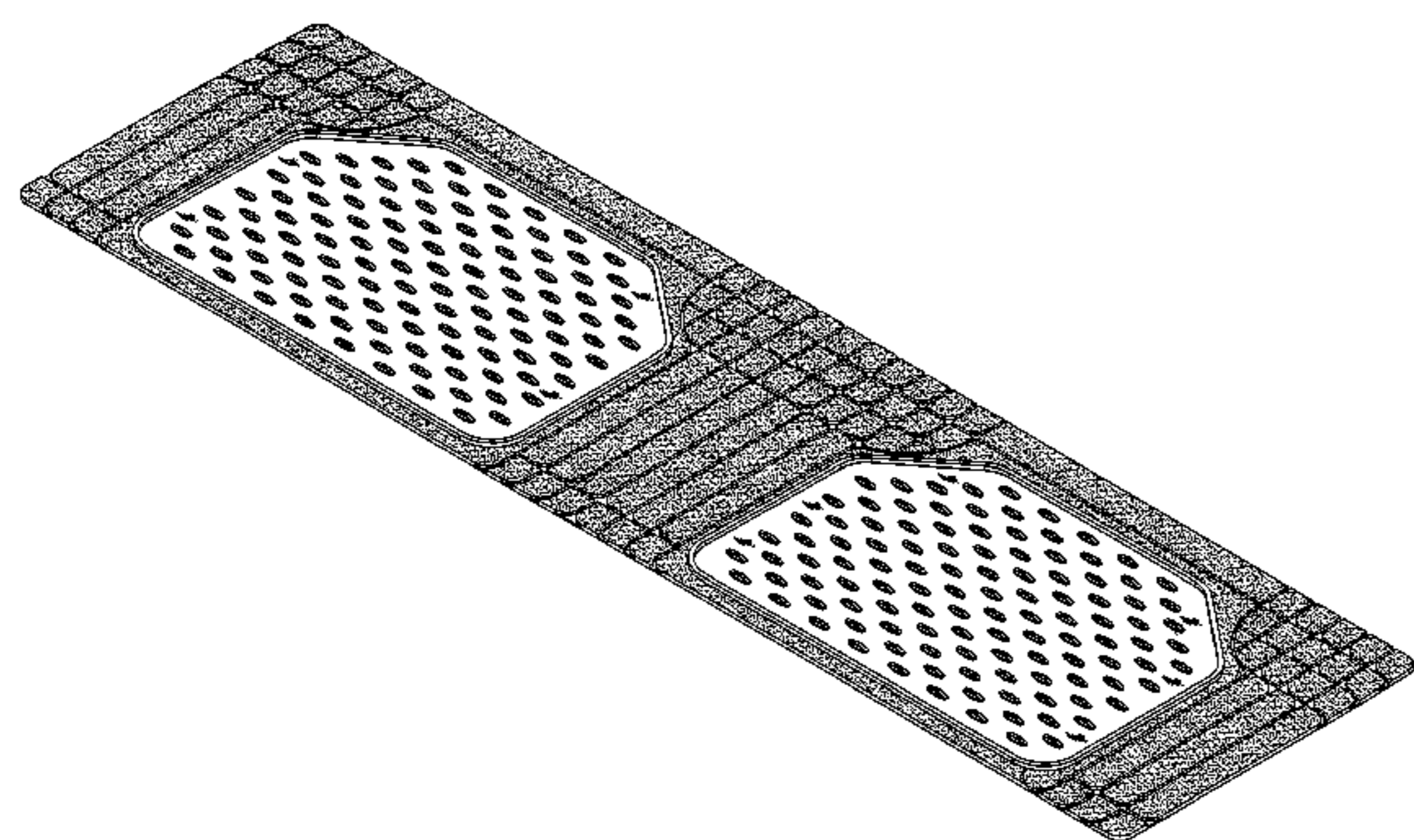
FIG. 4 is a left side elevational view thereof;

FIG. 5 is a right side elevational view thereof;

FIG. 6 is a top plan view thereof; and,

FIG. 7 is a bottom plan view thereof.

1 Claim, 5 Drawing Sheets



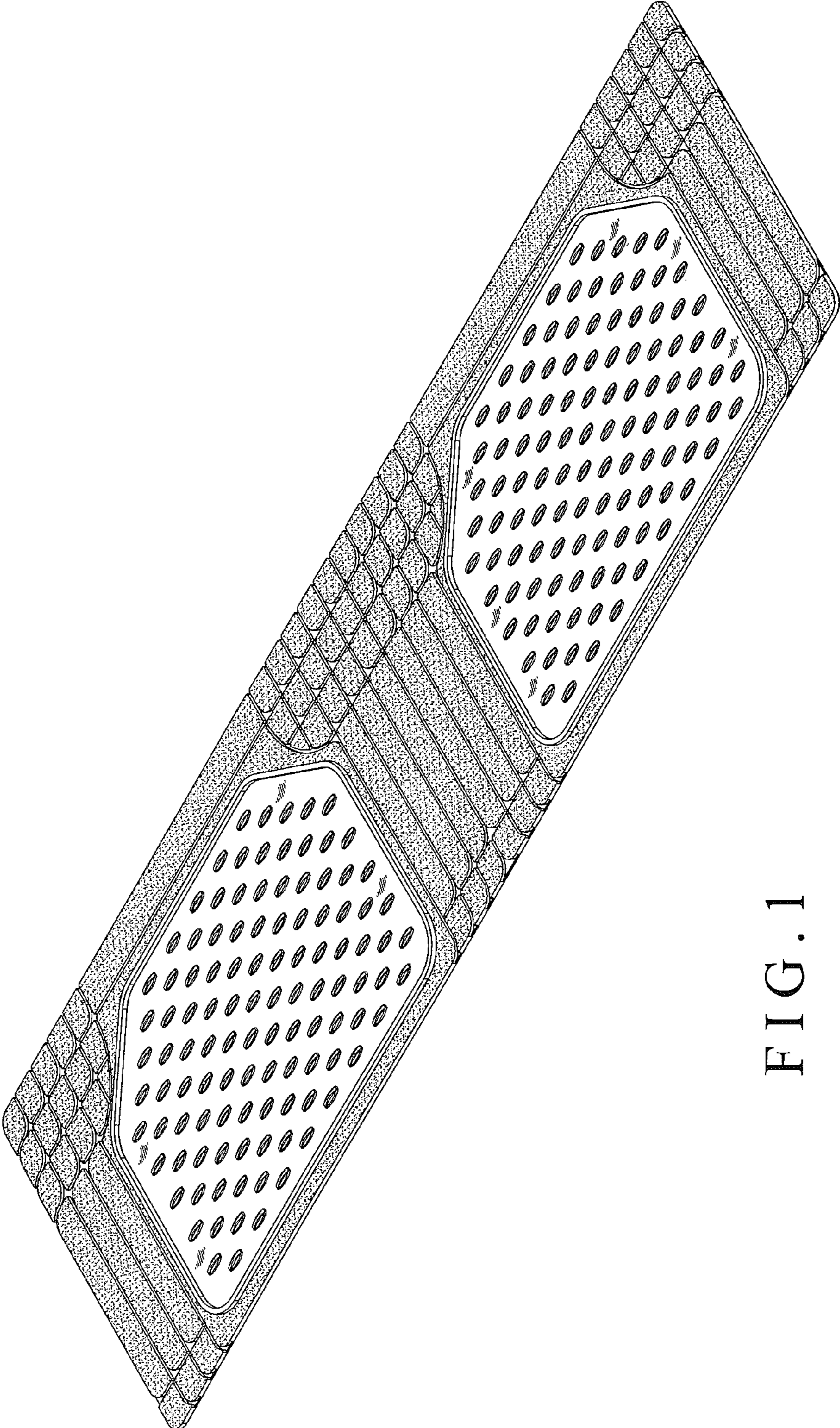


FIG. 1



FIG. 2



FIG. 3



FIG. 4




FIG. 5

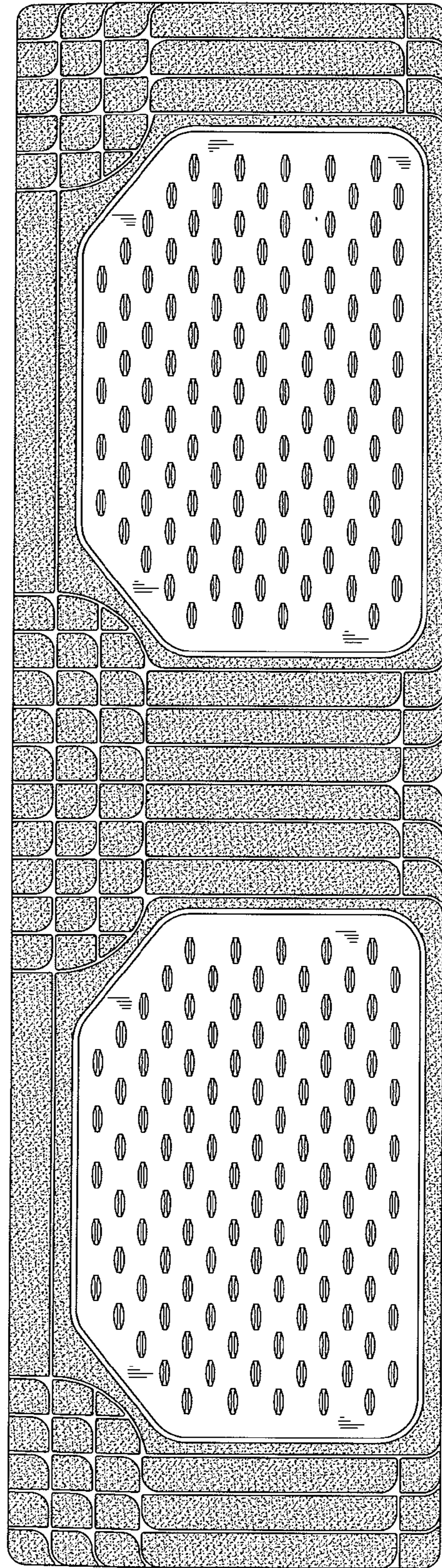


FIG. 6

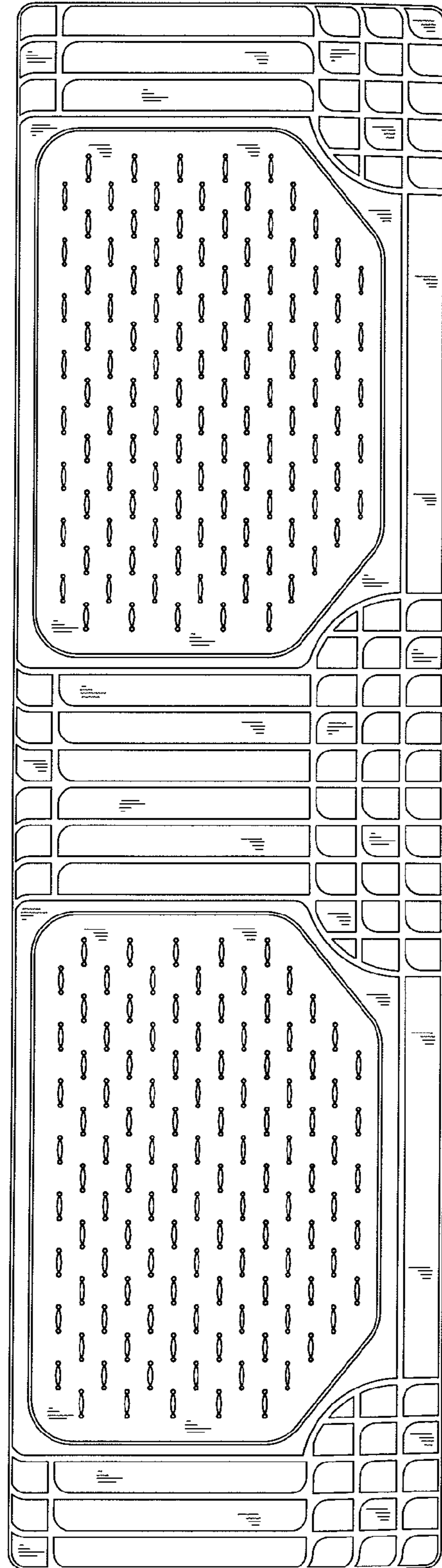


FIG. 7