



US00D701154S

(12) **United States Design Patent**  
**Saracoglu**

(10) **Patent No.:** **US D701,154 S**  
(45) **Date of Patent:** **\*\* Mar. 18, 2014**

(54) **REAR BODY PANEL FOR MOTOR VEHICLE**

(56) **References Cited**

(71) Applicant: **Dr. Ing. h.c. F. Porsche**  
**Aktiengesellschaft, Stuttgart (DE)**

(72) Inventor: **Hakan Saracoglu, Stuttgart (DE)**

(73) Assignee: **Dr. Ing. h.c. F. Porsche**  
**Aktiengesellschaft, Stuttgart (DE)**

(\*\*) Term: **14 Years**

(21) Appl. No.: **29/434,406**

(22) Filed: **Oct. 12, 2012**

(30) **Foreign Application Priority Data**

Apr. 13, 2012 (DE) ..... 402012100288

(51) **LOC (10) Cl.** ..... **12-16**

(52) **U.S. Cl.**  
USPC ..... **D12/196**

(58) **Field of Classification Search**  
USPC ..... D12/196, 90-92, 86; 296/181.1, 181.5  
See application file for complete search history.

U.S. PATENT DOCUMENTS

D606,475 S	*	12/2009	Larson et al. ....	D12/196
D607,394 S	*	1/2010	Bauer et al. ....	D12/196
D630,562 S	*	1/2011	Larson et al. ....	D12/196
D672,697 S		12/2012	Saracoglu	

\* cited by examiner

*Primary Examiner* — Melody Brown

(74) *Attorney, Agent, or Firm* — RatnerPrestia

(57) **CLAIM**

The ornamental design for a rear body panel for a motor vehicle, as shown and described.

**DESCRIPTION**

FIG. 1 is a perspective view of a rear body panel for motor vehicle;

FIG. 2 is a rear elevation view thereof;

FIG. 3 is a front elevation view thereof;


FIG. 4 is an elevation view thereof from the left side;

FIG. 5 is an elevation view thereof from the right side;

FIG. 6 is a top plan view thereof; and,

FIG. 7 is a bottom plan view thereof.

**1 Claim, 5 Drawing Sheets**






Figure 1




Figure 2

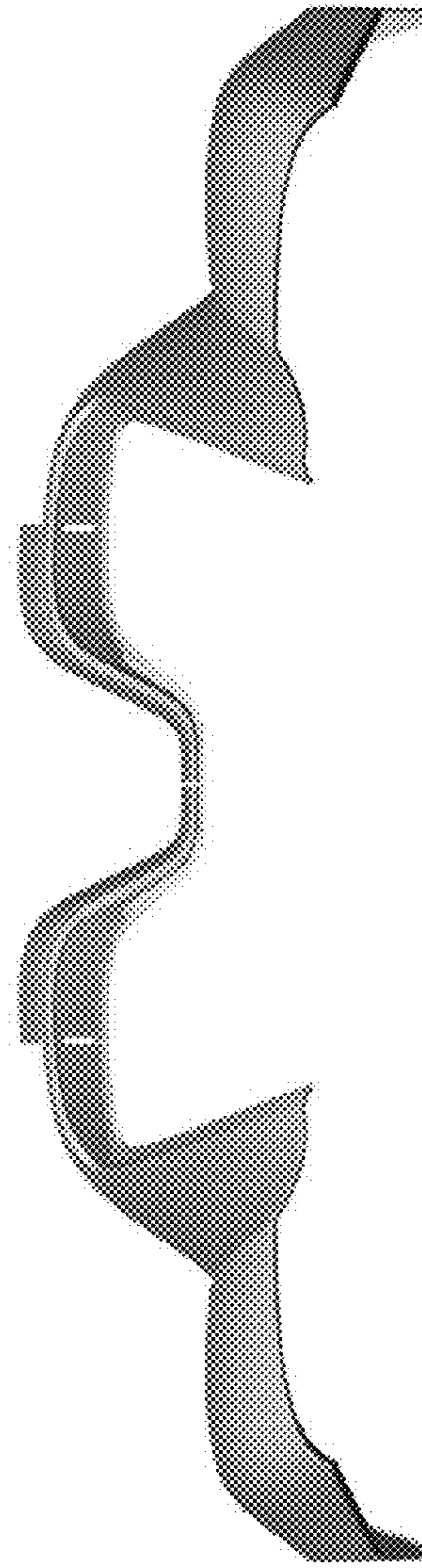


Figure 3

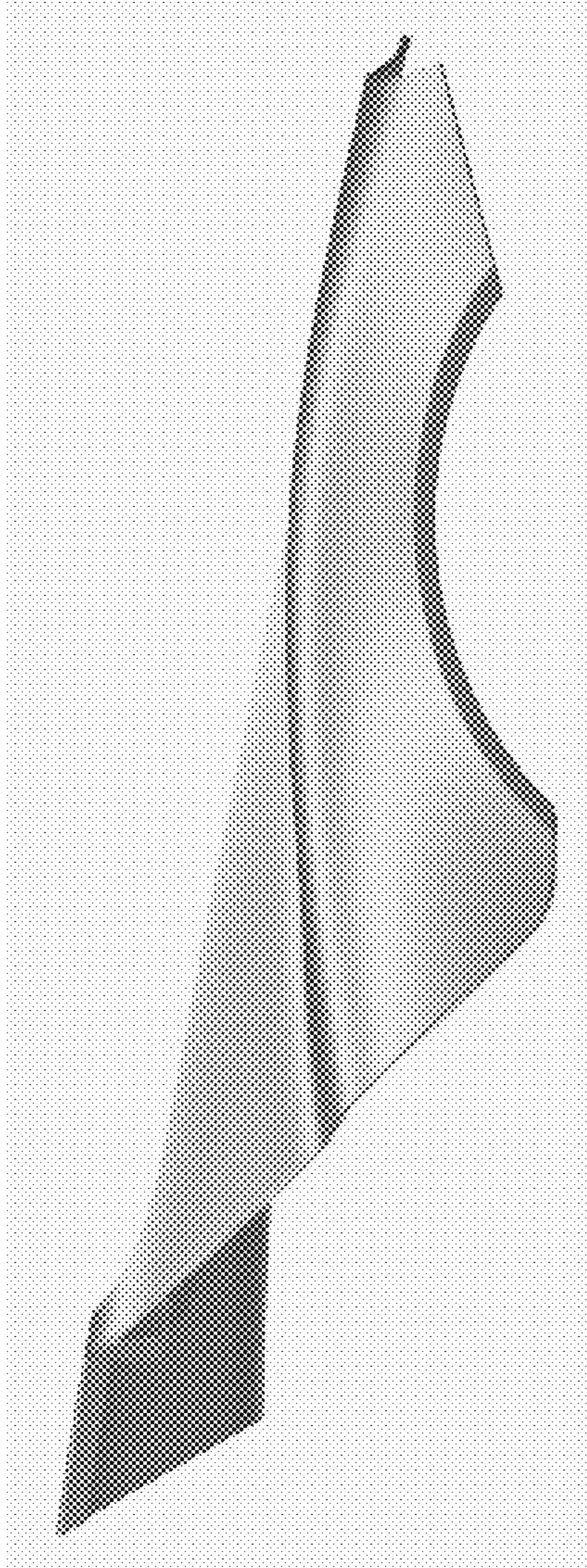


Figure 4

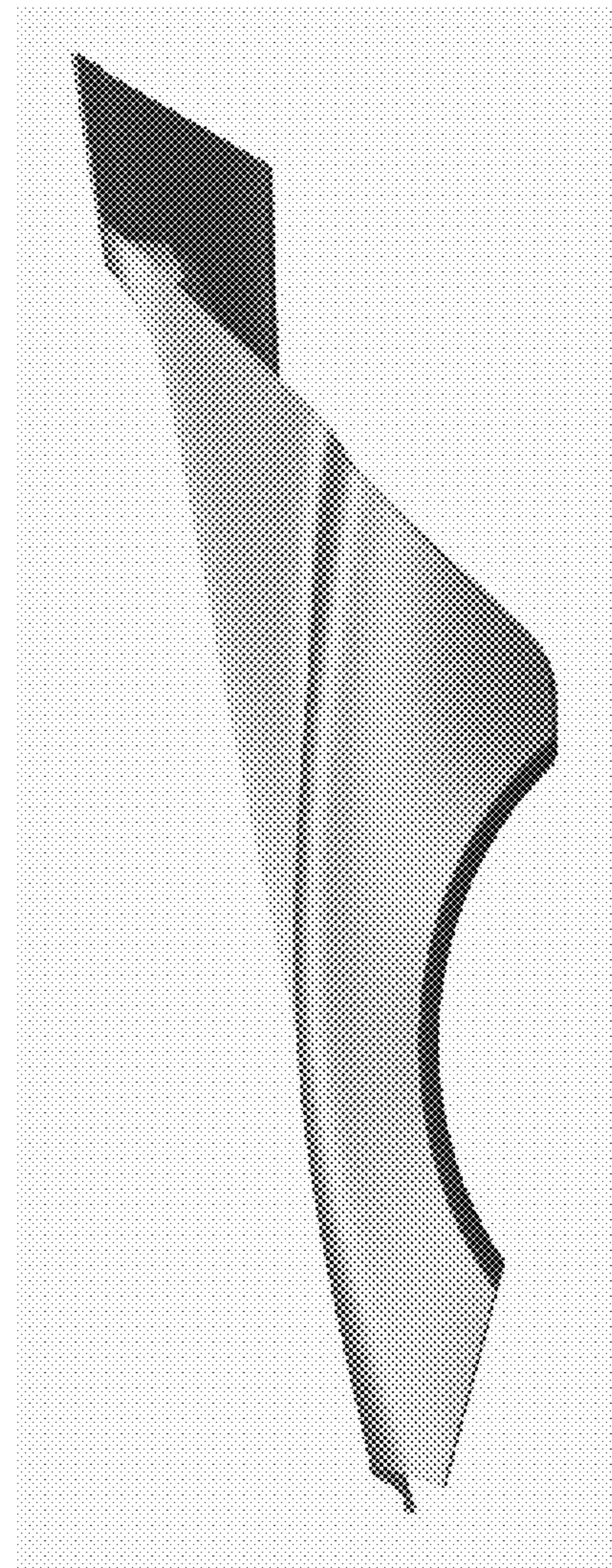


Figure 5



Figure 6



Figure 7