



US00D701149S

(12) **United States Design Patent**  
**Tada et al.**

(10) **Patent No.:** **US D701,149 S**  
(45) **Date of Patent:** **\*\* Mar. 18, 2014**

(54) **REAR PORTION OF AN AUTOMOBILE**

(75) Inventors: **Hiroyuki Tada**, Nagoya (JP); **Syouta Asano**, Toyota (JP)

(73) Assignee: **Toyota Jidosha Kabushiki Kaisha**,  
Toyota-shi, Aichi-ken (JP)

(\*\*) Term: **14 Years**

(21) Appl. No.: **29/424,029**

(22) Filed: **Jun. 7, 2012**

(30) **Foreign Application Priority Data**

Mar. 9, 2012 (JP) ..... 2012-005394  
Mar. 9, 2012 (JP) ..... 2012-005414

(51) **LOC (10) Cl.** ..... **12-08**

(52) **U.S. Cl.**  
USPC ..... **D12/164; D12/196**

(58) **Field of Classification Search**  
USPC ..... D12/164, 196, 90, 91, 92, 86; D21/424,  
D21/433, 434; 296/181.1, 181.5  
See application file for complete search history.

(56) **References Cited**

**U.S. PATENT DOCUMENTS**

D477,249 S \* 7/2003 Ikuma ..... D12/90  
D497,841 S \* 11/2004 Shimoguchi et al. .... D12/91  
D504,087 S \* 4/2005 Hakamata et al. .... D12/91  
D504,639 S \* 5/2005 Oishi et al. .... D12/91  
D507,515 S \* 7/2005 Hakamata et al. .... D12/196  
D532,337 S \* 11/2006 Hakamata et al. .... D12/91  
D539,190 S \* 3/2007 Brown et al. .... D12/91  
D550,123 S \* 9/2007 Sasaki ..... D12/91  
D551,119 S \* 9/2007 Okamoto ..... D12/91  
D567,713 S \* 4/2008 Ohishi et al. .... D12/91  
D568,791 S \* 5/2008 Suzuki et al. .... D12/91  
D590,299 S \* 4/2009 Bischoff et al. .... D12/91  
D603,306 S \* 11/2009 Jung et al. .... D12/164  
D605,557 S \* 12/2009 Murakami ..... D12/91

D605,558 S \* 12/2009 Koman et al. .... D12/91  
D618,138 S \* 6/2010 Yamaguchi et al. .... D12/91  
D630,971 S \* 1/2011 Jung et al. .... D12/91  
D642,494 S \* 8/2011 Loeb ..... D12/91  
D646,606 S \* 10/2011 Kato et al. .... D12/91  
D647,429 S \* 10/2011 Yamaji et al. .... D12/91  
D648,247 S \* 11/2011 Nemoto ..... D12/91  
D670,621 S \* 11/2012 Frenzel et al. .... D12/164  
D671,035 S \* 11/2012 Bischoff et al. .... D12/91  
D671,045 S \* 11/2012 Fetherston et al. .... D12/164  
D676,364 S \* 2/2013 Yamada et al. .... D12/164

**OTHER PUBLICATIONS**

AutoCone.com; FunCargo; Mfg.: Toyota; <http://autoc-onejp/toyota/funcargo/photo/2/> (2004).

(Continued)

*Primary Examiner* — Phillip S Hyder

(74) *Attorney, Agent, or Firm* — Finnegan, Henderson, Farabow, Garrett & Dunner, LLP


(57) **CLAIM**

The ornamental design for the rear portion of an automobile, as shown and described.

**DESCRIPTION**

FIG. 1 is a front left perspective view of a rear portion of an automobile showing our new design;  
FIG. 2 is a rear left perspective view thereof;  
FIG. 3 is a front right perspective view thereof;  
FIG. 4 is a rear right perspective view thereof;  
FIG. 5 is a front view thereof;  
FIG. 6 is a rear view thereof;  
FIG. 7 is a left side elevation view thereof;  
FIG. 8 is a right side elevation view thereof; and,  
FIG. 9 is a top plan view thereof.  
The bottom view forms no part of the claimed design. The portion of the automobile in light contrast is environment and forms no part of the claimed design.

**1 Claim, 8 Drawing Sheets**



(56)


**References Cited**

Catalogue of Toyota dB; dB; Mfg.: Toyota; Publisher: Toyota Jidosha Kabushiki Kaisha (2010).

OTHER PUBLICATIONS

Catalogue of Toyota Voxy; Voxy; Mfg.: Toyota; Publisher: Toyota Jidosha Kabushiki Kaisha (2001).


\* cited by examiner



**FIG. 1**




**FIG. 2**



**FIG. 3**




**FIG. 4**



**FIG. 5**




**FIG. 6**



**FIG. 7**





**FIG. 8**



**FIG. 9**