



US00D701146S

(12) **United States Design Patent**  
**Varga**

(10) **Patent No.:** **US D701,146 S**  
(45) **Date of Patent:** **\*\* Mar. 18, 2014**

(54) **MOTOR VEHICLE, TOY AND/OR REPLICA**

(75) Inventor: **Peter Varga**, Pforzheim (DE)

(73) Assignee: **Dr. Ing. h.c. F. Porsche**  
**Aktiengesellschaft**, Stuttgart (DE)

(\*\*) Term: **14 Years**

(21) Appl. No.: **29/400,082**

(22) Filed: **Aug. 23, 2011**

(30) **Foreign Application Priority Data**

Feb. 24, 2011 (DE) ..... 402011000599

(51) **LOC (10) Cl.** ..... **12-08**

(52) **U.S. Cl.**  
USPC ..... **D12/92**

(58) **Field of Classification Search**  
USPC ..... D12/86, 90-92; D21/424, 433, 434;  
296/181.1, 181.5

See application file for complete search history.

(56) **References Cited**

**U.S. PATENT DOCUMENTS**

D320,368 S	10/1991	Dimson
D327,039 S	6/1992	Dimson
D338,638 S	8/1993	Lagaay
D356,757 S	3/1995	Lagaay
D411,139 S	6/1999	Lai
D417,414 S	12/1999	Mobius
D431,796 S	10/2000	Lagaay
D436,061 S	1/2001	Mobius
D438,145 S	2/2001	Hatter
D468,237 S	1/2003	Murkett
D468,238 S	1/2003	Bhambra
D497,327 S	10/2004	Lai
D507,207 S	7/2005	Larson
D507,510 S	7/2005	Larson
D512,341 S	12/2005	Larson
D515,461 S	2/2006	Lai

D526,600 S	8/2006	Lai
D526,945 S	8/2006	Lai
D528,056 S	9/2006	Lai
D547,240 S	7/2007	Kulla
D547,698 S	7/2007	Kulla
D549,614 S	8/2007	Kulla
D560,557 S	1/2008	Kulla
D589,403 S	3/2009	Saracoglu
D590,300 S	4/2009	Saracoglu
D590,301 S	4/2009	Saracoglu
D592,553 S	5/2009	Larson
D593,906 S	6/2009	Borkert
D605,560 S	12/2009	Kulla
D606,456 S	12/2009	Saracoglu
D606,902 S	12/2009	Saracoglu
D606,903 S	12/2009	Saracoglu

(Continued)

*Primary Examiner* — Melody Brown

(74) *Attorney, Agent, or Firm* — RatnerPrestia


(57) **CLAIM**

The ornamental design for a motor vehicle, toy and/or replica, as shown and described.

**DESCRIPTION**

FIG. 1 is a front perspective view of a motor vehicle, toy and/or replica;  
 FIG. 2 is a rear perspective view of the motor vehicle, toy and/or replica;  
 FIG. 3 is a front elevation view of the motor vehicle, toy and/or replica;  
 FIG. 4 is a rear elevation view of the motor vehicle, toy and/or replica;  
 FIG. 5 is an elevation view from the left side of the motor vehicle, toy and/or replica, the right side being substantially a mirror image thereof; and,  
 FIG. 6 is a top plan view of the motor vehicle.  
 The broken lines are for illustration purposes only and form no part of the claimed design.

**1 Claim, 6 Drawing Sheets**



(56)

**References Cited**

U.S. PATENT DOCUMENTS

D607,779 S 1/2010 Kulla  
D607,780 S 1/2010 Larson  
D610,041 S 2/2010 Larson  
D610,488 S 2/2010 Kulla  
D622,184 S 8/2010 Borkert  
D622,632 S 8/2010 Borkert

D623,557 S 9/2010 Kulla  
D641,665 S 7/2011 Larson  
D651,134 S \* 12/2011 Kulla et al. .... D12/92  
D651,944 S \* 1/2012 Steinmetz ..... D12/92  
D661,227 S \* 6/2012 Varga ..... D12/92  
D661,228 S \* 6/2012 Armbruster ..... D12/92  
D663,239 S \* 7/2012 Saracoglu ..... D12/92  
D663,240 S \* 7/2012 Scheinhutte ..... D12/92  
D669,001 S \* 10/2012 Varga ..... D12/92

\* cited by examiner

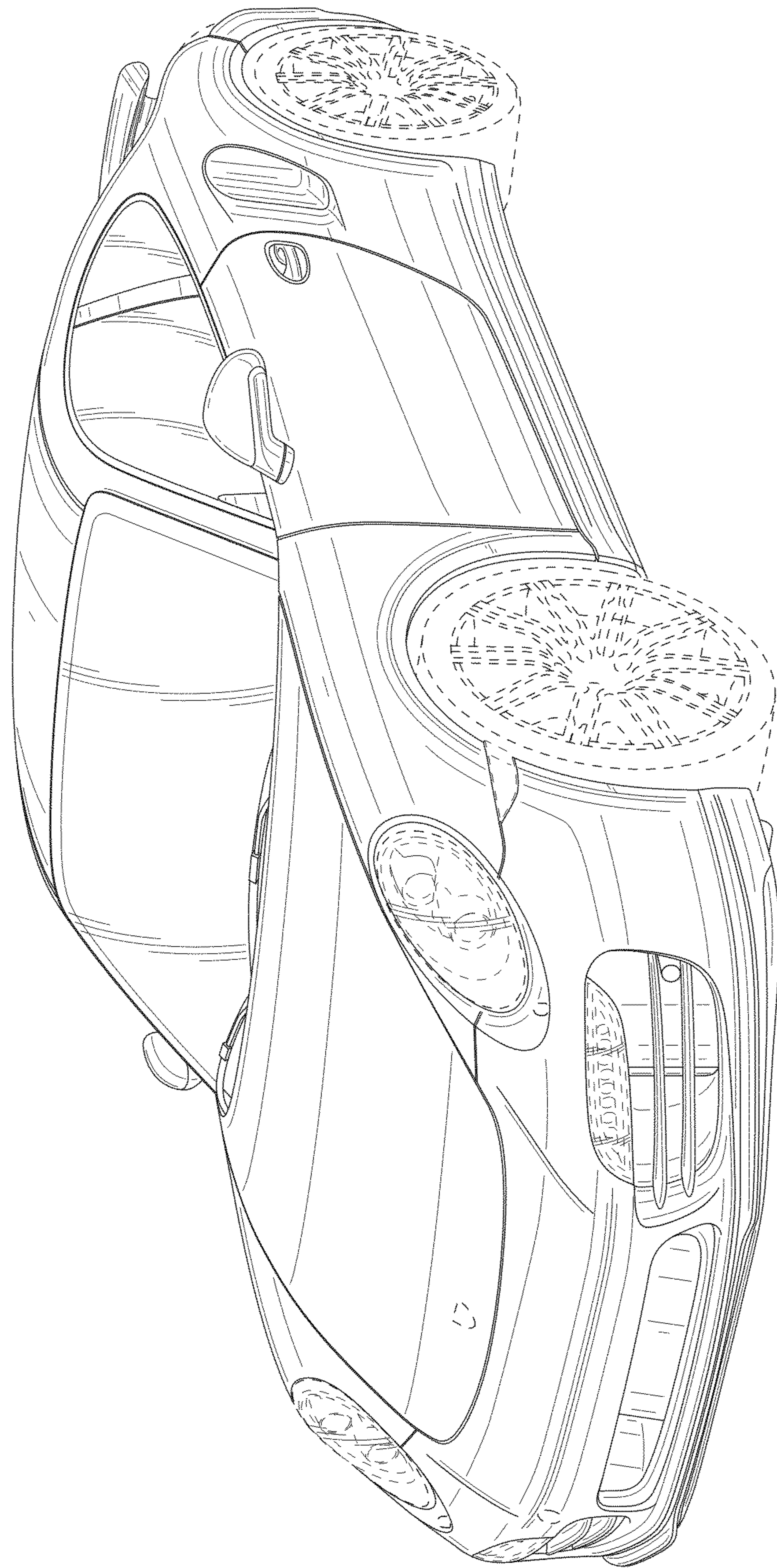


FIG. 1

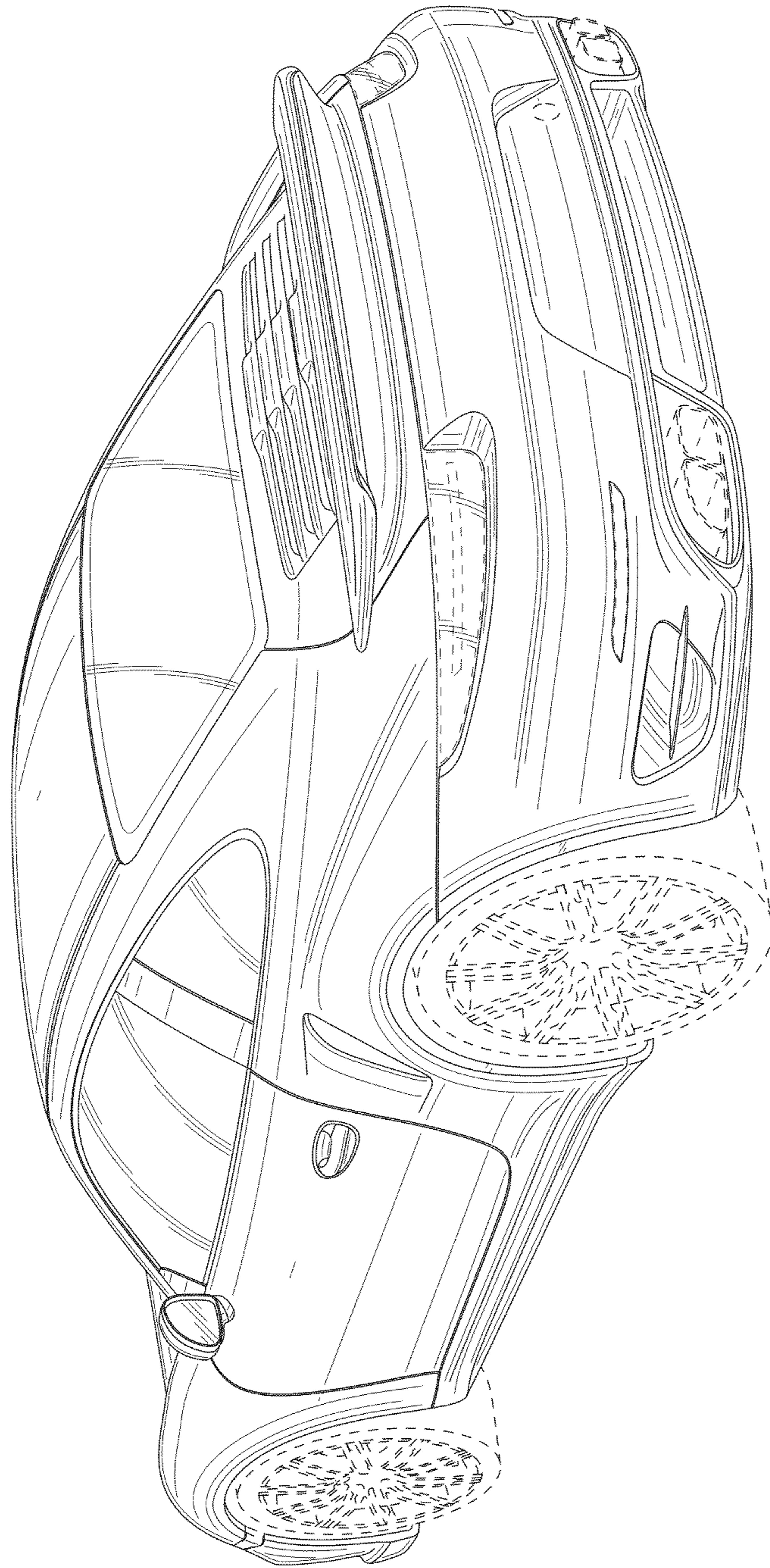


FIG. 2




FIG. 3




FIG. 4

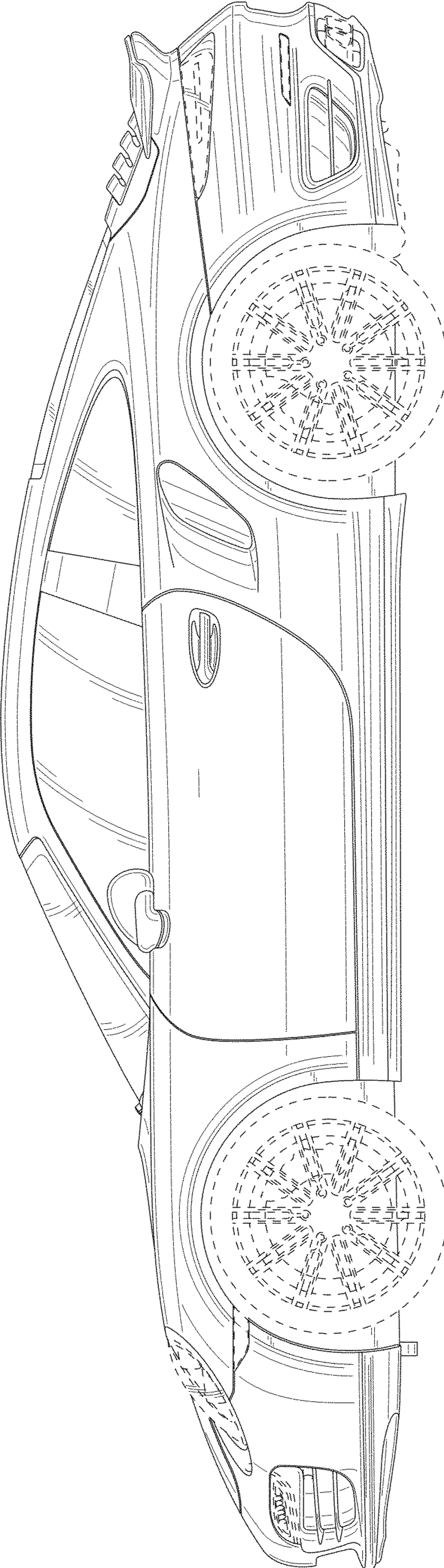


FIG. 5

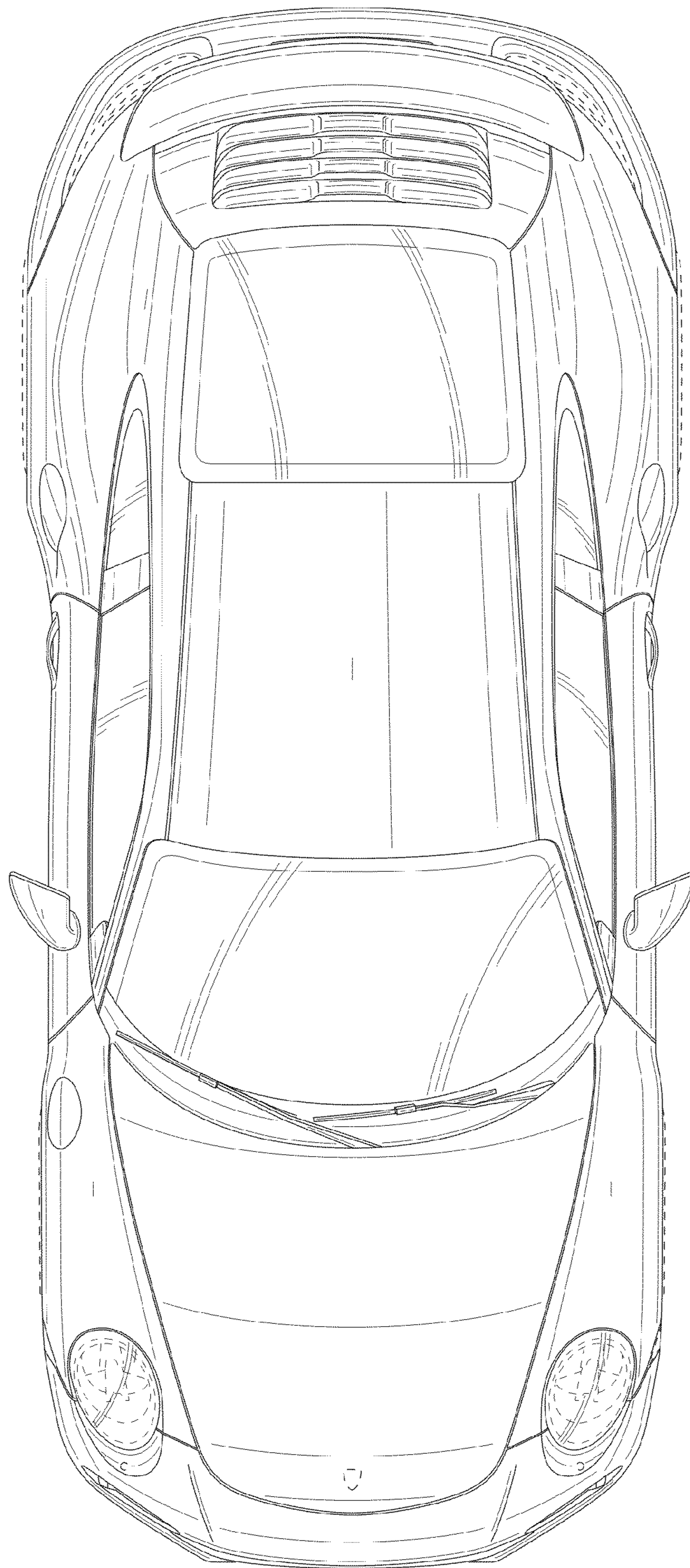


FIG. 6