

US00D701140S

(12) **United States Design Patent**  
**Pernu et al.**

(10) **Patent No.:** **US D701,140 S**  
(45) **Date of Patent:** **\*\* Mar. 18, 2014**

(54) **MODULE**

(71) Applicants: **Kimmo Pernu**, Vantaa (FI); **Tapio Selby**, Vantaa (FI); **Timo Yliluoma**, Vantaa (FI)

(72) Inventors: **Kimmo Pernu**, Vantaa (FI); **Tapio Selby**, Vantaa (FI); **Timo Yliluoma**, Vantaa (FI)

(73) Assignee: **Suunto Oy**, Vantaa (FI)

(\*\*) Term: **14 Years**

(21) Appl. No.: **29/434,372**

(22) Filed: **Oct. 12, 2012**

(51) **LOC (10) Cl.** ..... **02-07**

(52) **U.S. Cl.**  
USPC ..... **D11/220**

(58) **Field of Classification Search**  
USPC ..... D11/220, 222, 226, 218; 24/1, 681, 24/689-691, 18, 683, 108, 674, 692, 24/621-623, 671, 662, 618; 292/319; D8/382  
See application file for complete search history.

(56) **References Cited**

**U.S. PATENT DOCUMENTS**

3,551,963 A \* 1/1971 Mosher ..... 24/618  
D301,566 S \* 6/1989 Heiberger ..... D11/218  
D301,567 S \* 6/1989 Burke ..... D11/220

5,933,929 A \* 8/1999 Kawakami et al. .... 24/681  
D492,619 S \* 7/2004 Udolph et al. .... D11/200  
D493,388 S \* 7/2004 Candotti ..... D11/226  
D626,451 S \* 11/2010 Helwig et al. .... D11/220  
D626,452 S \* 11/2010 Helwig et al. .... D11/220  
D636,292 S \* 4/2011 Brown ..... D11/220  
D642,089 S \* 7/2011 Chan ..... D11/220  
D664,891 S \* 8/2012 Takeda ..... D11/220  
D665,304 S \* 8/2012 Takeda ..... D11/220  
D678,816 S \* 3/2013 Chan ..... D11/220

\* cited by examiner

*Primary Examiner* — T. Chase Nelson

*Assistant Examiner* — Mark Cavanna

(74) *Attorney, Agent, or Firm* — Terence P. O'Brien

(57) **CLAIM**

We claim the ornamental design for a module, as shown and described.

**DESCRIPTION**

FIG. 1 is top, side perspective view of a module;  
FIG. 2 is a bottom, side perspective view of the module of FIG. 1;  
FIG. 3 is a top view of the module of FIG. 1;  
FIG. 4 is a bottom view of the module of FIG. 1;  
FIG. 5 is a first end view of the module of FIG. 1  
FIG. 6 is a second end view of the module of FIG. 1; and,  
FIG. 7 is a side view of the module of FIG. 1.

The ornamental design that is claimed is shown in solid lines in the drawings. The broken (dashed) lines shown in FIGS. 1 through 7 are included for the purpose of illustrating environmental elements only and form no part of the claimed design.

**1 Claim, 6 Drawing Sheets**

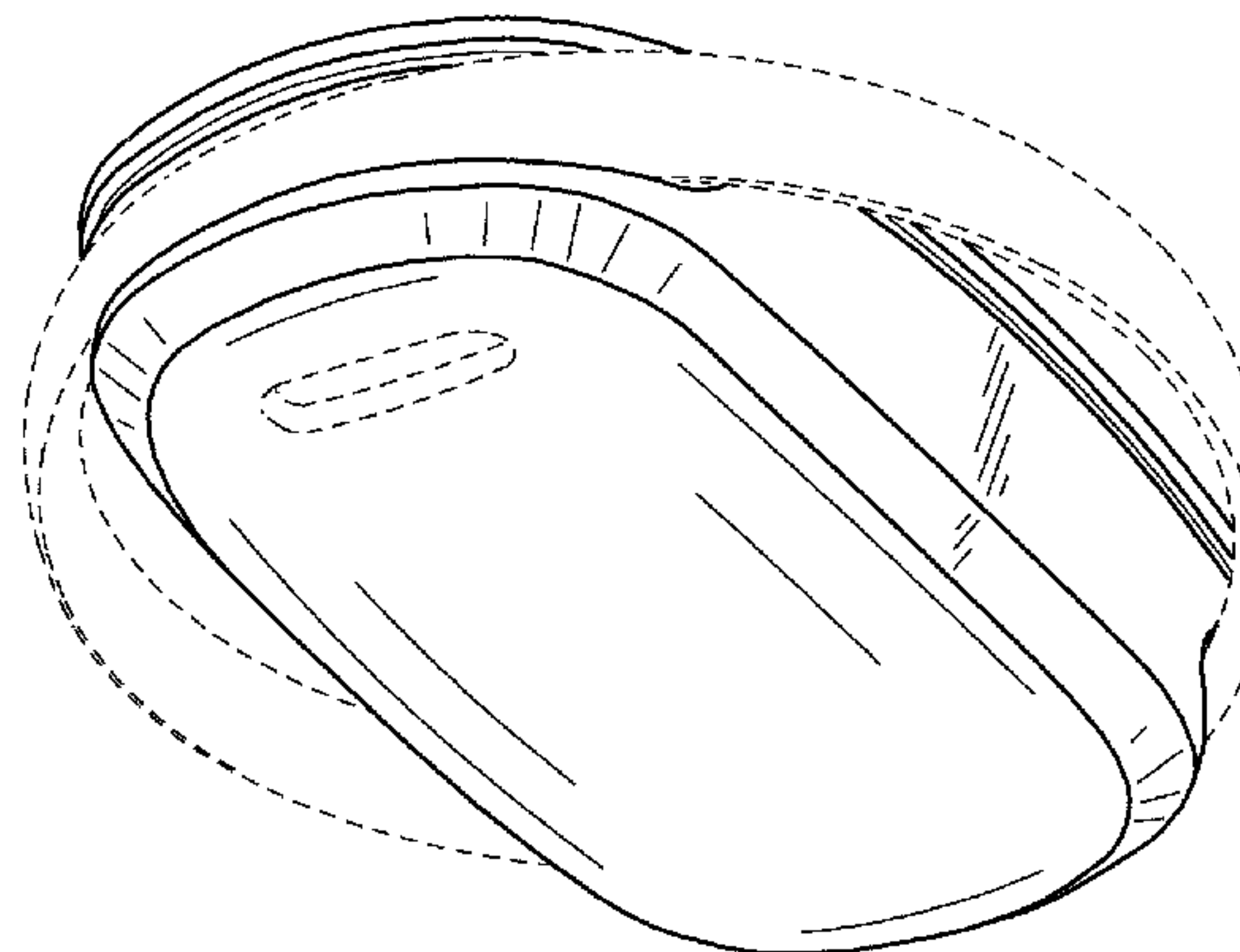
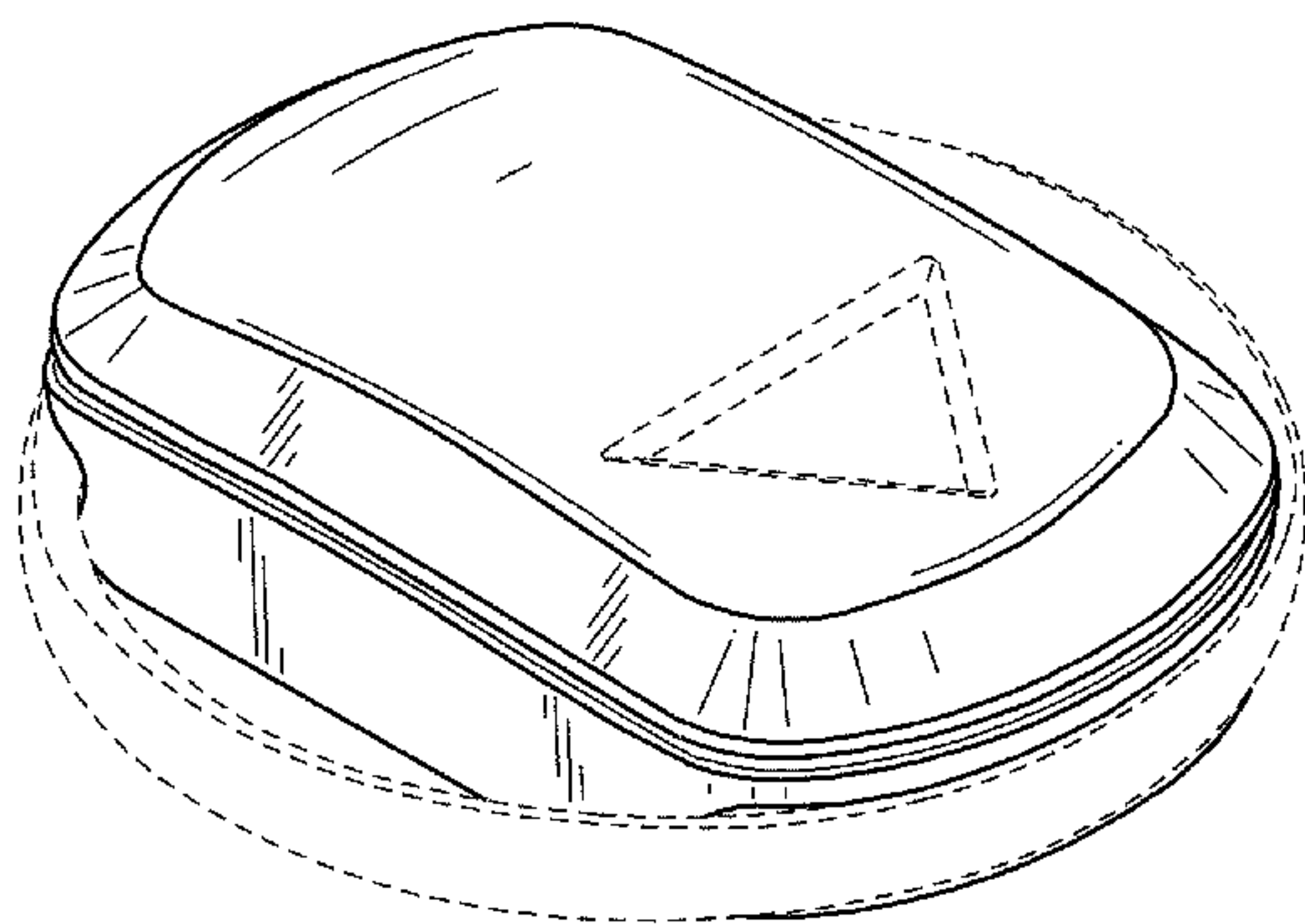


FIG. 1

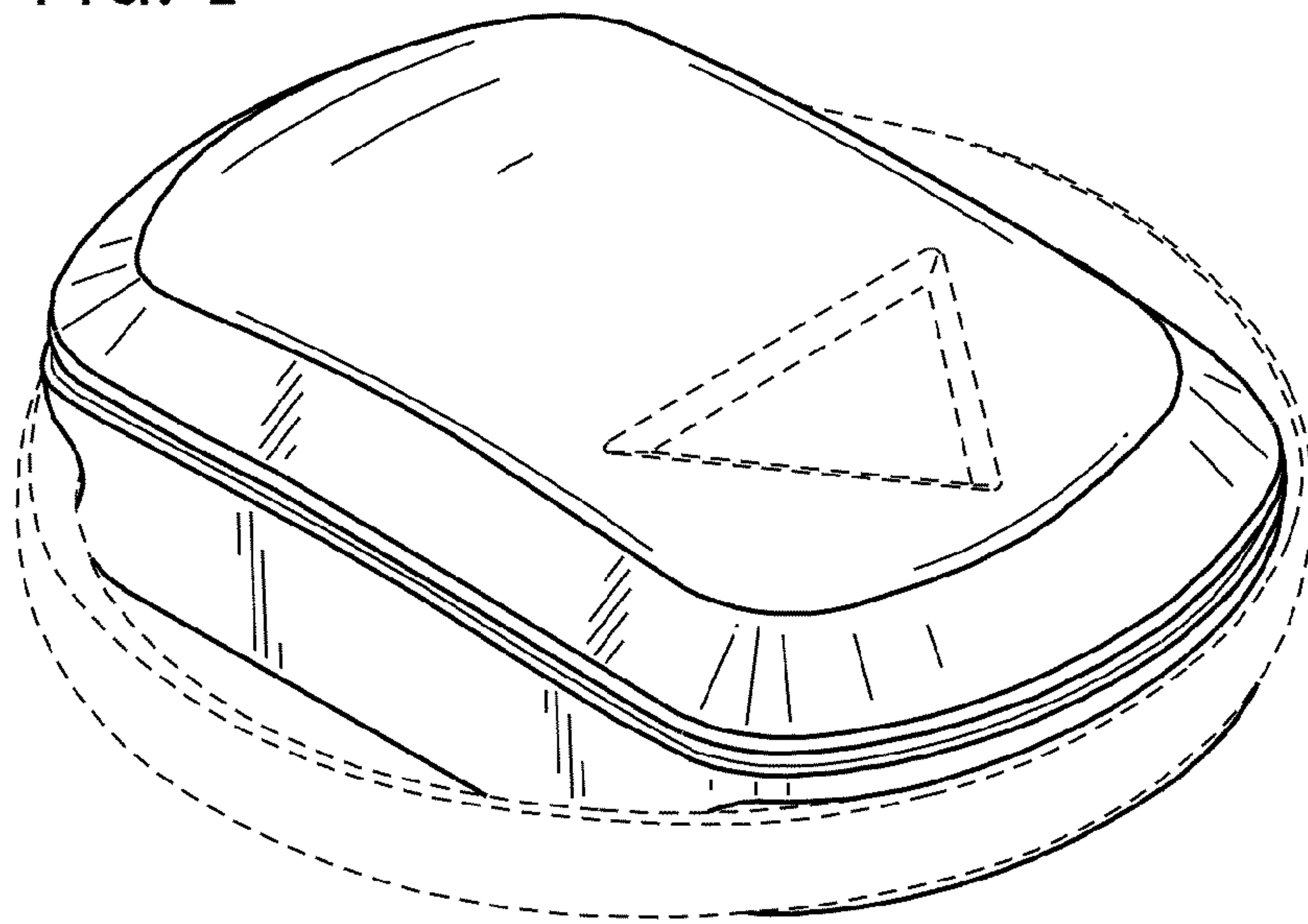


FIG. 2

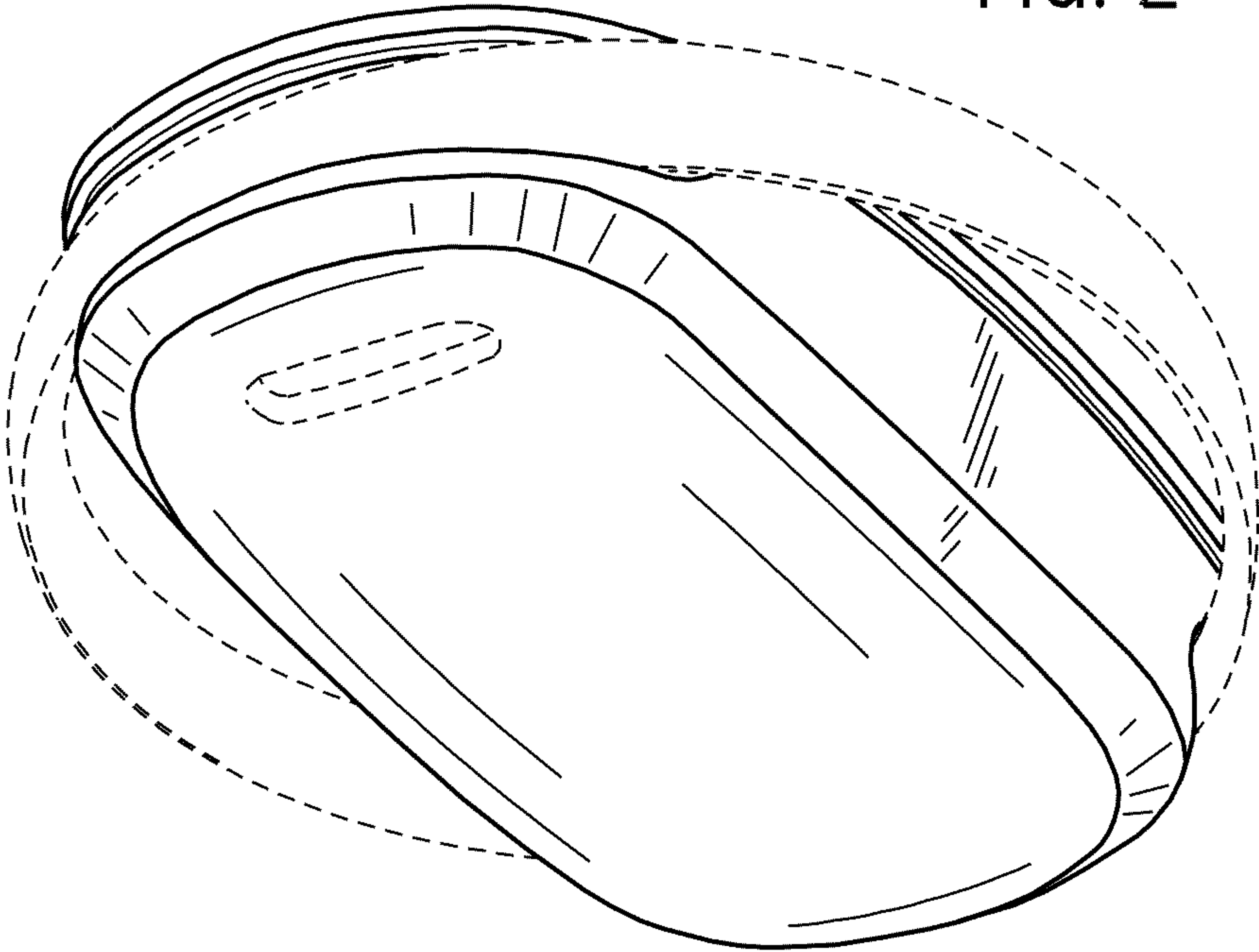


FIG. 3

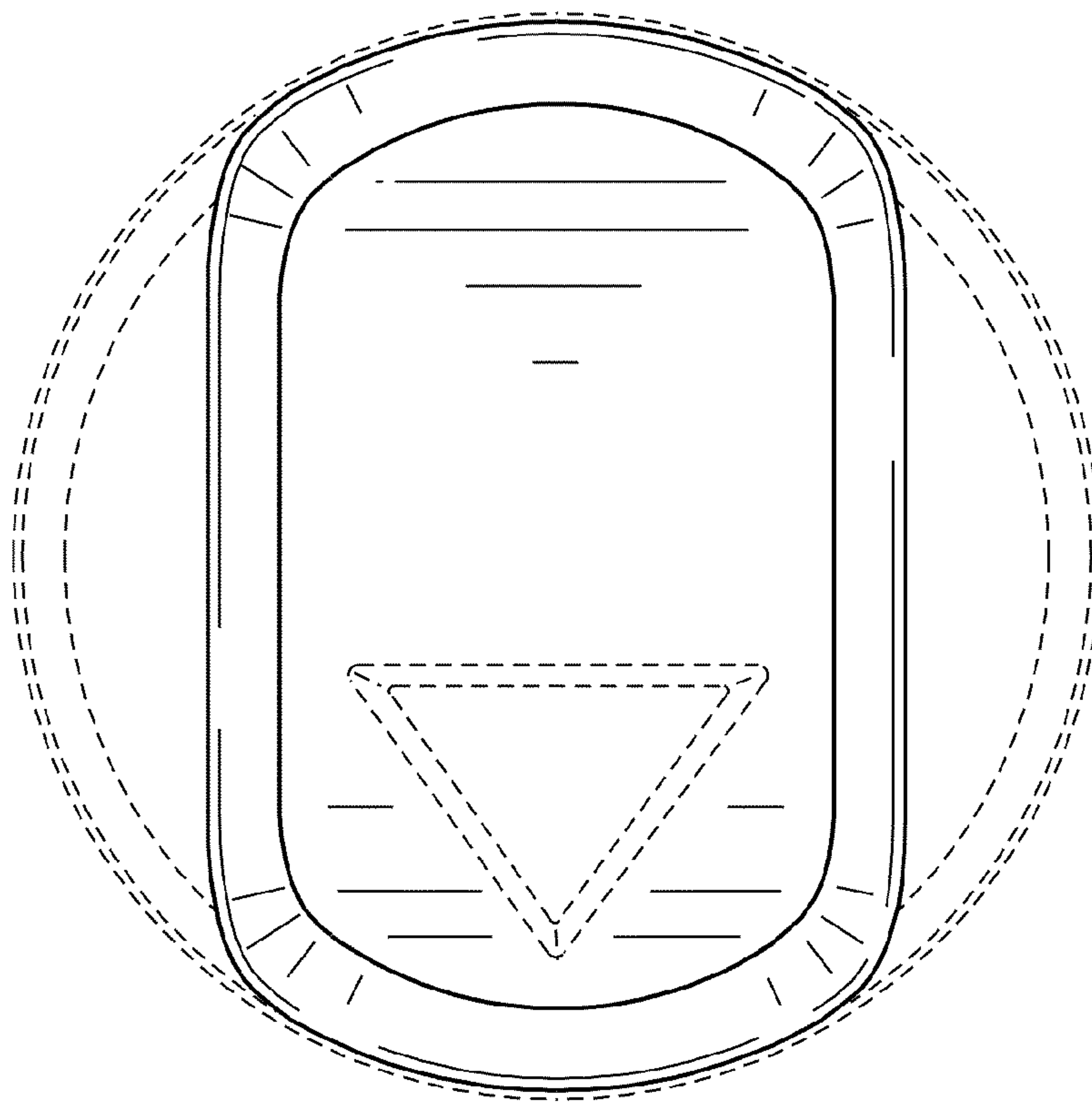


FIG. 4

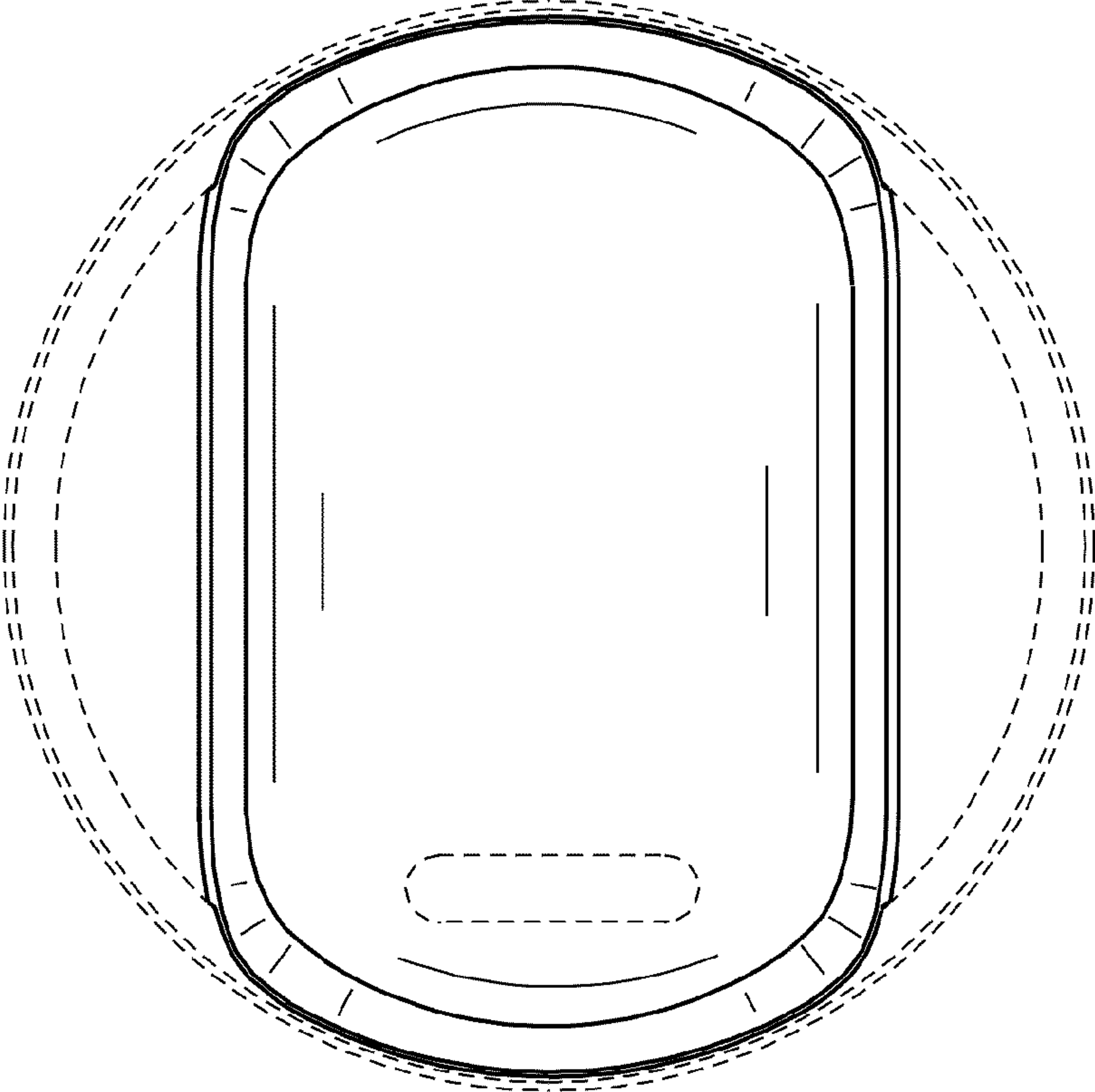


FIG. 5



FIG. 6






FIG. 7

