



US00D701134S

(12) **United States Design Patent**
Cerrato

(10) **Patent No.:** **US D701,134 S**
(45) **Date of Patent:** **** Mar. 18, 2014**

(54) **WATCH DIAL**

(75) **Inventor:** **Davide Cerrato**, Geneva (CH)

(73) **Assignee:** **Tudor Watch U.S.A. LLC.**, New York, NY (US)

(**) **Term:** **14 Years**

(21) **Appl. No.:** **29/401,898**

(22) **Filed:** **Sep. 16, 2011**

(30) **Foreign Application Priority Data**

Mar. 16, 2011 (CH) 137820

(51) **LOC (10) Cl.** **10-07**

(52) **U.S. Cl.**
USPC **D10/126**

(58) **Field of Classification Search**
USPC D10/30-39, 122-126; 368/276, 281,
368/282, 223, 228, 232, 80, 28
See application file for complete search history.

(56) **References Cited**

U.S. PATENT DOCUMENTS

D53,110 S *	3/1919	Bliss	D10/126
D55,520 S *	6/1920	Marsh	D10/126
D55,521 S *	6/1920	Marsh	D10/126
D56,426 S *	10/1920	Goodrow	D10/126
D131,628 S *	3/1942	Heinmuller	D10/124
D186,180 S *	9/1959	Diamond	D10/39
D195,421 S *	6/1963	Huguenin	D10/39
3,475,902 A *	11/1969	Wessel	368/10

D240,026 S *	5/1976	Szalek	D10/126
D297,126 S *	8/1988	Grinberg	D10/39
D371,079 S *	6/1996	Mijatovic	D10/39
D459,241 S *	6/2002	Bodino	D10/32
D460,002 S *	7/2002	Wunderman	D10/32
D473,473 S *	4/2003	Wunderman	D10/32
D517,432 S *	3/2006	Laucella	D10/39
D536,628 S *	2/2007	Roth	D10/38
D538,182 S *	3/2007	Lalo	D10/32
D579,350 S *	10/2008	Calvani	D10/39
D585,309 S *	1/2009	Monachon	D10/39
D634,653 S *	3/2011	Laucella	D10/39
D652,328 S *	1/2012	Laucella et al.	D10/39
D655,630 S *	3/2012	Behling	D10/38
D658,517 S *	5/2012	Behling	D10/39
D664,879 S *	8/2012	Behling	D10/126

* cited by examiner

Primary Examiner — Lucy Lieberman

(74) *Attorney, Agent, or Firm* — Sughrue Mion, PLLC

(57) **CLAIM**

The ornamental design for a watch dial, as shown and described.

DESCRIPTION

FIG. 1 is a top and right side perspective view of a watch dial showing my new design;

FIG. 2 is a top view thereof;

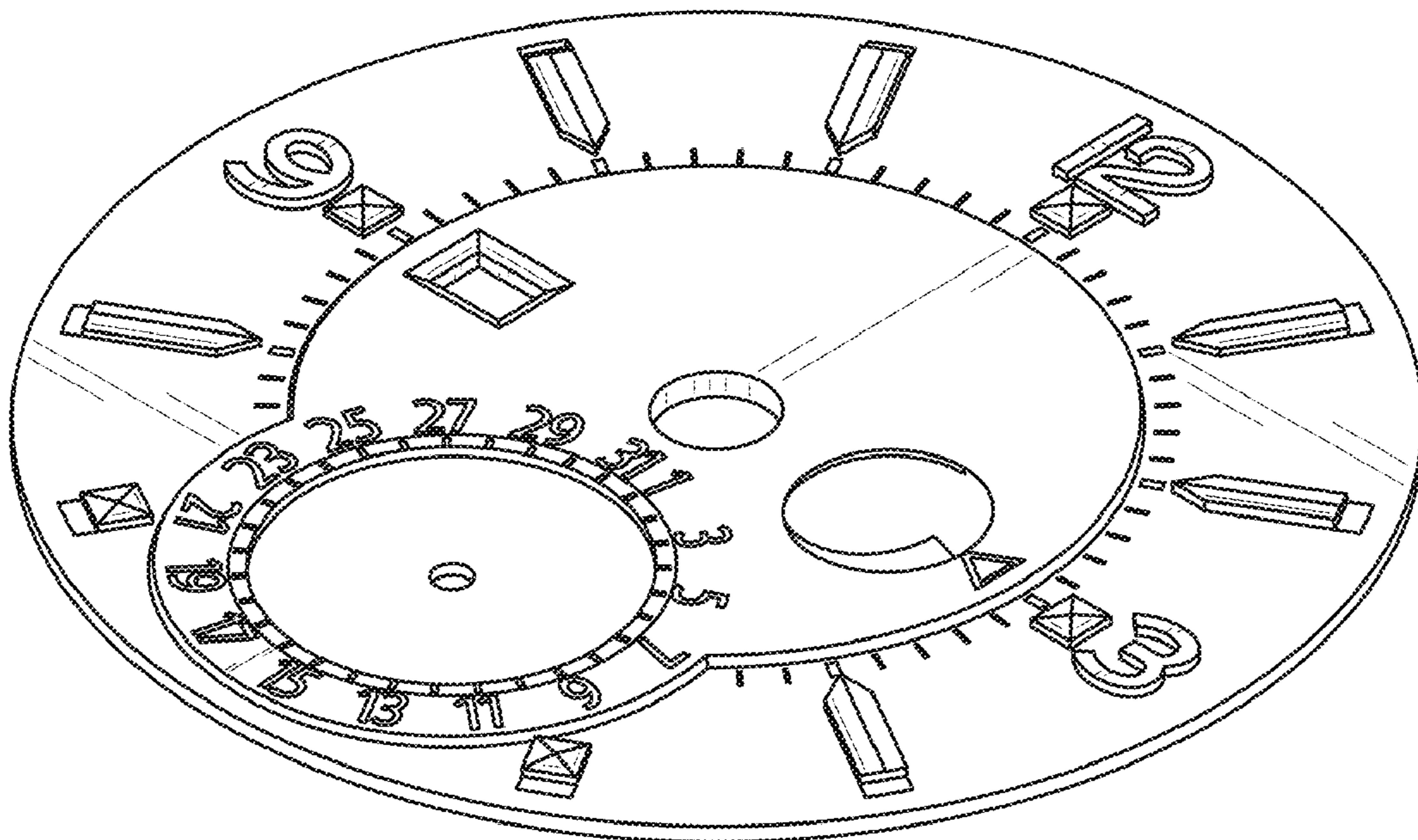
FIG. 3 is a front view thereof;

FIG. 4 is a left side view thereof;

FIG. 5 is a right side view thereof; and,

FIG. 6 is a rear view thereof.

1 Claim, 3 Drawing Sheets



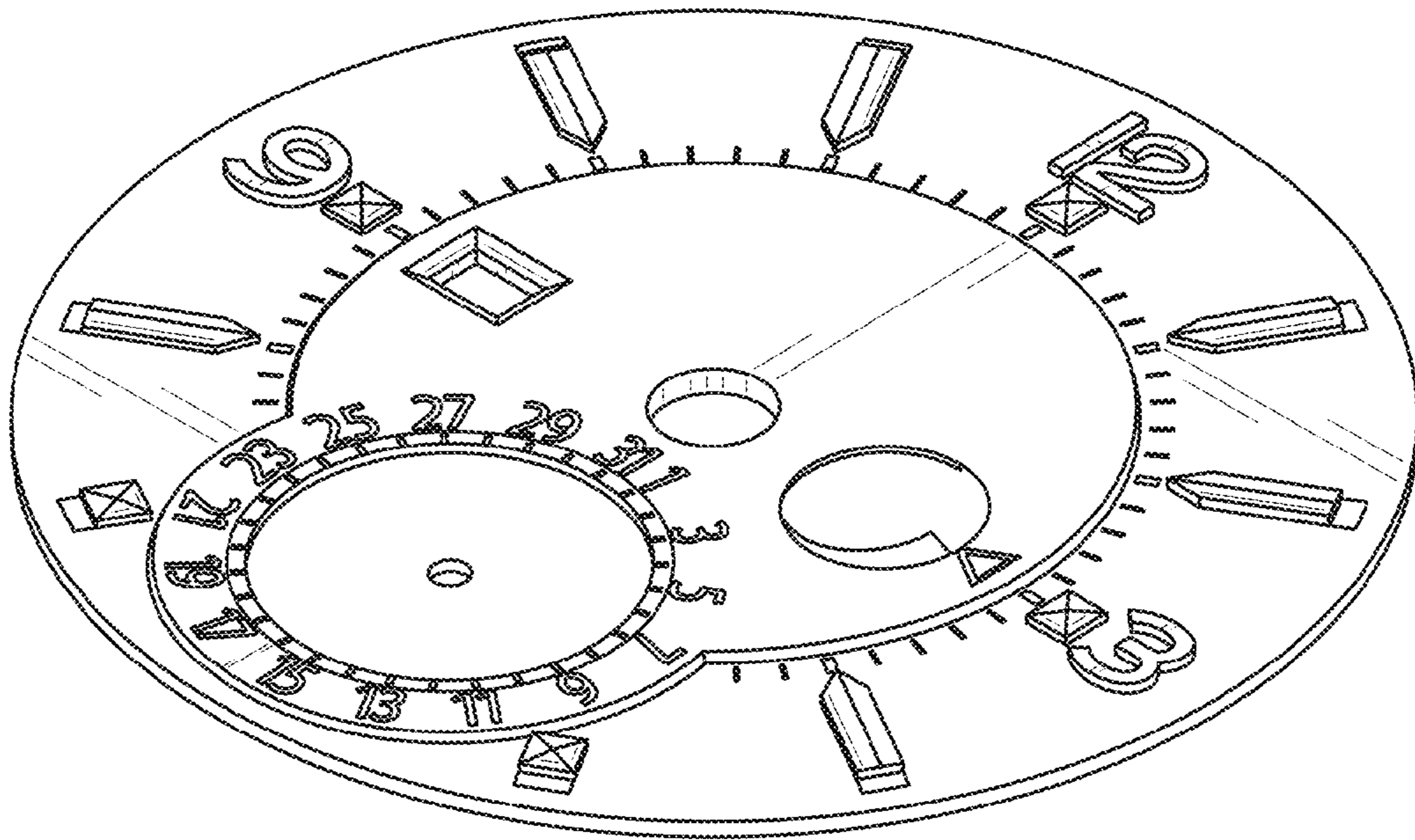


FIG. 1

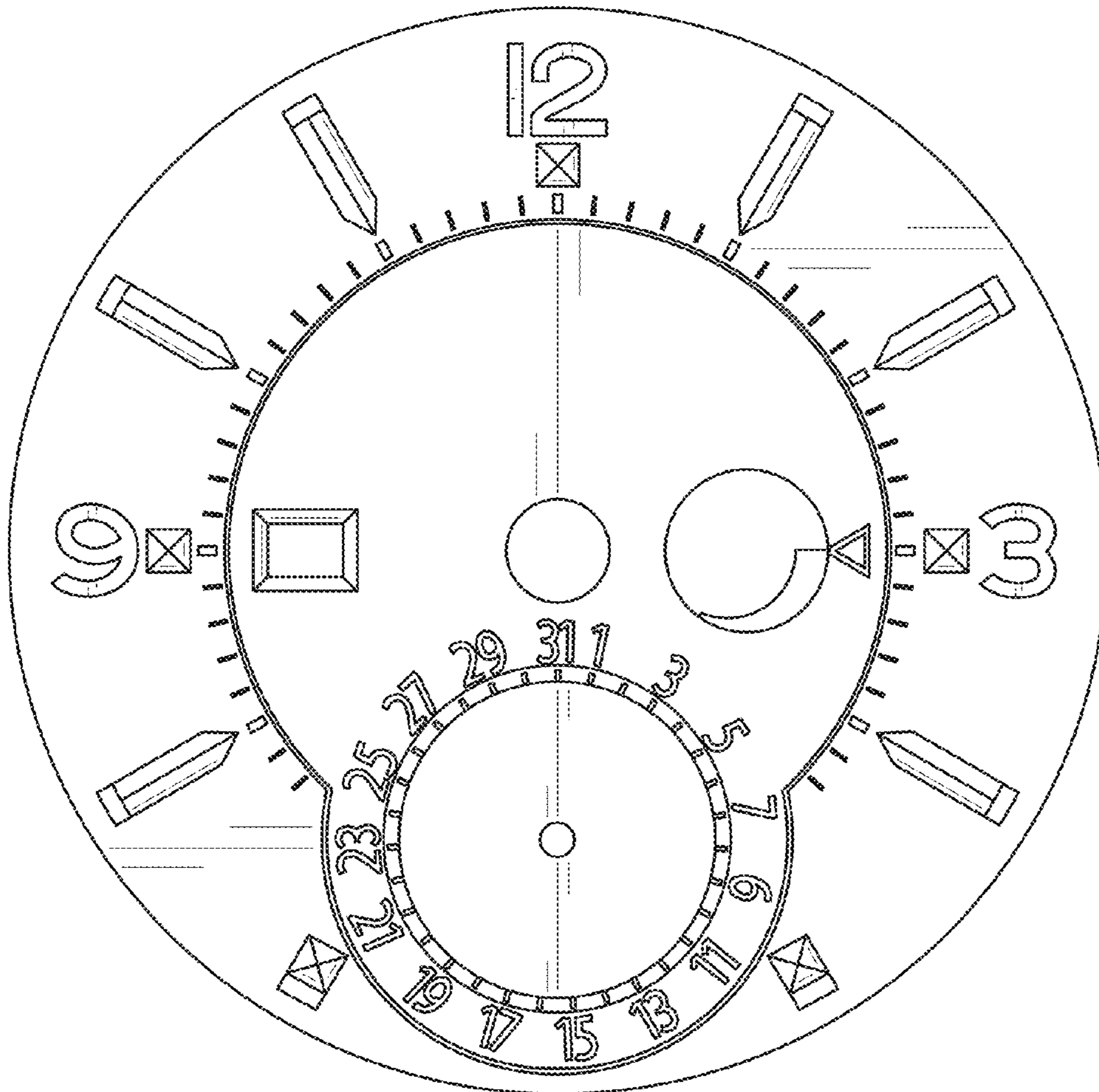


FIG. 2




FIG. 3




FIG. 4




FIG. 5



FIG. 6