



US00D701133S

(12) **United States Design Patent**  
**Schulz**

(10) **Patent No.:** **US D701,133 S**  
(45) **Date of Patent:** **\*\* Mar. 18, 2014**

(54) **NOSEWHISTLE**

(71) Applicant: **Schulz GmbH**, St. Georgen (DE)

(72) Inventor: **Monika Schulz**, St. Georgen (DE)

(73) Assignee: **Schulz GmbH**, St. Georgen (DE)

(\*\*) Term: **14 Years**

(21) Appl. No.: **29/447,040**

(22) Filed: **Feb. 28, 2013**

(30) **Foreign Application Priority Data**

Sep. 4, 2012 (DE) ..... 40 2012 100 692

(51) **LOC (10) Cl.** ..... **10-05**

(52) **U.S. Cl.**  
USPC ..... **D10/119.3**

(58) **Field of Classification Search**  
USPC ..... D10/119.1, 119.3; 446/202-209;  
362/196, 253; 368/14; 116/137 R;  
70/456 R

See application file for complete search history.

(56) **References Cited**

**U.S. PATENT DOCUMENTS**

5,956,985 A \* 9/1999 Chang ..... 70/456 R  
6,582,097 B2 \* 6/2003 Chang ..... 362/253

7,581,509 B2 \* 9/2009 Eventoff ..... 116/137 R  
2005/0237736 A1 \* 10/2005 Wimsatt ..... 362/196  
2010/0080087 A1 \* 4/2010 Shupp ..... 368/14

\* cited by examiner

*Primary Examiner* — George D Kirschbaum

(74) *Attorney, Agent, or Firm* — Maginot, Moore & Beck, LLP

(57) **CLAIM**

The ornamental design for a nosewhistle, as shown and described.

**DESCRIPTION**

FIG. 1 is a top perspective view of a nosewhistle showing my new design;

FIG. 2 is a front perspective view showing the design for the nosewhistle of FIG. 1;

FIG. 3 is another front perspective view showing the design for the nosewhistle of FIG. 1;

FIG. 4 is a left side perspective view showing the design for the nosewhistle of FIG. 1;

FIG. 5 is a right side perspective view showing the design for the nosewhistle of FIG. 1;

FIG. 6 is a top plan view showing the design for the nosewhistle of FIG. 1;

FIG. 7 is a bottom plan view showing the design for the nosewhistle of FIG. 1; and,

FIG. 8 is a bottom perspective view showing the design for the nosewhistle of FIG. 1.

**1 Claim, 8 Drawing Sheets**






FIG. 1




FIG. 2




FIG. 3




FIG. 4




FIG. 5




FIG. 6




FIG. 7






FIG. 8