



US00D701122S

(12) **United States Design Patent**
Brummelhuis et al.

(10) **Patent No.:** **US D701,122 S**
(45) **Date of Patent:** **** Mar. 18, 2014**

(54) **BOTTLE PORTION**

(75) Inventors: **Bas Jeroen ten Brummelhuis**, Shanghai (CN); **Andrew Peter Sharpe**, Wirral (GB)

(73) Assignee: **Conopco Inc.**, Englewood Cliffs, NJ (US)

(**) Term: **14 Years**

(21) Appl. No.: **29/397,532**

(22) Filed: **Jul. 18, 2011**

(30) **Foreign Application Priority Data**

Jan. 28, 2011 (EM) 001812454-0001

(51) **LOC (10) Cl.** **09-01**

(52) **U.S. Cl.**
USPC **D9/516; D9/565**

(58) **Field of Classification Search**
USPC D9/682, 685-687, 693-694, 516, 520, D9/522, 530, 542-543, 552, 565, 571, D9/574-575; 215/382-384; 220/660, 669, 220/675

See application file for complete search history.

(56) **References Cited**

U.S. PATENT DOCUMENTS

- D324,998 S * 3/1992 Klapwald D9/575
- D329,598 S * 9/1992 Altmann et al. D9/516 X
- D341,088 S * 11/1993 Bareiss D9/572
- D345,104 S * 3/1994 Bareiss D9/529
- D411,458 S * 6/1999 de Baschmakoff D9/544
- D445,570 S * 7/2001 Ferragamo D3/318
- D460,697 S * 7/2002 Del Bon D9/565
- D476,900 S * 7/2003 Katz et al. D9/545
- D519,383 S * 4/2006 Stolle D9/565
- D520,374 S * 5/2006 Herrmann et al. D9/565 X
- D531,050 S * 10/2006 Brandt D9/529 X

- D584,638 S * 1/2009 Castelnuovo-Tedesco D9/686
- D606,412 S * 12/2009 Schwartz et al. D9/530
- D615,411 S * 5/2010 Kuzma et al. D9/575 X
- D617,646 S * 6/2010 Kuzma et al. D9/522
- D619,465 S * 7/2010 Synder D9/522
- D619,466 S * 7/2010 Synder D9/575 X
- D646,170 S * 10/2011 Carnduff et al. D9/565 X

(Continued)

FOREIGN PATENT DOCUMENTS

JP D1317643 12/2007

OTHER PUBLICATIONS

Co-pending application for: Applicant: Ten Brummelhuis et al.; U.S. Appl. No. 29/397,534, filed Jul. 18, 2011; entitled Part of Bottle.

(Continued)

Primary Examiner — Carol P Rademaker

(74) *Attorney, Agent, or Firm* — Ronald A. Koatz

(57) **CLAIM**

The ornamental design for a bottle portion, as shown and described.

DESCRIPTION

FIG. 1 is a top, front, right side perspective view of our bottle portion;

FIG. 2 is a front elevational view thereof;

FIG. 3 is a rear elevational view thereof;

FIG. 4 is a left side elevational view thereof;

FIG. 5 is a right side elevational view thereof;



FIG. 6 is a top plan view thereof; and,

FIG. 7 is a bottom plan view thereof.

The dash-dash-dash-dash broken lines shown in the drawings are included for the purpose of illustrating environmental structure and form no part of the claimed design.

The dot-dash-dot-dash broken lines shown in the drawings represent the unclaimed boundaries of the claimed design.

1 Claim, 3 Drawing Sheets



(56)

References Cited

D673,856 S * 1/2013 Snyder D9/522

U.S. PATENT DOCUMENTS

OTHER PUBLICATIONS

D649,462 S * 11/2011 Toh et al. D9/516
D649,463 S * 11/2011 Toh et al. D9/516
D649,474 S * 11/2011 Toh et al. D9/542 X
D661,991 S * 6/2012 Brummelhuis et al. D9/542
D661,992 S * 6/2012 Brummelhuis et al. D9/529
D666,501 S * 9/2012 Brummelhuis et al. D9/694

Co-Pending application for: Applicant: Ten Brummelhuis et al.; U.S.
Appl. No. 29/397,537, filed Jul. 18, 2011; entitled Part of Bottle.

* cited by examiner

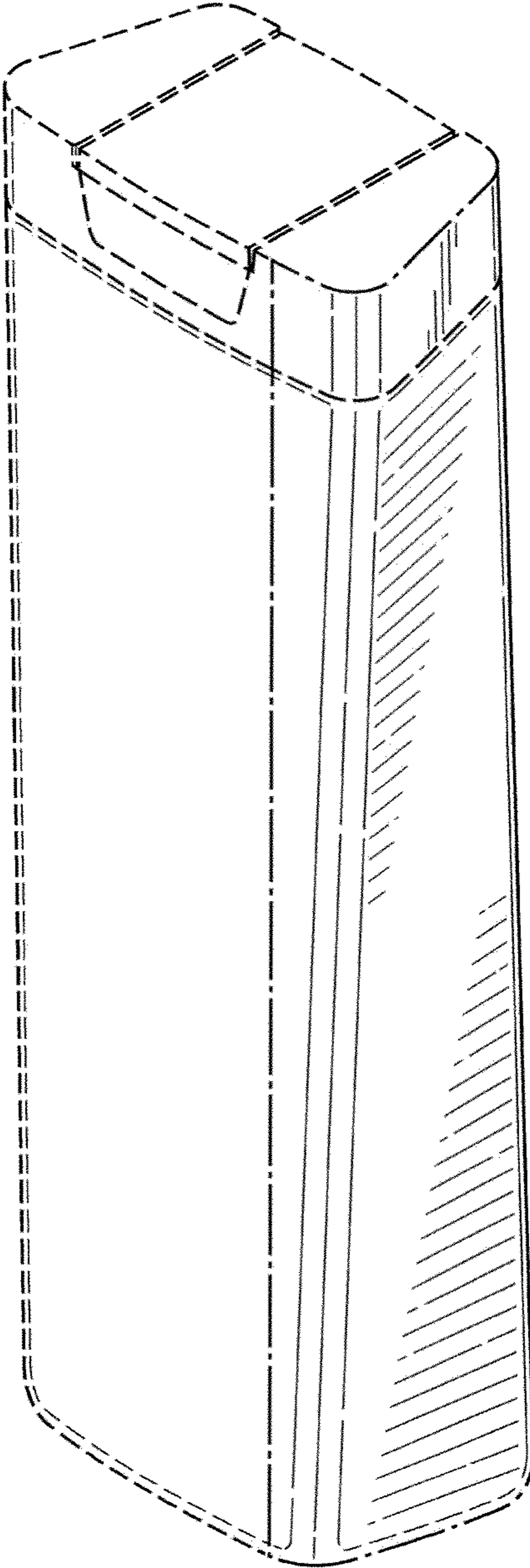


Fig. 1

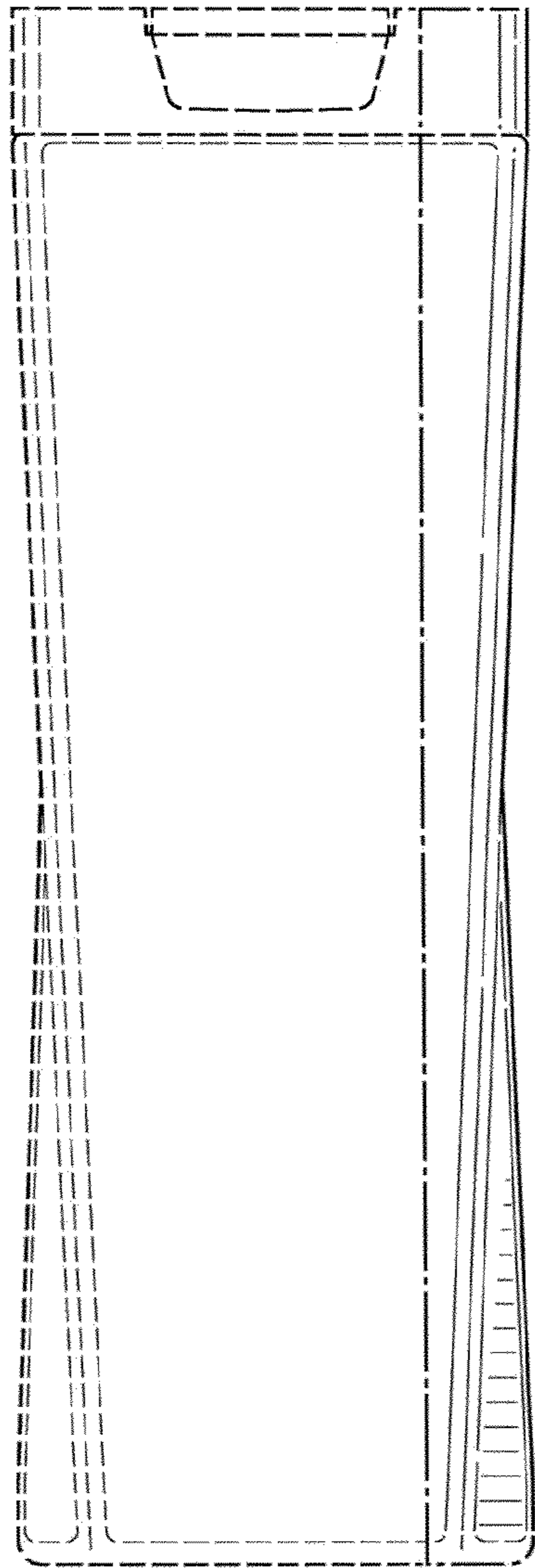


Fig. 2

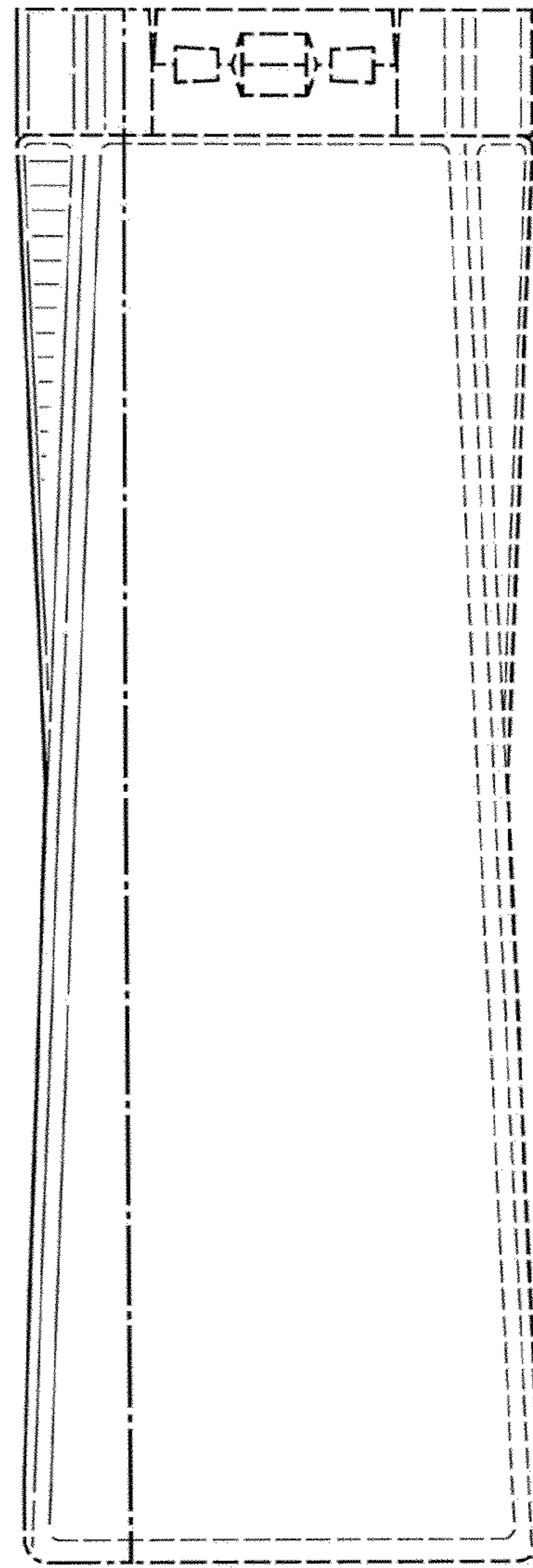


Fig. 3




Fig. 4




Fig. 5

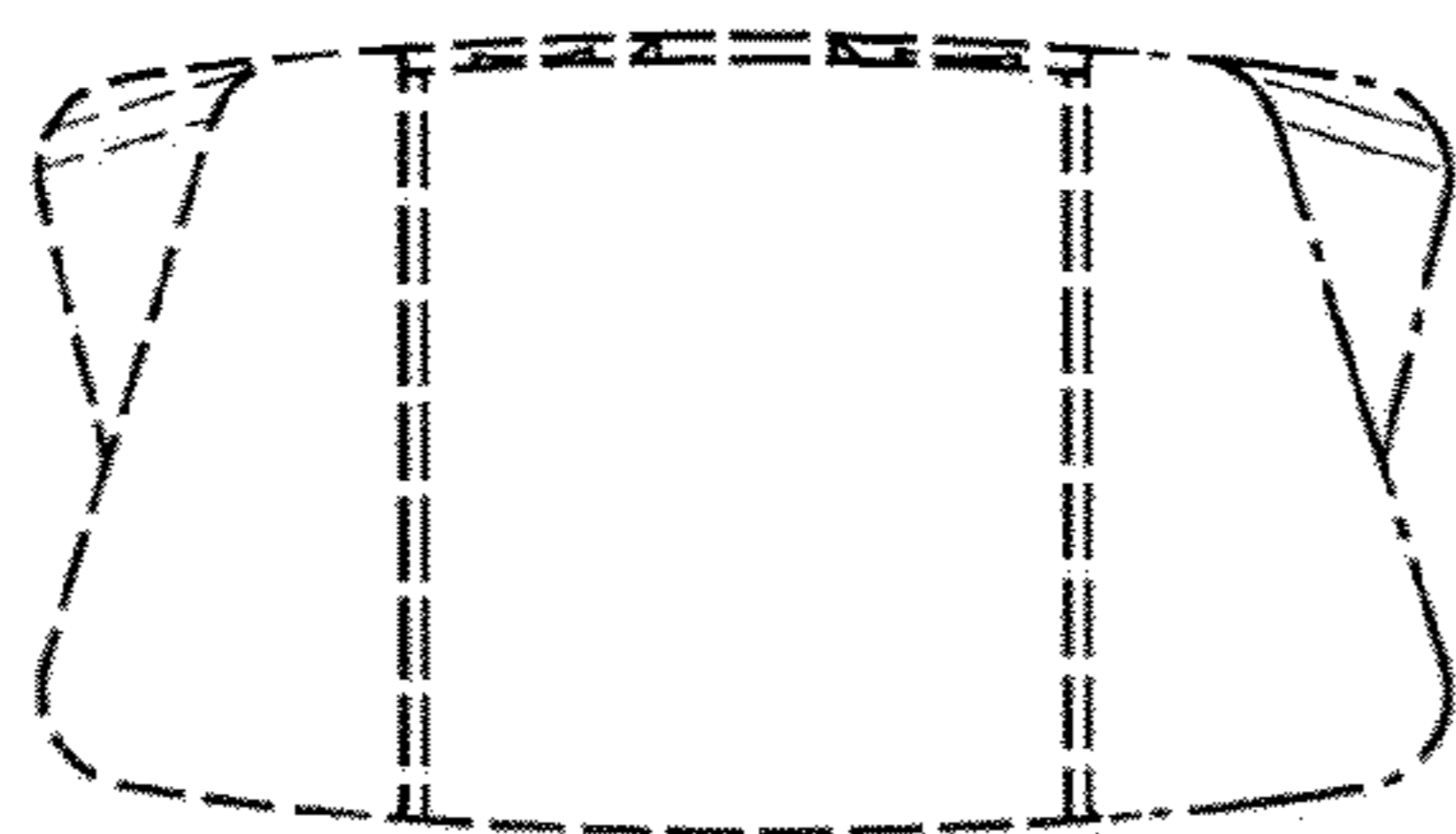


Fig. 6




Fig. 7