



US00D701100S

(12) **United States Design Patent**
Dauster

(10) **Patent No.:** **US D701,100 S**
(45) **Date of Patent:** **** Mar. 18, 2014**

(54) **RATCHET TOOL**

(71) Applicant: **Aesculap Implant Systems, LLC,**
Center Valley, PA (US)

(72) Inventor: **Andrew Dauster,** Center Valley, PA
(US)

(73) Assignee: **Aesculap Implant Systems, LLC.,**
Center Valley, PA (US)

(**) Term: **14 Years**

(21) Appl. No.: **29/449,899**

(22) Filed: **Mar. 15, 2013**

(51) **LOC (10) Cl.** **08-05**

(52) **U.S. Cl.**
USPC **D8/25**

(58) **Field of Classification Search**
USPC D8/25, 60, 97, 107; 81/177.1, 177.85,
81/121.1, 124.3, 165-170, 110.1, 176.2,
81/124.6, 176.1, 176.15, 177.2, 186, 467,
81/476, 478, 480; 16/110.1; 192/44, 45,
192/54.52; D24/133, 145, 147; 606/54, 59,
606/62, 63, 60, 64
See application file for complete search history.

(56) **References Cited**

U.S. PATENT DOCUMENTS

D274,973 S * 8/1984 Waller D8/21
D308,806 S * 6/1990 Chieffo D8/21

D313,153 S * 12/1990 Lockman D8/21
D362,909 S * 10/1995 Warner D24/147
D394,789 S * 6/1998 Futo et al. D8/22
5,797,300 A * 8/1998 Fairbanks 81/60
D409,463 S * 5/1999 McMullin D8/25
7,155,998 B1 * 1/2007 Shyu 81/60
D539,623 S * 4/2007 Yu D8/40
D594,728 S * 6/2009 Hyde D8/101
7,806,026 B2 * 10/2010 Gauthier 81/467
D654,769 S * 2/2012 Kennedy D8/25
8,216,237 B2 * 7/2012 Edwards et al. 606/62

* cited by examiner

Primary Examiner — Randall Gholson

(74) *Attorney, Agent, or Firm* — Kenealy Vaidya LLP

(57) **CLAIM**

The ornamental design for a ratchet tool, as shown and described.

DESCRIPTION

FIG. 1 is a top perspective view of a ratchet tool showing my new design;
FIG. 2 is a bottom perspective view of the ratchet tool;
FIG. 3 is a top plan view of the ratchet tool;
FIG. 4 is a bottom plan view of the ratchet tool;
FIG. 5 is a first side view of the ratchet tool;
FIG. 6 is a second side view of the ratchet tool;
FIG. 7 is a first end view of the ratchet tool; and,
FIG. 8 is a second end view of the ratchet tool.

1 Claim, 5 Drawing Sheets

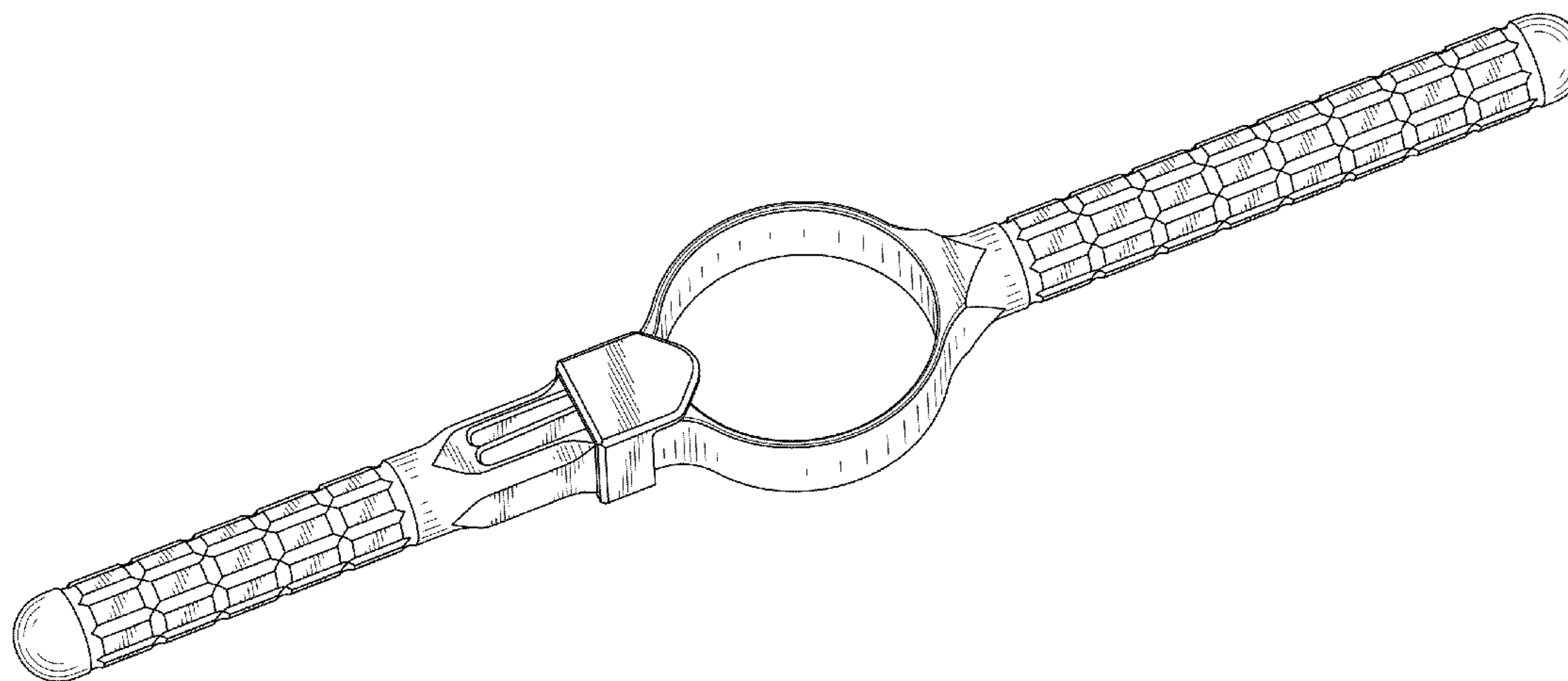


Fig. 1

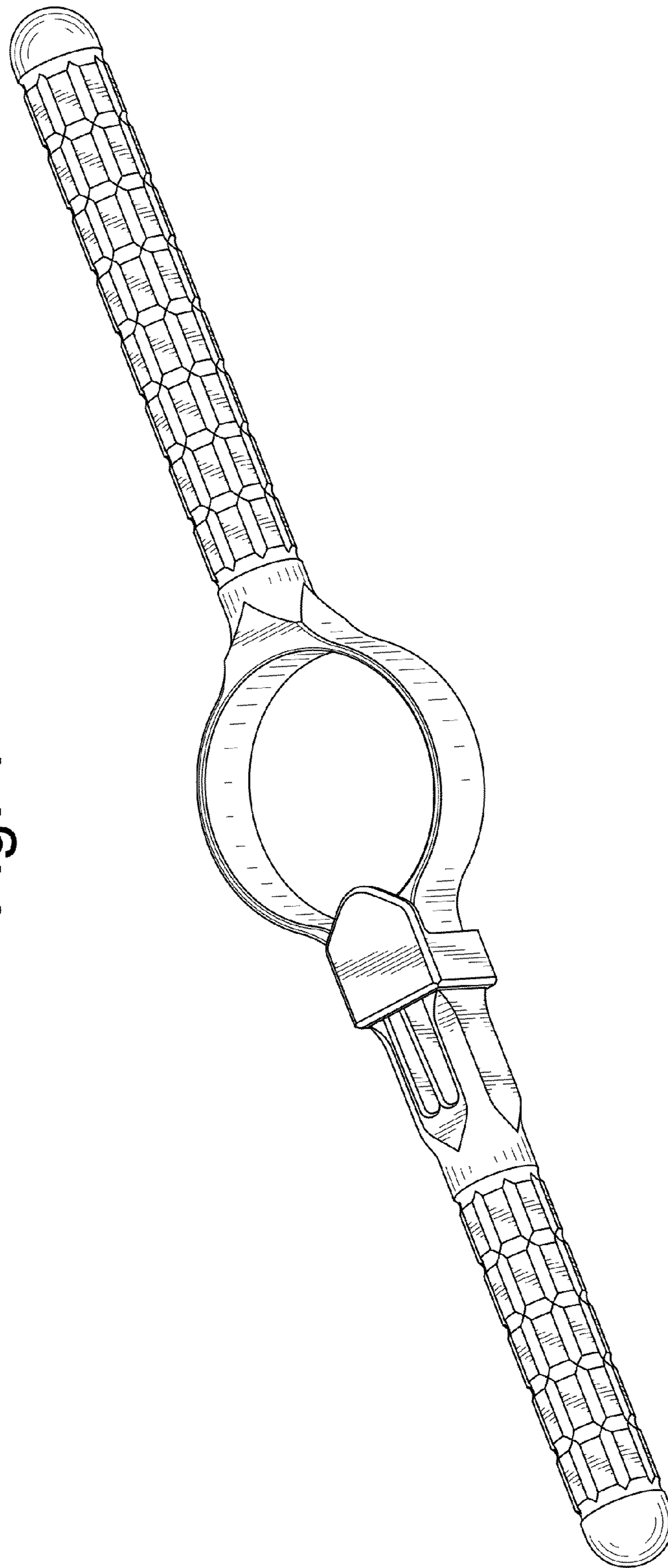


Fig. 2

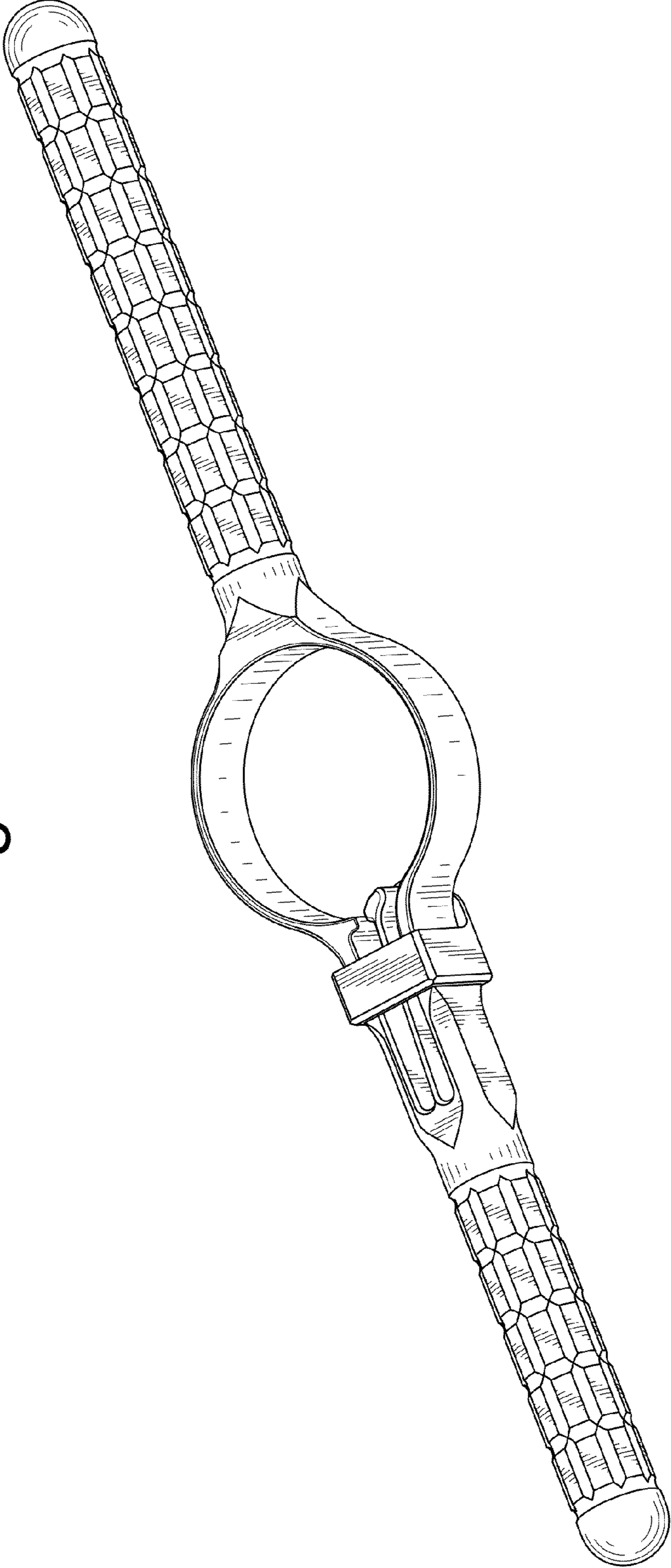


Fig. 3

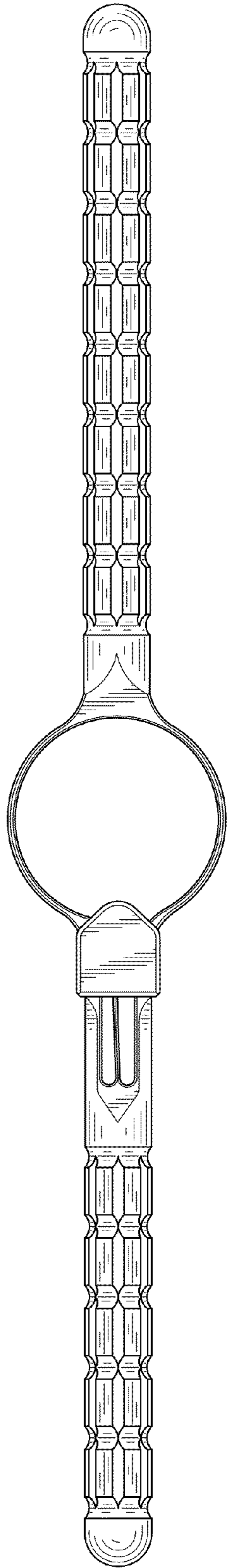


Fig. 4

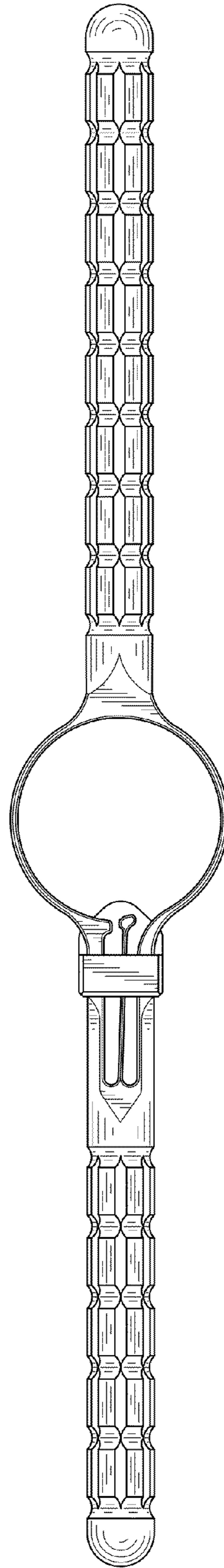


Fig. 5




Fig. 6




Fig. 7

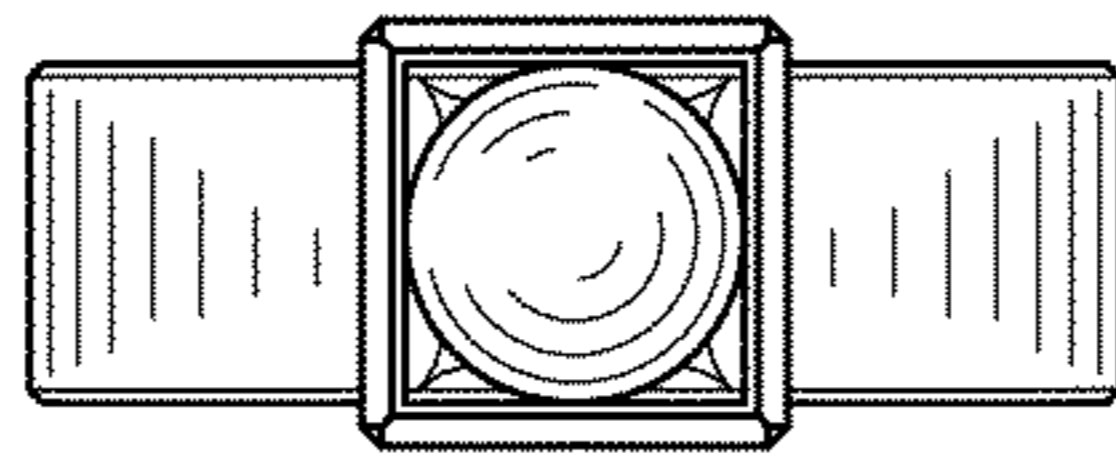


Fig. 8

