



US00D701098S

(12) **United States Design Patent**
Braver

(10) **Patent No.:** **US D701,098 S**
(45) **Date of Patent:** **** Mar. 18, 2014**

(54) **BLOCKING TOOL**

(76) Inventor: **Justin Braver**, Pittsburgh, PA (US)

(**) Term: **14 Years**

(21) Appl. No.: **29/426,044**

(22) Filed: **Jun. 29, 2012**

(51) **LOC (10) Cl.** **08-05**

(52) **U.S. Cl.**
USPC **D8/14**

(58) **Field of Classification Search**
USPC D8/14, 88, 89, 107; D22/134, 149;
294/3.6, 12, 14, 19.2-19.3, 26, 175,
294/210

See application file for complete search history.

(56) **References Cited**

U.S. PATENT DOCUMENTS

584,133	A *	6/1897	McIntire	105/354
D231,240	S *	4/1974	France	D8/370
D258,342	S *	2/1981	Boulis et al.	D8/14
D385,076	S *	10/1997	Milbury	D34/10
D395,808	S *	7/1998	Loucks	D8/14
D404,127	S *	1/1999	Lammers	D24/141
D416,772	S *	11/1999	Milbury	D8/14
6,007,124	A *	12/1999	Thies, Jr.	294/26
D456,484	S *	4/2002	D'Antico	D22/149

D504,934	S *	5/2005	Amburgey	D22/149
D512,285	S *	12/2005	Schwartz	D8/14
D546,147	S *	7/2007	Cullen	D8/16
D583,638	S *	12/2008	Lautenbacher	D8/14
D600,082	S *	9/2009	Braver	D8/14
D651,055	S *	12/2011	Braver	D8/14
D679,560	S *	4/2013	Fehsenfeld et al.	D8/14
D690,574	S *	10/2013	Paramo	D8/71
2007/0018467	A1 *	1/2007	Schwartz	294/19.1
2009/0261607	A1 *	10/2009	Braver	294/26

* cited by examiner

Primary Examiner — Philip S Hyder
Assistant Examiner — Roselynn Cody
(74) *Attorney, Agent, or Firm* — Cohen & Grigsby, PC

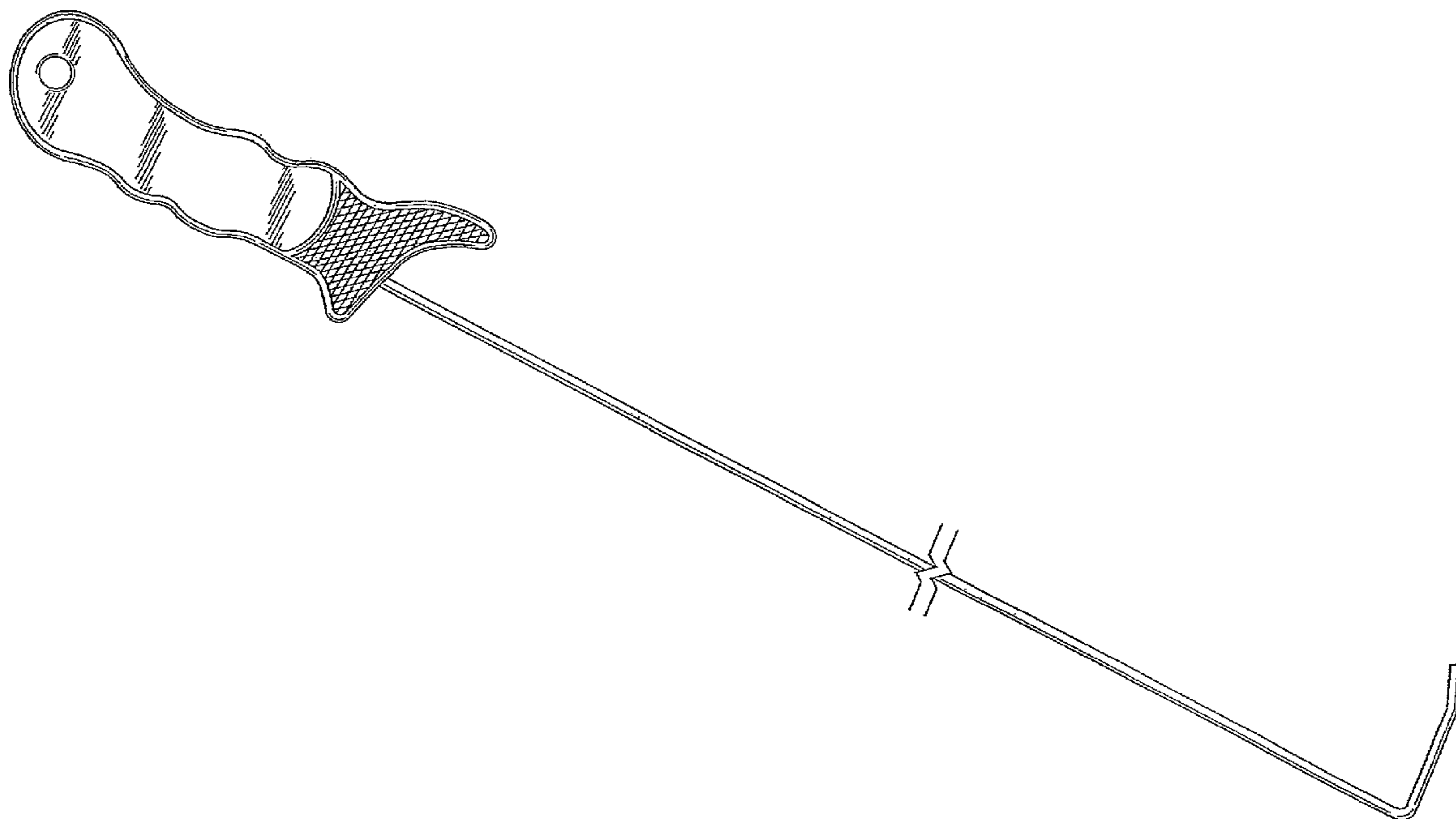
(57) **CLAIM**

The ornamental design for a blocking tool, as shown and described.

DESCRIPTION

FIG. 1 is a side view of an embodiment of a blocking tool.
FIG. 2 is a top view thereof.
FIG. 3 is a bottom view thereof.
FIG. 4 is a first end view thereof; and,
FIG. 5 is a second end view thereof.
The jagged graphics symbols that break the shaft of the blocking tool into two sections in FIGS. 1, 2, and 3 indicate that the appearance of any portion of the article between the break lines forms no part of the claim.

1 Claim, 2 Drawing Sheets



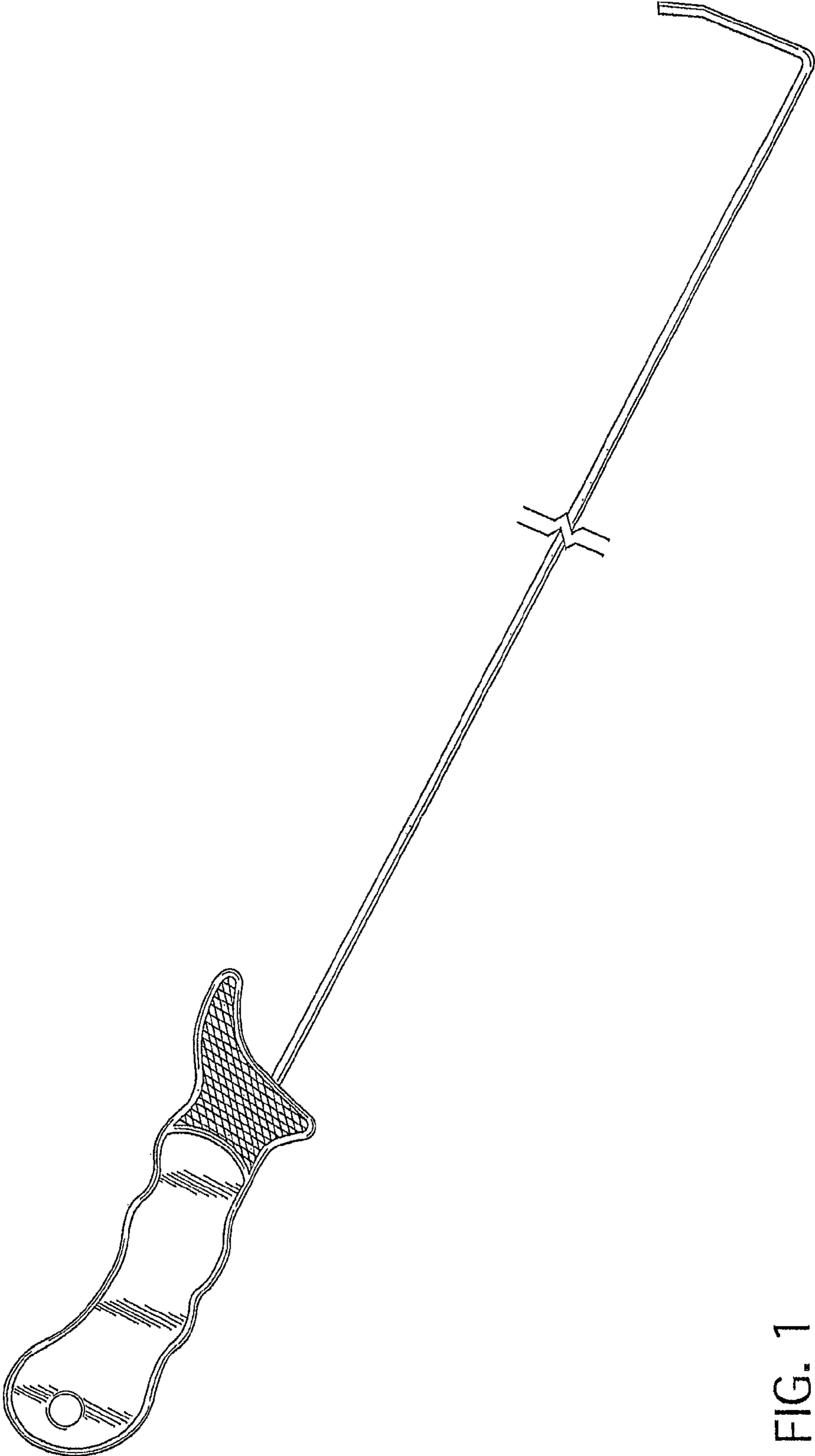


FIG. 1

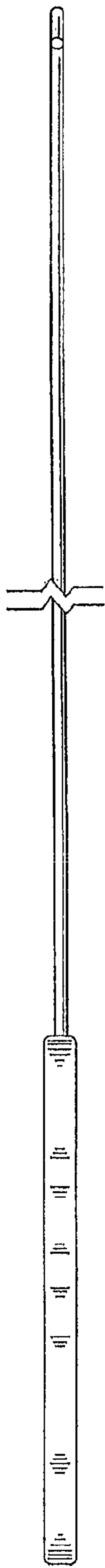


FIG. 2

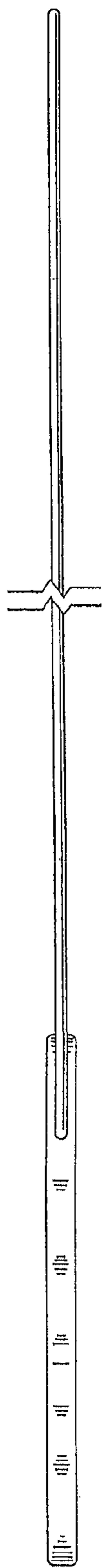


FIG. 3



FIG. 5




FIG. 4