



US00D701093S

(12) **United States Design Patent**
Follmer

(10) **Patent No.:** **US D701,093 S**
(45) **Date of Patent:** **** Mar. 18, 2014**

(54) **ERGONOMIC KNIFE**
(76) Inventor: **Lex A. Follmer**, Owensville, IN (US)
(**) Term: **14 Years**
(21) Appl. No.: **29/425,766**
(22) Filed: **Jun. 27, 2012**
(51) **LOC (10) Cl.** **07-03**
(52) **U.S. Cl.**
USPC **D7/649**
(58) **Field of Classification Search**
USPC D7/368, 393-395, 401.2, 642-646,
D7/649-654, 660-664, 669, 675-676, 683,
D7/688-692, 695-696; D8/25, 83, 98-99,
D8/107, 303; D15/133, 139; D22/118;
D24/146-147; 30/115, 137, 141-143,
30/147-150, 322-327, 329, 335, 340,
30/342-348, 351, 355; 416/70 R
See application file for complete search history.

D439,806 S * 4/2001 Juhlin et al. D7/650
D442,841 S * 5/2001 Balolia D8/99
D461,688 S * 8/2002 Lothe D7/649
D525,088 S * 7/2006 Fort et al. D7/652
D600,506 S * 9/2009 Miltner et al. D7/649
D639,833 S * 6/2011 Inkster D15/139
D643,256 S * 8/2011 Hirai D7/649
D678,367 S * 3/2013 Inkster D15/133
D693,186 S * 11/2013 Hollinger D7/650

* cited by examiner

Primary Examiner — Ricky Pham
(74) *Attorney, Agent, or Firm* — Gary K. Price

(57) **CLAIM**
The ornamental design of an ergonomic knife, as shown and described.

DESCRIPTION

FIG. 1 is a right side view of an ergonomic knife showing my design, the knife illustrated in FIG. 1 includes a handle portion shown in broken lines and forms no part thereof; FIG. 2 is the left side view thereof without the handle portion; FIG. 3 is top view thereof; FIG. 4 is a bottom view thereof; FIG. 5 is a front view thereof; and, FIG. 6 is a rear view thereof.

1 Claim, 3 Drawing Sheets

(56) **References Cited**
U.S. PATENT DOCUMENTS
2,338,007 A * 12/1943 Morris 30/351
D304,154 S * 10/1989 Osterhout D8/99
D330,405 S * 10/1992 Luchak D22/118
D403,204 S * 12/1998 Kwok D7/401.2

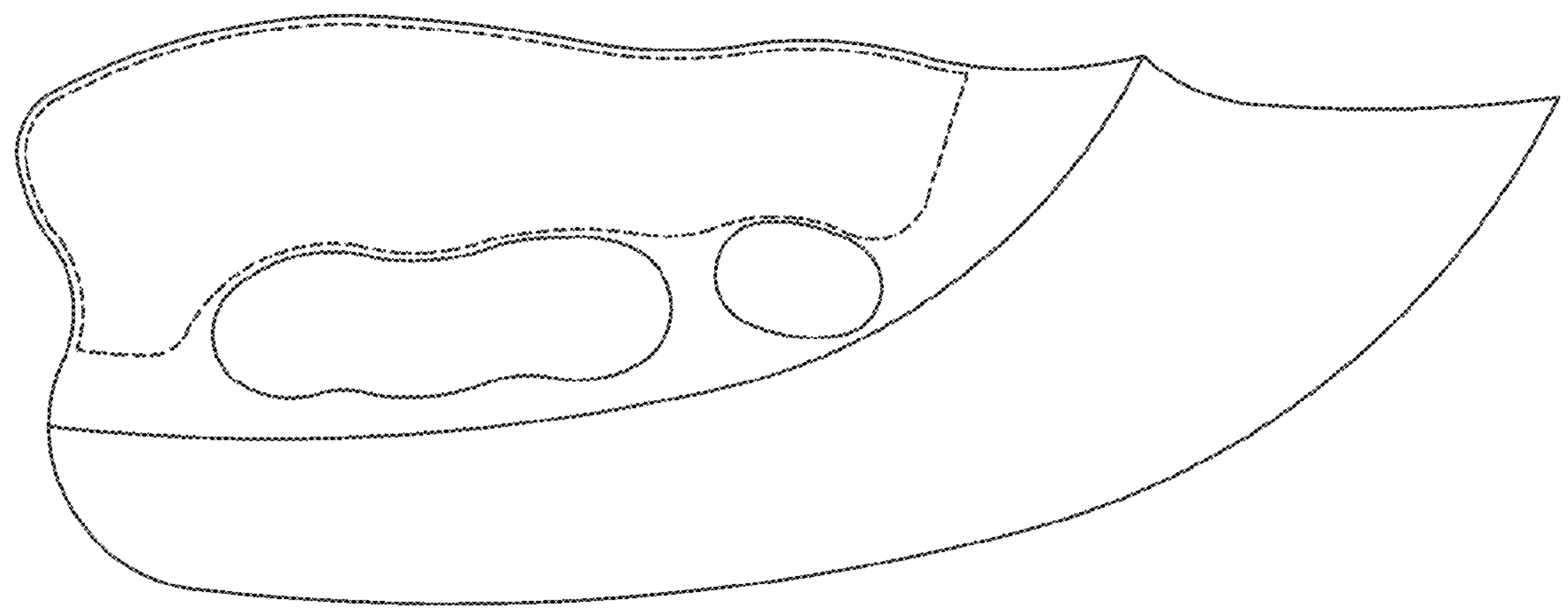


FIG. 1

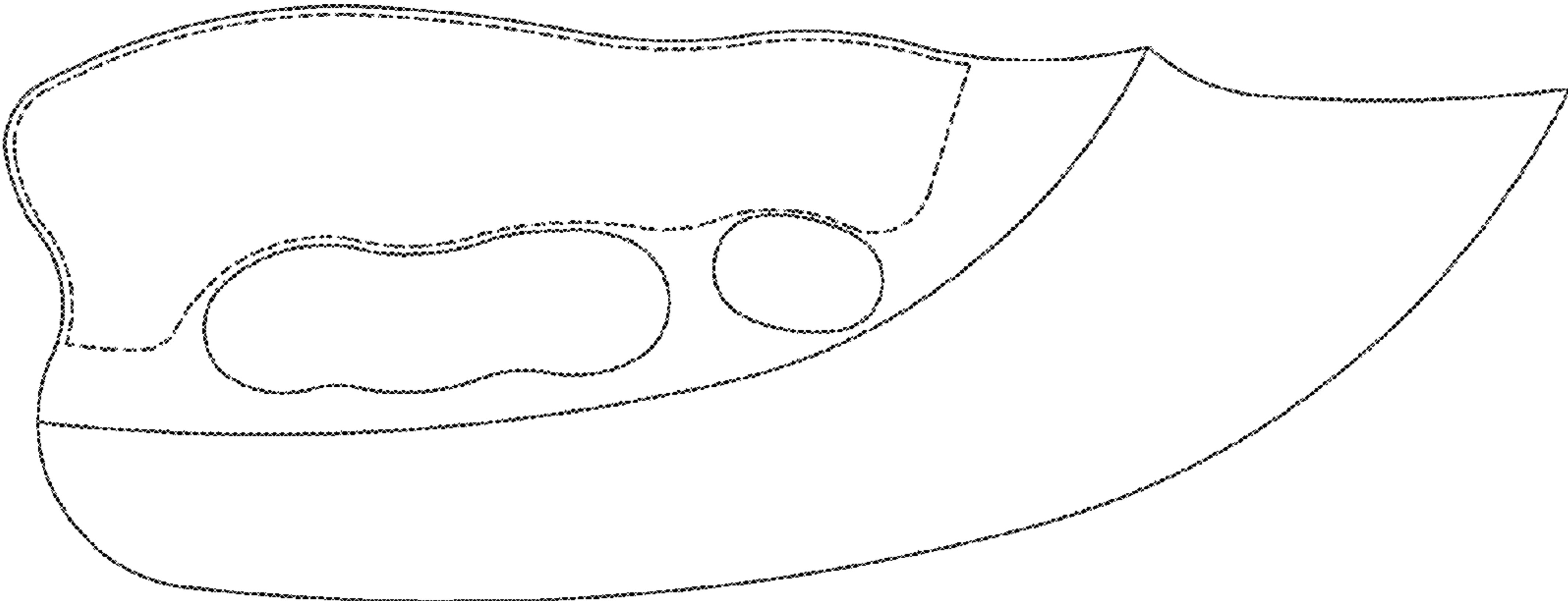


FIG. 2

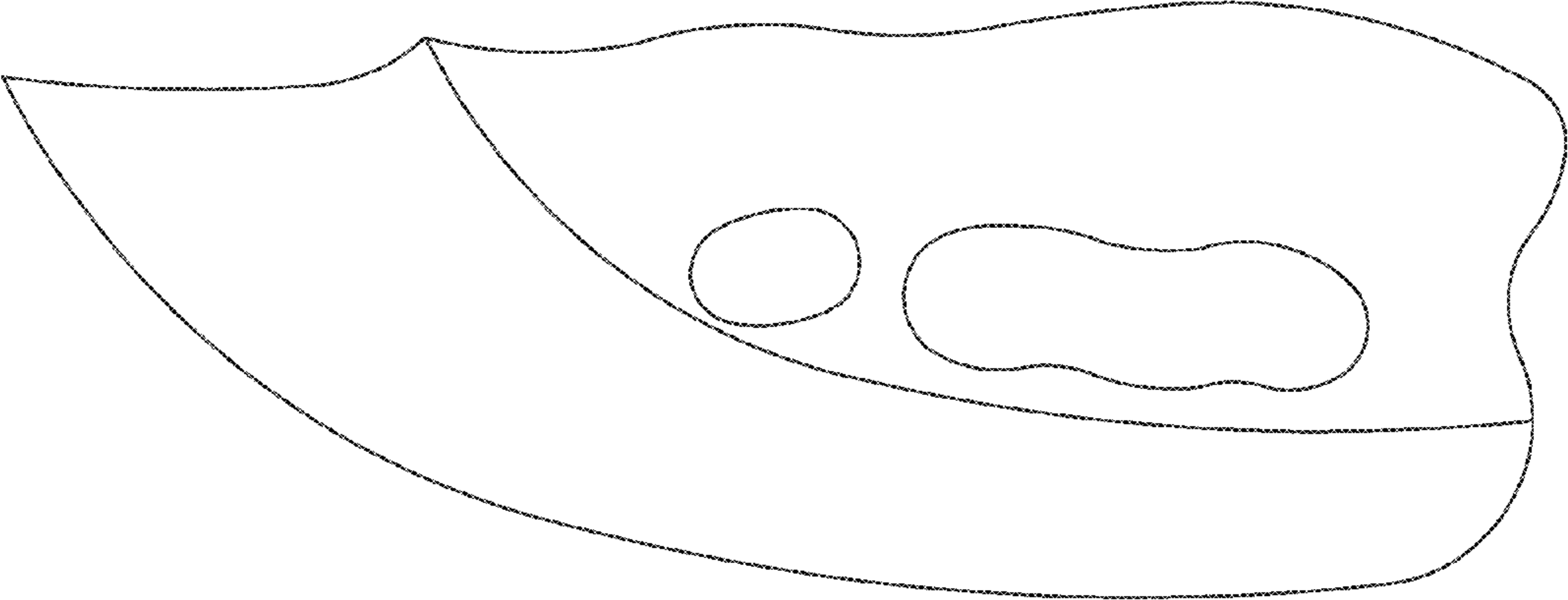


FIG. 3



FIG. 4



FIG. 5



FIG. 6

