



US00D701089S

(12) **United States Design Patent**
Lee

(10) **Patent No.:** **US D701,089 S**
(45) **Date of Patent:** **** Mar. 18, 2014**

- (54) **TRAY**
- (71) Applicant: **Kikkerland Design, Inc.**, New York, NY (US)
- (72) Inventor: **Jaeyu Lee**, New York, NY (US)
- (73) Assignee: **Kikkerland Design, Inc.**, New York, NY (US)
- (**) Term: **14 Years**
- (21) Appl. No.: **29/471,715**
- (22) Filed: **Nov. 4, 2013**
- (51) **LOC (10) Cl.** **07-01**
- (52) **U.S. Cl.**
USPC **D7/554.3**
- (58) **Field of Classification Search**
USPC D7/550.1, 553.2, 554.3, 601–602,
D7/609–610, 612, 629; 206/557, 562, 563,
206/564; 220/574–575, 556; D9/756,
D9/759–760, 420–421
See application file for complete search history.

D380,727 S *	7/1997	Gilstrap	D12/425
D408,649 S *	4/1999	Bucklitzsch et al.	D6/406.1
D410,453 S *	6/1999	Timm	D14/457
D481,395 S *	10/2003	Richter	D14/457
D510,359 S *	10/2005	Gillis	D14/457
D512,245 S *	12/2005	Bean et al.	D6/406.3
D538,059 S *	3/2007	Knorpp	D6/406.3
D547,490 S *	7/2007	Simester	D27/194
D609,027 S *	2/2010	Jennings	D6/406.5
D619,823 S *	7/2010	Jennings	D6/406.3
8,006,843 B1 *	8/2011	McFarland	206/511
D663,546 S *	7/2012	Jennings	D6/406.3
D665,810 S *	8/2012	Jones et al.	D14/440
D669,311 S *	10/2012	Hsu	D7/553.5
D689,247 S *	9/2013	Reichert	D30/161

* cited by examiner

Primary Examiner — Kelley Donnelly
(74) *Attorney, Agent, or Firm* — Cascio & Zervas

(57) **CLAIM**
The ornamental design for a tray, as shown and described.

DESCRIPTION


FIG. 1 is a top plan view of the tray showing my design;
FIG. 2 is a front elevational view thereof;
FIG. 3 is a bottom plan view thereof;
FIG. 4 is a rear elevational view thereof;
FIG. 5 is a left side elevational view thereof;
FIG. 6 is a right side elevational view thereof; and,
FIG. 7 is a front perspective view thereof.

1 Claim, 3 Drawing Sheets

(56) **References Cited**

U.S. PATENT DOCUMENTS

D293,493 S *	12/1987	Garr	D6/449
D296,852 S *	7/1988	Buchweitz et al.	D6/449
D356,009 S *	3/1995	Branch et al.	D7/553.1






FIG. 1

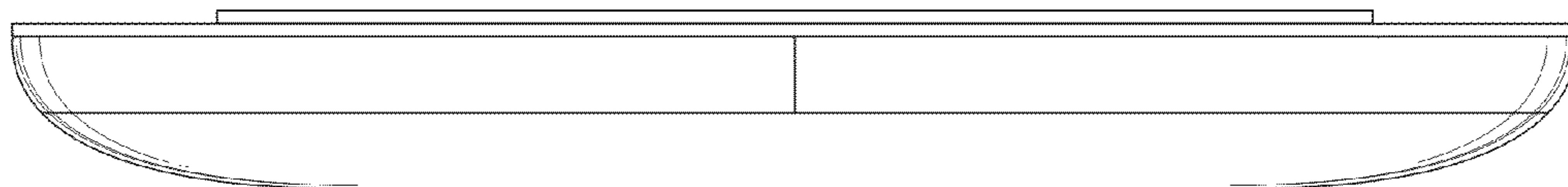


FIG. 2




FIG. 3

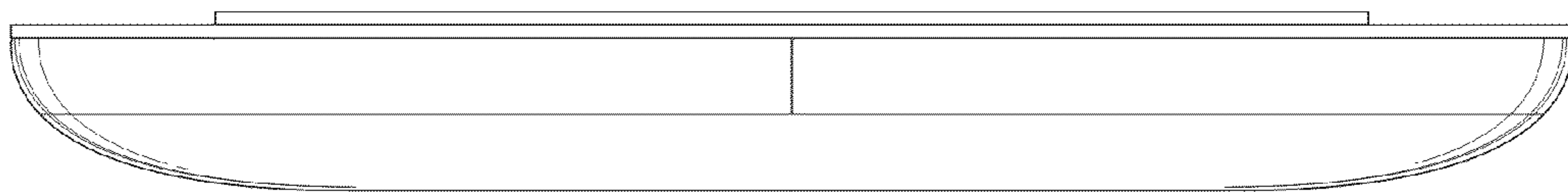


FIG. 4




FIG. 5

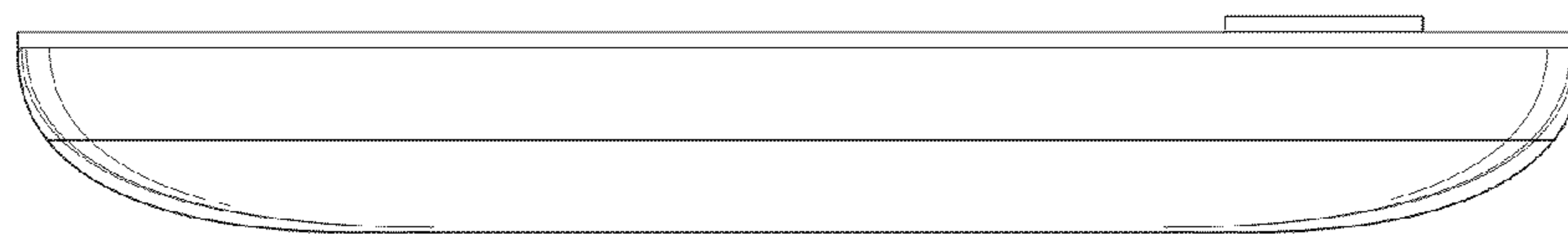


FIG. 6

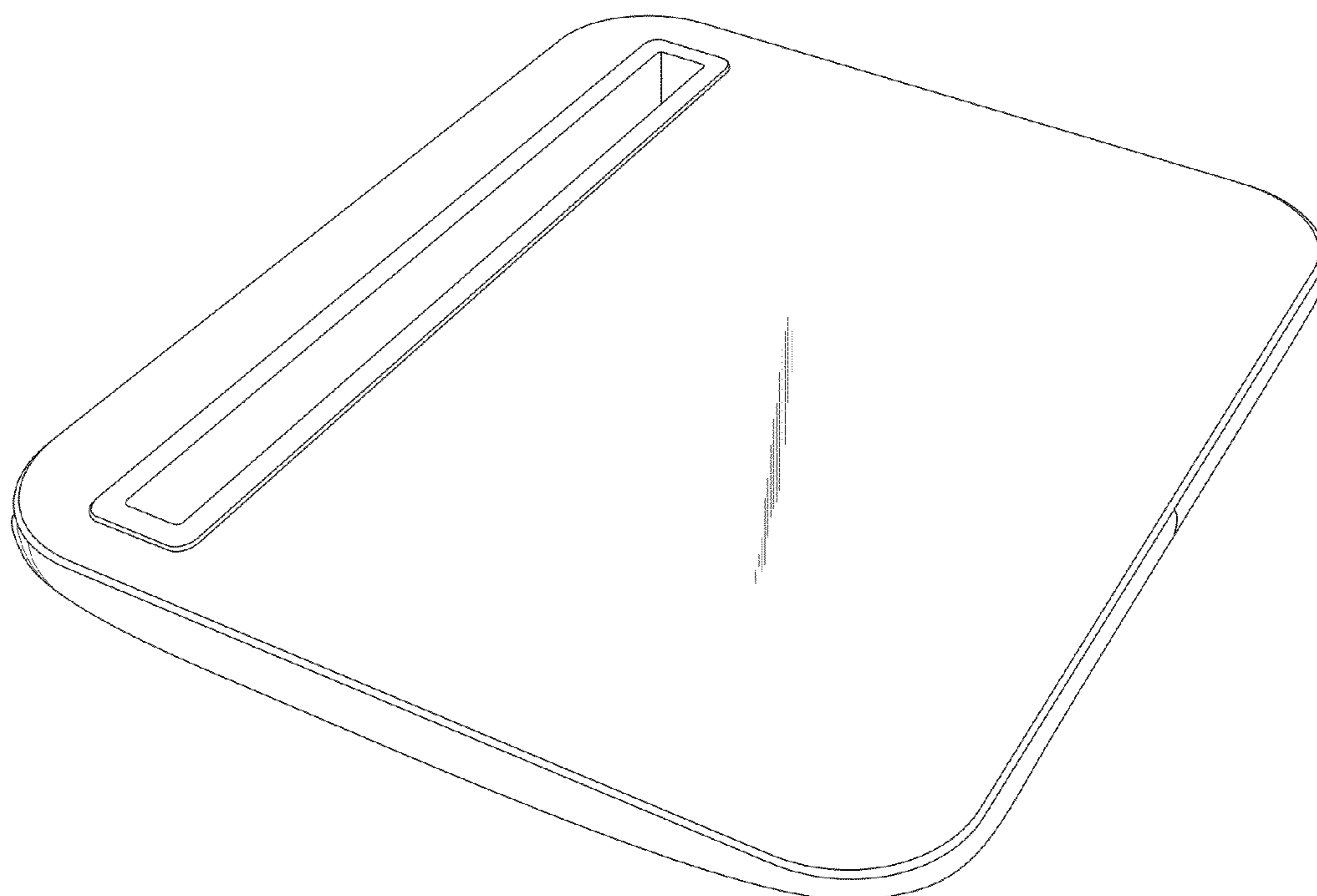


FIG. 7